

Historic Newton

Mission

To connect our community with its history to enrich future generations.

Historic Newton is an essential force for vibrant community life in Newton, as both a cultural resource and a steward of our community's character. We serve the community of Newton by bringing an understanding of the past to bear on the issues of the day. We also demonstrate what makes Newton distinctive, which can generate pride in our community.

Newton has two museums, the Jackson Homestead (owned by the City of Newton) and the Durant-Kenrick House and Grounds (owned by the City's partner, the non-profit Newton Historical society). Open to the public year-round, the museums are packed with a variety of interactive and engaging exhibits and programs. Historic Newton also functions as the steward, along with other City departments, of Newton's three City-owned historic burying grounds. Historic Newton offers mission-driven, audience-focused programming that connects with people's interests and inspires civic engagement. Our programs include exhibits, lectures, walking tours, workshops, family programming, events, and educational programs for all ages.

Historic Newton serves as the keeper of Newton's memories and functions as the repository for collections and archives that document our past over the centuries. As such, we promote historic research, preservation, and education in and around the city of Newton.

Fiscal year 2023 represented the first full year since the pandemic closures that Newton's two historic museums were open on their full four-day per week schedule. While we continue to see high participation at in-person programs, events, and with group bookings, general admission has not bounced back to pre-pandemic attendance. We will continue to invite the community to come on back.

There is more to see, to understand and to enjoy. After intensive research and community outreach on indigenous history, we installed an exhibit – *Where We Stand* – at Jackson Homestead and launched an online resource – *I Heard That Word*.

Our *Museum Without Walls* initiative continues. By going on-line and heading outside, we have expanded community participation and engagement.

Highlights of the last fiscal year include:

- Zoom-based and other virtual programs continue to be popular.
- The outdoor history signs project continues, with two new signs installed in Waban and one at Crystal Lake, for a total of five across the community.
- We began research, scripting, and production on the documentary film *An Uncommon Education: The Allen School* which will premiere in fall 2023.
- 500 people participated in our popular annual fall festival *Hayfest*, in Jackson Homestead's backyard, and 170 people at Plant Swap in the spring at Durant-Kenrick House and Grounds.
- We are underway on a multi-year effort to install an important new Newton history exhibit at Jackson Homestead. This coincides with a feasibility study on rehabilitating the basement and with collections research and cataloging in preparation for the exhibit.
- This year we served 100% of Newton Public Schools either at one of the museums or in their classrooms. We continue to host many

groups from other school districts and independent schools as well.

- For our youngest community members, we established a partnership with Newton Early Childhood Program (NECP). Unlike one-off field trip experiences, this school partnership, in which the museum provides multiple programs throughout the school year, creates a deeper connection between families and museums as places where they “belong.” We served nearly all NECP's students and teachers during multiple visits to Jackson Homestead.

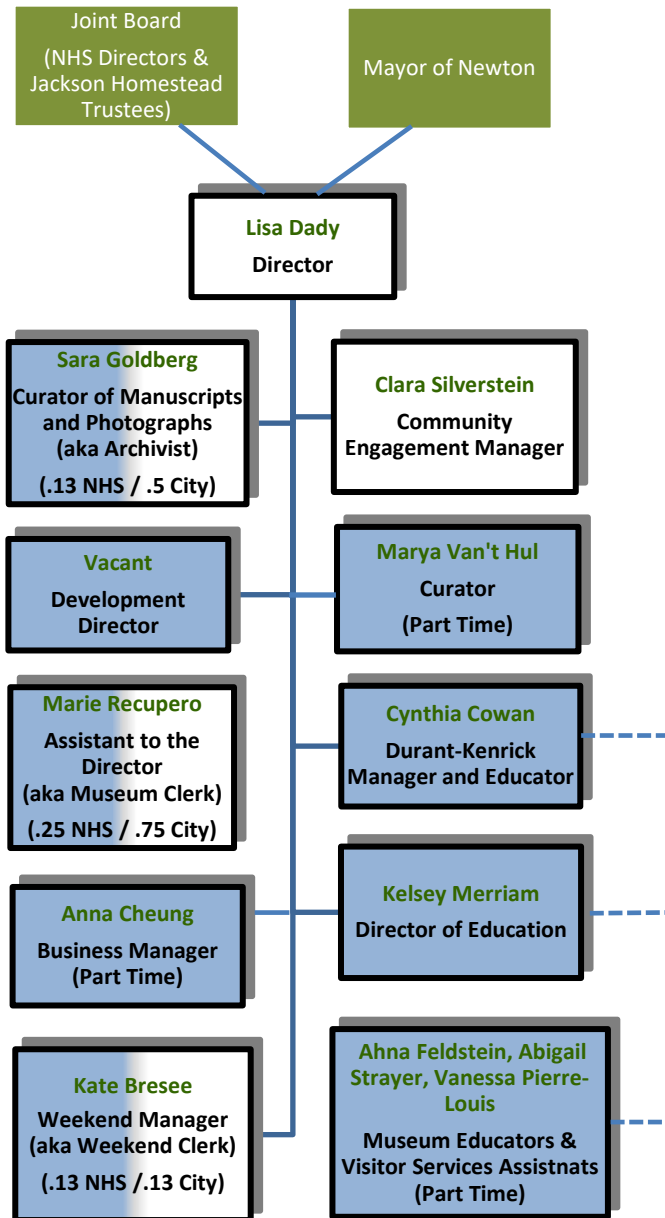
Historic Newton continues to offer exceptional services and keep the city's treasures safe. We look forward to seeing you at Newton's museums or at our programs in fiscal year 2024!

Lisa Dady

Director, Historic Newton

HISTORIC NEWTON

Blue indicates positions funded by the Newton Historical Society and white indicates City of Newton employees.



Financial and Operating Highlights

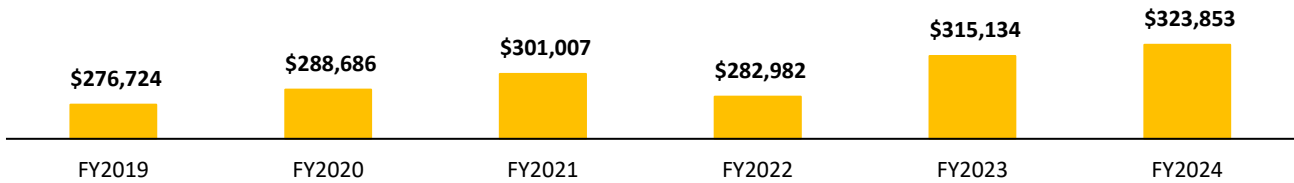
Financial Highlights

	< -----Actual ----->					Original FY2023	Proposed FY2024
	FY2019	FY2020	FY2021	FY2022			
Expenditure by Department							
Museum Services	\$ 276,724	\$ 288,686	\$ 301,007	\$ 282,982	\$ 315,134	\$ 323,853	
Total	\$ 276,724	\$ 288,686	\$ 301,007	\$ 282,982	\$ 315,134	\$ 323,853	
% Incr		4.32%	4.27%	-5.99%	11.36%	2.77%	

Personnel

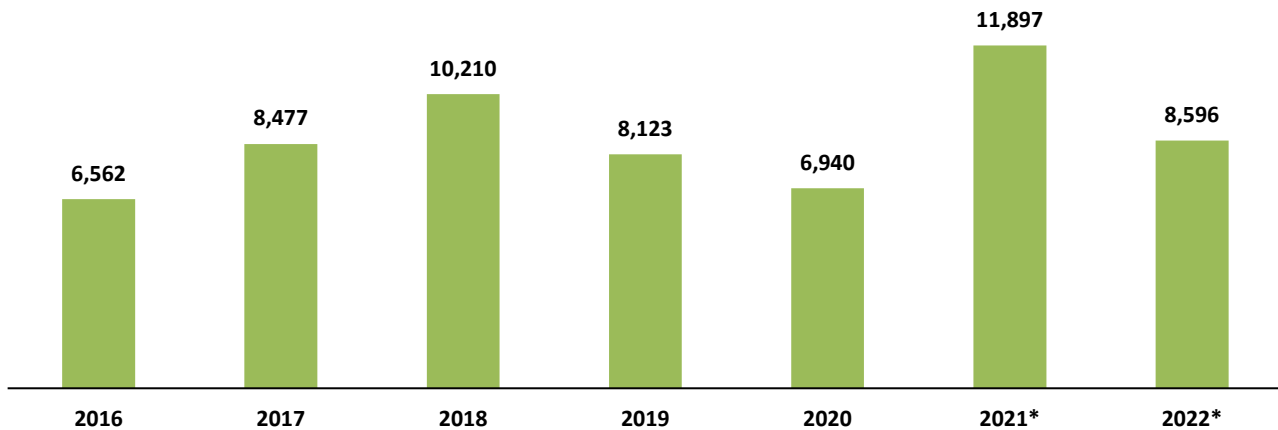
Full-Time	2	2	2	2	2	2
Part-Time	3	3	3	3	3	3
Total	5	5	5	5	5	5

Total Historic Newton Expenditures



Operating Highlights

Attendance at Historic Newton Museums and Events



*2021 and 2022 Numbers include online visits

Historic Newton

Fiscal Year 2024 Outcomes and Strategies

Outcome 1

Broaden Historic Resources and Programming to Provide Diverse, Equitable, Inclusive Access and Information

The values of diversity, equity, and inclusion will continue to be central to our work in FY 2024. We are committed to researching and sharing the under-told histories of marginalized groups of Newtonians.

We are currently researching and programming around topics of migration. We have uncovered the phenomenon of

several African Americans moving from Virginia to Newton after the Civil War (one piece of research in support of Historic Newton's goal to build comprehensive expertise on 400 years of Black history in Newton) and are continuing to teach about the history of Irish, Italian, Eastern-European Jewish, Chinese, and French-Canadian immigrants to Newton.

Another project that will feature a more diverse and inclusive set of stories is the new Newton history exhibit we are planning for Jackson Homestead. Research and content development has begun for this major new exhibition to be opened in the coming years.

Historic Newton offers [10 different education programs](#) for the K-12th grade audience. Every Newton Public School participates, especially 3rd and 8th grade classes. Additionally, we have [a menu of 11 different programs](#) that can be booked for adult groups. These are popular with older people and assisted living centers, college-aged groups, and libraries and community groups around the region. These offerings underscore how the values of diversity, equity, and inclusion run through our work every day.

Historic Newton (HN) will continue to expand access to our collections, scholarship, and educational programs through a package of virtual and outdoor services called *Museum Without Walls*. For example, in fiscal year 2024, Historic Newton will:

- 1) Continue to promote the many [virtual exhibits](#), [research resources](#), and history vignettes that can be explored on our website.
- 2) Continue installing outdoor educational signs around the city. HN has now developed a comprehensive plan for establishing outdoor history signs throughout the city including at the three City-owned historic burying grounds.
- 3) Create information tied to the wrapped electrical boxes around the city, in partnership with the Department of Parks, Recreation, and Culture. Each box will have a caption that better explains the

Outcome 2

Increase Participation through *Museum Without Walls*

Historic Newton

Fiscal Year 2024 Outcomes and Strategies

image on the box and a QR code that connects to HN's BoxArt web page. There, people can go deeper into the history associated with the picture on the box. Also on that page will be an interactive map that will allow the visitor to cursor over each box for more information. (Thanks goes to the City IT department's GIS expert for helping to create the map.)

- 4) One of HN's most popular programs is the annual walking tour series. Each tour explores a different topic, time period, and space in the city, creating an endless buffet of learning, fun, and exercise.

Finally, hundreds of students from K-12 schools, youth groups, and college-level students learn from our education team every year. We will continue to do this at the museums and in the classroom, but also online and outdoors.

Outcome 3

Advance Stewardship of Jackson Homestead and Newton's Historic Burying Grounds

Historic Newton, along with the Parks, Recreation, & Culture and Public Buildings Departments, oversee the maintenance and preservation of Newton's City-owned historic gems: the Jackson Homestead and three historic burying grounds.

By summer of 2023, we will have completed a feasibility study about how best to stabilize and rehabilitate Jackson Homestead's basement and refresh it as a special place for exhibits and visitors. Thanks goes to Newton's Community Preservation Committee for approving CPA funds for the study.

In addition to the physical rehabilitation of the basement, we are excited to create a new, general Newton history exhibit. The current exhibit was created in the 1980s and after 40 years it is no longer the best vehicle to represent our heritage. In FY 2024, we will continue taking the necessary steps toward an updated exhibit using up-to-date museum techniques. The new exhibit will help the public understand the past and take pride in our community. Moreover, the current exhibit is almost exclusively focused on 18th and 19th-century Newtonians of European descent, just a sliver of Newton's heritage. The new exhibit will greatly broaden the histories we tell and fill in the gaps of the late 20th century. Realizing the goals of this new comprehensive approach to the Homestead's structure and exhibit space will be a multi-year project, with the aim of completing the bulk of the basement physical rehabilitation in FY 2024.

FY 2024 will see the completion of the perimeter work at the South Burying Ground on Winchester Street. As we do every year, the public will enjoy educational programming at the burying grounds.

Historic Newton

Fiscal Year 2024 Outcomes and Strategies

Historic Newton is expanding collections, scholarship, and programming in areas that more fully represent the demographics of Newton. We often do this in close collaboration with community partners.

Outcome 4

Manage Collections to Serve Mission, Audience, and Sustainability

In terms of collections, we will work on the perennial issues faced by museums, such as conducting regular, basic collections management functions (climate monitoring, integrated pest management, and selective artifact accessioning). When funding is available (e.g., targeted grant funds), we step up our capacity for cataloging objects in support of the new Newton history exhibit.

Efforts to increase accessibility to the archives include:

- 1) Submitting collections to Digital Commonwealth, a site that provides access to digitized photographs, manuscripts, and other materials of historical interest, to add to [Historic Newton's sub-area](#) of that database.
- 2) Completing and premiering the documentary *An Uncommon Education: The Allen School*. The film will be used in two permanent exhibits, in regional public programming, and as a professional development tool for educators. It will highlight the educational legacy of Nathaniel Allen and the Allen School in Newton. Nathaniel Allen advanced a radical new vision of social and educational equality in the last half of the 19th century. At a time when slavery was still the law of the land and women's suffrage yet a distant goal, the Allen School admitted Black students, foreign students, and women to a forward-looking program of study. This project will instill a sense of pride in the viewer by demonstrating how early the desire to provide an equal education for all – local, national, and international students – was established in Massachusetts and here in Newton. It makes an important addition to the history of Massachusetts as a state that values education and was an early pioneer in fostering inclusion. It will also showcase Historic Newton's scholarship and archives.

FUND: 0001 - GENERAL FUND
 DEPARTMENT: 603 - HISTORIC NEWTON

CITY OF NEWTON BUDGET
 DEPARTMENT LEGAL LEVEL OF CONTROL

	ACTUAL 2020	ACTUAL 2021	ACTUAL 2022	ORIGINAL 2023	RECOMMENDED 2024	CHANGE 2023 to 2024
HISTORIC NEWTON SUMMARY						
51 - PERSONNEL SERVICES	236,739	246,012	231,597	261,124	269,254	8,130
52 - EXPENSES	21,486	22,523	25,539	28,150	28,770	620
57 - FRINGE BENEFITS	30,205	32,472	25,846	25,860	25,829	-31
TOTAL DEPARTMENT	288,430	301,007	282,982	315,134	323,853	8,719
MUSEUM SERVICES						
51 - PERSONNEL SERVICES	236,739	246,012	231,597	261,124	269,254	8,130
52 - EXPENSES	21,486	22,523	25,539	28,150	28,770	620
57 - FRINGE BENEFITS	30,205	32,472	25,846	25,860	25,829	-31
TOTAL MUSEUM SERVICES	288,430	301,007	282,982	315,134	323,853	8,719

FUND: 0001 - GENERAL FUND
DEPARTMENT: 603 - HISTORIC NEWTON

**CITY OF NEWTON BUDGET
DEPARTMENTAL DETAIL**

	ACTUAL 2020	ACTUAL 2021	ACTUAL 2022	ORIGINAL 2023	RECOMMENDED 2024	CHANGE 2023 to 2024
603 - HISTORIC NEWTON						
0160370 - MUSEUM SERVICES						
PERSONNEL SERVICES						
511001 FULL TIME SALARIES	156,749	160,798	168,799	173,157	177,686	4,529
511101 PART TIME < 20 HRS/WK	50,213	51,936	54,986	49,791	50,888	1,097
511102 PART TIME > 20 HRS/WK	27,835	30,837	7,364	36,301	38,364	2,063
514001 LONGEVITY	370	1,941	447	1,500	1,941	441
515102 CLEANING ALLOWANCE	1,573	500	0	375	375	0
TOTAL PERSONNEL SERVICES	236,739	246,012	231,597	261,124	269,254	8,130
EXPENSES						
521000 ELECTRICITY	5,973	5,665	8,000	8,000	8,000	0
521100 NATURAL GAS	1,976	3,300	4,000	4,000	4,000	0
523000 WATER & SEWER SERVIC	197	149	500	500	500	0
524010 OFFICE EQUIPMENT R-M	2,054	1,828	1,415	2,000	2,000	0
527600 RENTAL-STORAGE CONTA	2,850	3,643	2,650	3,180	3,420	240
529000 CLEANING/CUSTODIAL SV	3,720	4,278	4,650	5,320	5,500	180
534010 TELEPHONE	364	394	364	400	400	0
534100 POSTAGE	136	0	0	250	250	0
534200 PRINTING	1,953	894	1,440	1,800	2,000	200
542000 OFFICE SUPPLIES	2,263	2,372	2,520	2,400	2,400	0
571000 VEHICLE USE REIMBURSE	256	0	0	0	0	0
573000 DUES & SUBSCRIPTIONS	0	0	0	300	300	0
TOTAL EXPENSES	21,742	22,523	25,539	28,150	28,770	620
FRINGE BENEFITS						
57DENT DENTAL INSURANCE	758	724	532	501	523	22
57HLTH HEALTH INSURANCE	23,344	25,277	19,758	19,313	19,046	-267
57LIFE BASIC LIFE INSURANCE	57	57	52	57	59	2
57MEDA MEDICARE PAYROLL TAX	3,171	3,340	3,224	3,787	3,903	116
57OPEB OPEB CONTRIBUTION	2,875	3,074	2,280	2,201	2,298	97
TOTAL FRINGE BENEFITS	30,205	32,472	25,846	25,860	25,829	-31
TOTAL MUSEUM SERVICES	288,686	301,007	282,982	315,134	323,853	8,719
TOTAL HISTORIC NEWTON	288,686	301,007	282,982	315,134	323,853	8,719