



2022 Part 1 Crime Stats

Sexual Assaults

	2021	2022	Diff	% Change
Jan	0	0	0	0%
Feb	0	2	2	200%
Mar	0	0	0	0%
Apr	1	0	-1	-100%
May	1	0	-1	-100%
Jun	0	0	0	0%
Jul	0	0	0	0%
Aug	0	2	2	200%
Sep	0	0	0	
Oct	0	0	0	
Nov	0	0	0	
Dec	0	0	0	
Total	2	4	2	100%

Robbery

	2021	2022	Diff	% Change
Jan	1	0	-1	-100%
Feb	1	2	1	100%
Mar	0	0	0	0%
Apr	0	0	0	0%
May	0	0	0	0%
Jun	0	2	2	200%
Jul	0	1	1	100%
Aug	0	0	0	0%
Sep	0	0	0	
Oct	0	0	0	
Nov	0	0	0	
Dec	0	0	0	
Total	2	5	3	150%

Aggravated Assaults

	2021	2022	Diff	% Change
Jan	3	5	2	67%
Feb	3	2	-1	-33%
Mar	5	3	-2	-40%
Apr	0	3	3	300%
May	3	3	0	0%
Jun	4	1	-3	-75%
Jul	5	8	3	60%
Aug	1	3	2	200%
Sep	0	0	0	
Oct	0	0	0	
Nov	0	0	0	
Dec	0	0	0	
Total	24	28	4	17%

Total Burglary

	2021	2022	Diff	% Change
Jan	6	6	0	0%
Feb	4	3	-1	-25%
Mar	15	10	-5	-33%
Apr	10	4	-6	-60%
May	7	4	-3	-43%
Jun	9	3	-6	-67%
Jul	6	5	-1	-17%
Aug	2	4	2	100%
Sep	0	0	0	
Oct	0	0	0	
Nov	0	0	0	
Dec	0	0	0	
Total	59	39	-20	-34%

Residential Burglary

	2021	2022	Diff	% Change
Jan	4	5	1	25%
Feb	4	2	-2	-50%
Mar	13	2	-11	-85%
Apr	10	3	-7	-70%
May	6	4	-2	-33%
Jun	7	3	-4	-57%
Jul	5	4	-1	-20%
Aug	2	2	0	0%
Sep	0	0	0	
Oct	0	0	0	
Nov	0	0	0	
Dec	0	0	0	
Total	51	25	-26	-51%

Commercial Burglary

	2021	2022	Diff	% Change
Jan	2	1	-1	-50%
Feb	0	1	1	100%
Mar	2	8	6	300%
Apr	0	1	1	100%
May	1	0	-1	-100%
Jun	2	0	-2	-100%
Jul	1	1	0	0%
Aug	0	2	2	200%
Sep	0	0	0	
Oct	0	0	0	
Nov	0	0	0	
Dec	0	0	0	
Total	8	14	6	75%



2022 Part 1 Crime Stats (Con't)

Total Larceny (Including Car Breaks)

	2021	2022	Diff	% Change
Jan	25	28	3	12%
Feb	49	35	-14	-29%
Mar	45	33	-12	-27%
Apr	33	47	14	42%
May	20	45	25	125%
Jun	27	39	12	44%
Jul	27	44	17	63%
Aug	29	56	27	93%
Sep	0	0	0	
Oct	0	0	0	
Nov	0	0	0	
Dec	0	0	0	
Total	255	327	72	28%

Car Breaks

	2021	2022	Diff	% Change
Jan	10	5	-5	-50%
Feb	21	6	-15	-71%
Mar	25	4	-21	-84%
Apr	9	3	-6	-67%
May	7	4	-3	-43%
Jun	3	9	6	200%
Jul	12	18	6	50%
Aug	8	3	-5	-63%
Sep	0	0	0	
Oct	0	0	0	
Nov	0	0	0	
Dec	0	0	0	
Total	95	52	-43	-45%

Motor Vehicle Theft

	2021	2022	Diff	% Change
Jan	1	0	-1	-100%
Feb	0	1	1	100%
Mar	4	0	-4	-100%
Apr	1	1	0	0%
May	0	2	2	200%
Jun	0	1	1	100%
Jul	1	2	1	100%
Aug	2	0	-2	-100%
Sep	0	0	0	
Oct	0	0	0	
Nov	0	0	0	
Dec	0	0	0	
Total	9	7	-2	-22%

Total Violent Crime

	2021	2022	Diff	% Change
Jan	4	5	1	25%
Feb	4	6	2	50%
Mar	5	3	-2	-40%
Apr	1	3	2	200%
May	4	3	-1	-25%
Jun	4	3	-1	-25%
Jul	5	9	4	80%
Aug	1	5	4	400%
Sep	0	0	0	
Oct	0	0	0	
Nov	0	0	0	
Dec	0	0	0	
Total	28	37	9	32%

Total Property Crime

	2021	2022	Diff	% Change
Jan	32	34	2	6%
Feb	53	39	-14	-26%
Mar	64	43	-21	-33%
Apr	44	52	8	18%
May	27	51	24	89%
Jun	36	43	7	19%
Jul	34	51	17	50%
Aug	33	60	27	82%
Sep	0	0	0	
Oct	0	0	0	
Nov	0	0	0	
Dec	0	0	0	
Total	323	373	50	15%

Total Part 1 Crime

	2021	2022	Diff	% Change
Jan	36	39	3	8%
Feb	57	45	-12	-21%
Mar	69	46	-23	-33%
Apr	45	55	10	22%
May	31	54	23	74%
Jun	40	46	6	15%
Jul	39	60	21	54%
Aug	34	65	31	91%
Sep	0	0	0	
Oct	0	0	0	
Nov	0	0	0	
Dec	0	0	0	
Total	351	410	59	17%



2022 Crash/Arrest/OUI/Domestic

Pedestrian Crashes

	2021	2022	Diff	% Change
Jan	1	2	1	100%
Feb	1	2	1	100%
Mar	2	2	0	0%
Apr	2	2	0	0%
May	5	0	-5	-100%
Jun	0	6	6	600%
Jul	1	3	2	200%
Aug	2	2	0	0%
Sep	0	0	0	
Oct	0	0	0	
Nov	0	0	0	
Dec	0	0	0	
Total	14	19	5	36%

Bicycle Crashes

	2021	2022	Diff	% Change
Jan	2	0	-2	200%
Feb	0	2	2	200%
Mar	1	0	-1	-100%
Apr	1	1	0	0%
May	6	2	-4	-67%
Jun	3	2	-1	-33%
Jul	2	2	0	0%
Aug	3	3	0	0%
Sep	0	0	0	
Oct	0	0	0	
Nov	0	0	0	
Dec	0	0	0	
Total	18	12	-6	-33%

Total Car Crashes

	2021	2022	Diff	% Change
Jan	71	84	13	18%
Feb	82	101	19	23%
Mar	68	72	4	6%
Apr	74	96	22	30%
May	92	112	20	22%
Jun	81	116	35	43%
Jul	92	93	1	1%
Aug	76	90	14	18%
Sep	0	0	0	
Oct	0	0	0	
Nov	0	0	0	
Dec	0	0	0	
Total	636	764	128	20%

Total Arrests

	2021	2022	Diff	% Change
Jan	11	17	6	55%
Feb	14	18	4	29%
Mar	10	9	-1	-10%
Apr	15	19	4	27%
May	21	16	-5	-24%
Jun	16	15	-1	-6%
Jul	28	19	-9	-32%
Aug	17	19	2	12%
Sep	0	0	0	
Oct	0	0	0	
Nov	0	0	0	
Dec	0	0	0	
Total	132	132	0	0%

OUI Incidents

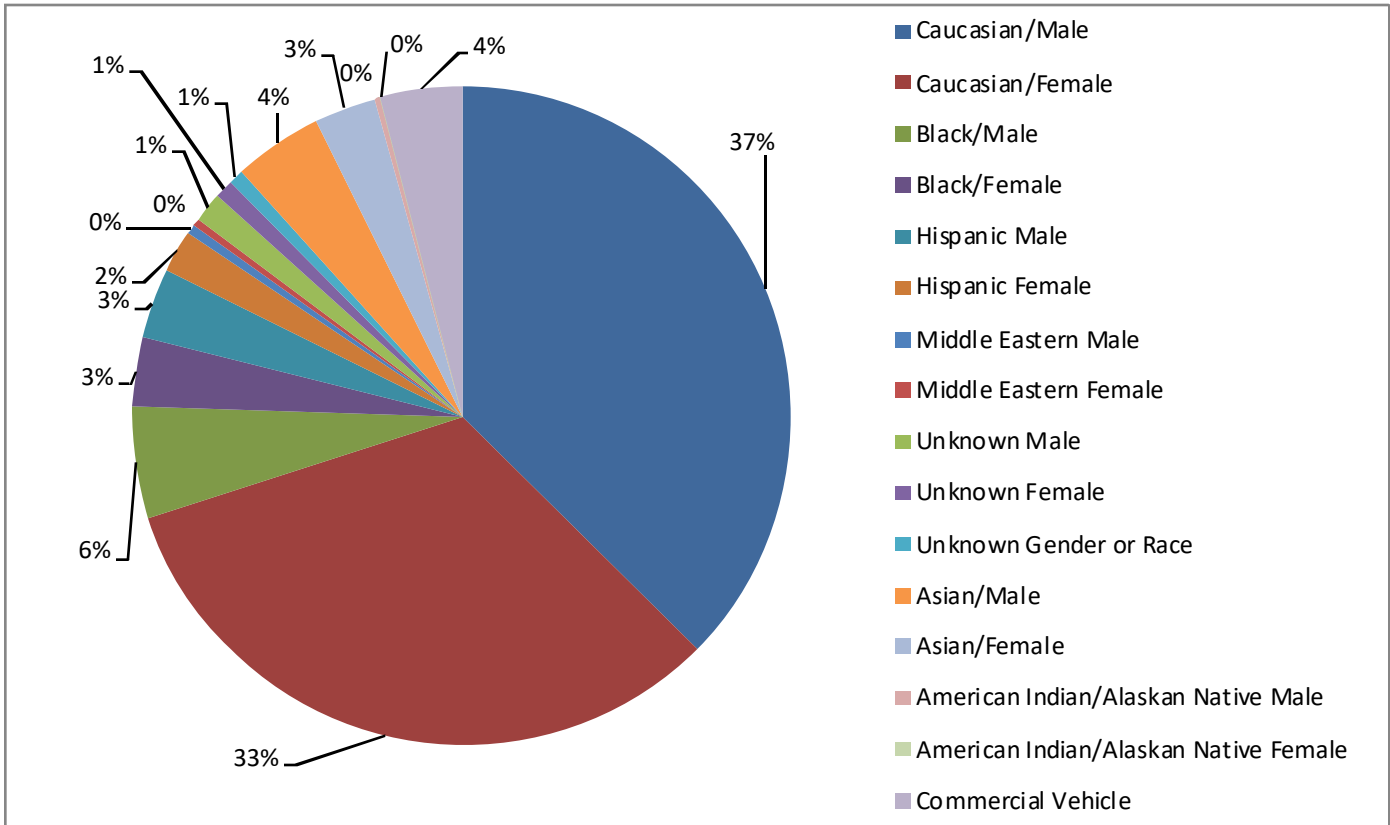
	2021	2022	Diff	% Change
Jan	1	2	1	100%
Feb	3	3	0	0%
Mar	0	4	4	400%
Apr	1	3	2	200%
May	4	3	-1	-25%
Jun	2	1	-1	-50%
Jul	4	2	-2	-50%
Aug	3	1	-2	-67%
Sep	0	0	0	
Oct	0	0	0	
Nov	0	0	0	
Dec	0	0	0	
Total	18	19	1	6%

Domestic Violence Incidents

	2021	2022	Diff	% Change
Jan	9	27	18	200%
Feb	18	21	3	17%
Mar	24	15	-9	-38%
Apr	14	14	0	0%
May	27	28	1	4%
Jun	26	22	-4	-15%
Jul	37	23	-14	-38%
Aug	19	19	0	0%
Sep			0	
Oct			0	
Nov			0	
Dec			0	
Total	174	169	-5	-3%

Newton Police Citations by Race

January 1, 2022 to August 31, 2022



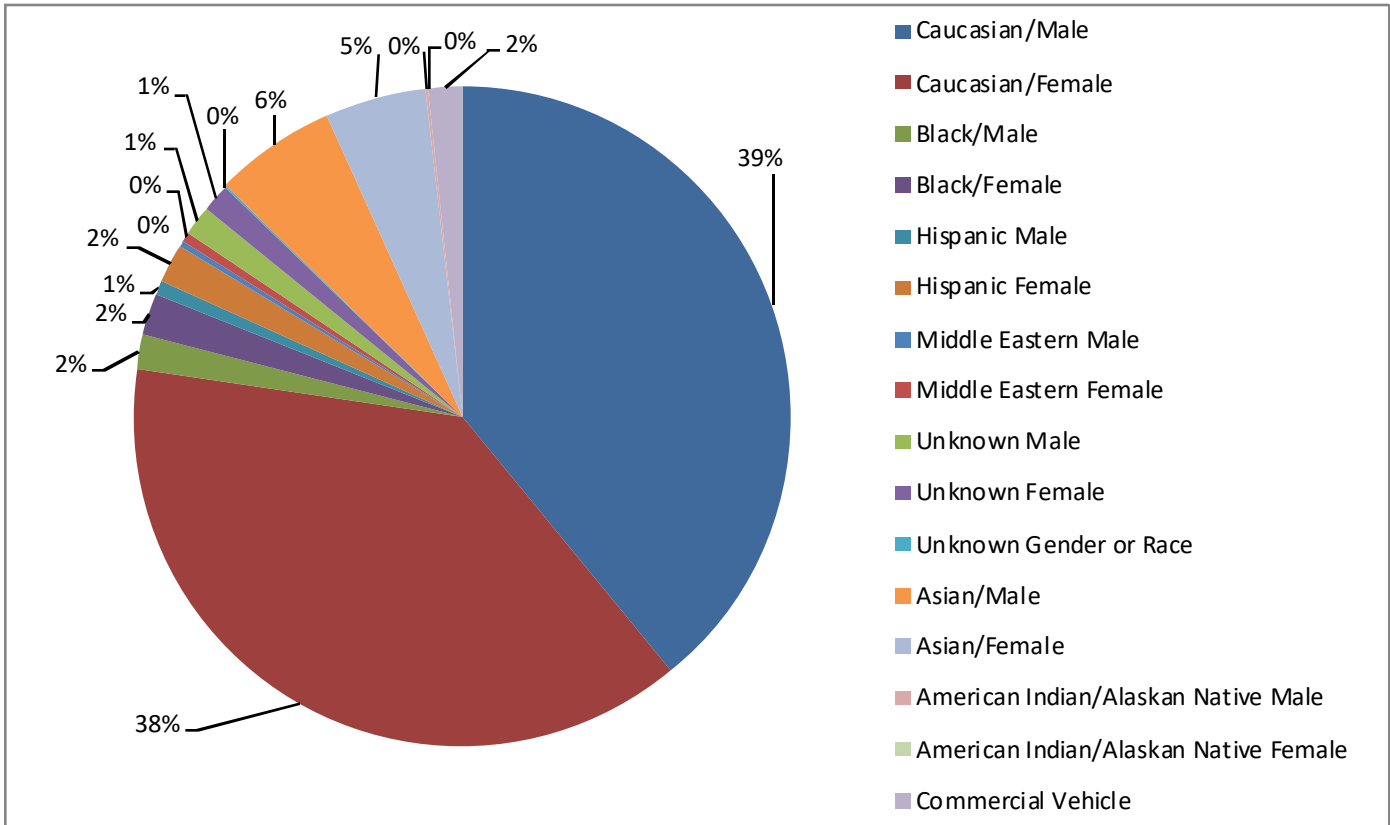
2022

Race/Sex	Warnings	Citations	Total
Caucasian/Male	640	65	705
Caucasian/Female	572	41	613
Black/Male	89	15	104
Black/Female	56	6	62
Hispanic Male	37	28	65
Hispanic Female	36	5	41
Middle Eastern Male	6	2	8
Middle Eastern Female	5	1	6
Unknown Male	25	2	27
Unknown Female	13	4	17
Unknown Gender or Race	6	10	16
Asian/Male	70	10	80
Asian/Female	57	1	58
American Indian/Alaskan Native Male	5	0	5
American Indian/Alaskan Native Female	1	0	1
Commercial Vehicle	40	35	75
Total	1658	225	1883

Newton Police Citations by Race

City of Newton Residents

January 1, 2022 to August 31, 2022

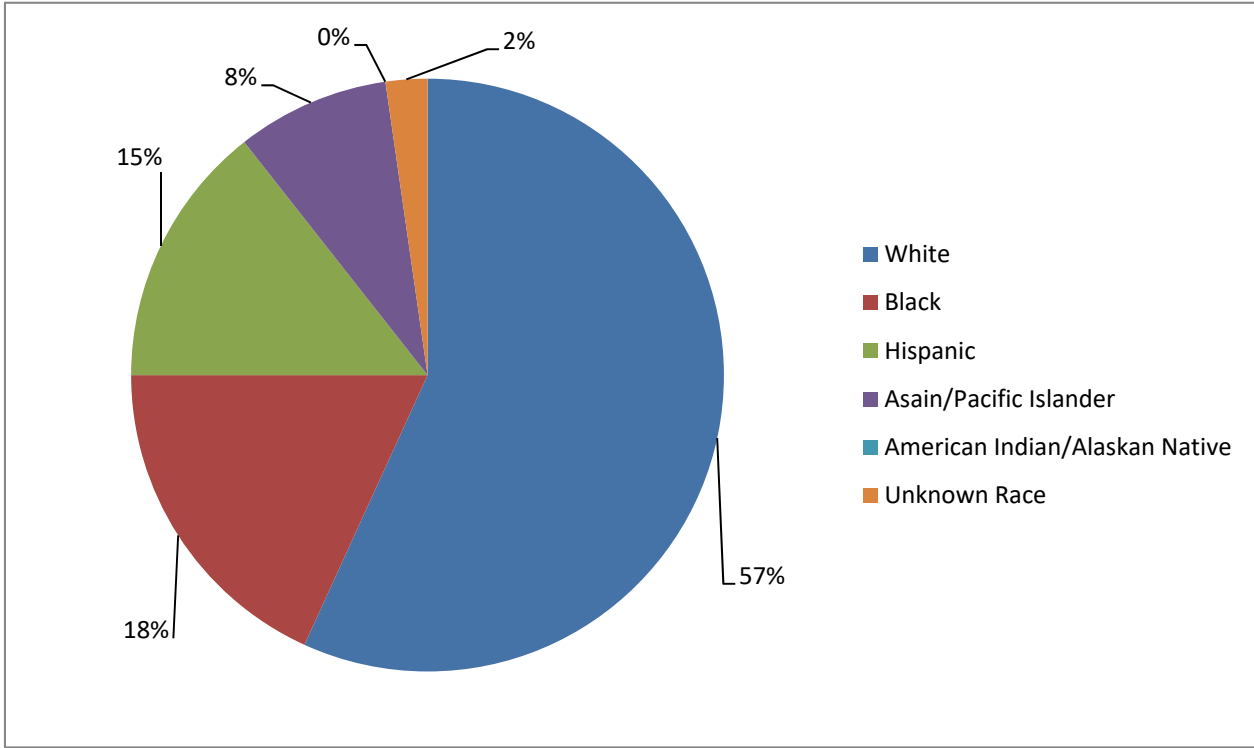


2022

Race/Sex	Warnings	Citations	Total
Caucasian/Male	269	23	292
Caucasian/Female	264	21	285
Black/Male	11	2	13
Black/Female	13	2	15
Hispanic Male	4	1	5
Hispanic Female	13	2	15
Middle Eastern Male	2	0	2
Middle Eastern Female	3	0	3
Unknown Male	11	0	11
Unknown Female	8	2	10
Unknown Gender or Race	1	0	1
Asian/Male	40	5	45
Asian/Female	36	1	37
American Indian/Alaskan Native Male	1	0	1
American Indian/Alaskan Native Female	0	0	0
Commercial Vehicle	8	4	12
Total	684	63	747

Newton Police Arrests by Race

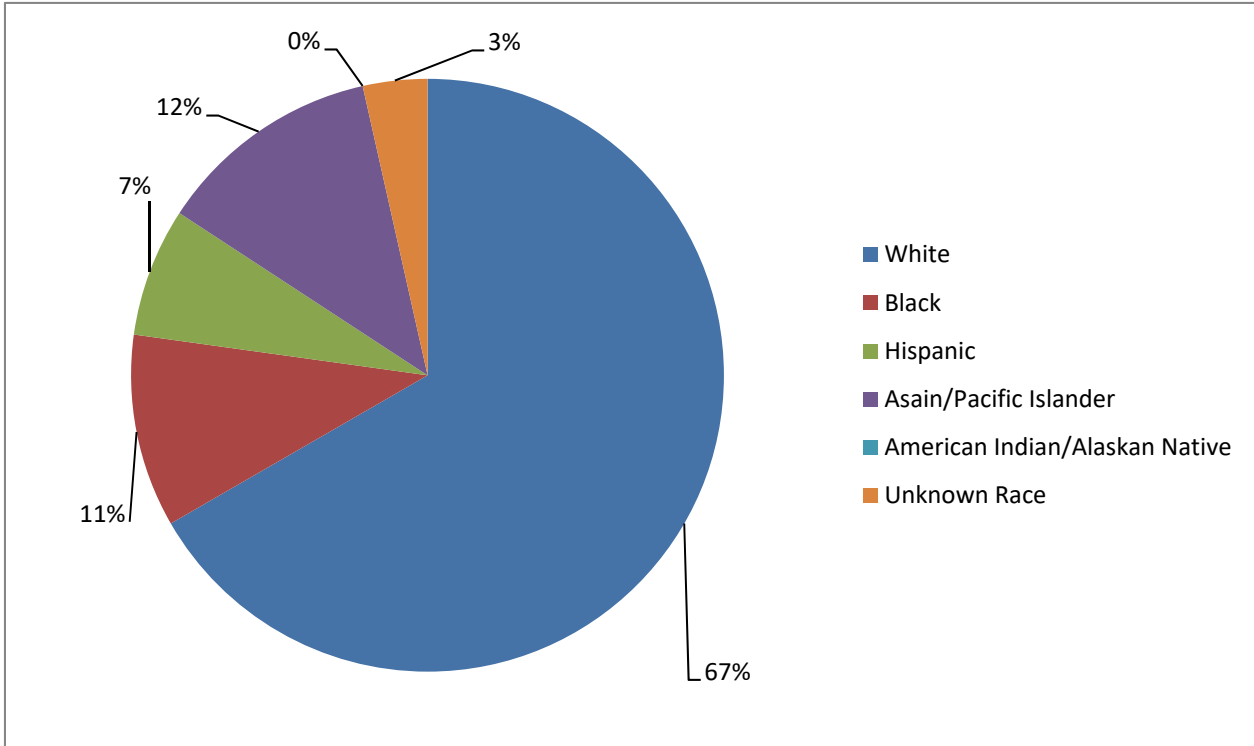
January 1, 2022 to August 31, 2022



2022	
White	75
Black	24
Hispanic	19
Asain/Pacific Islander	11
American Indian/Alaskan Native	0
Unknown Race	3
Total	132

Newton Police Arrests by Race

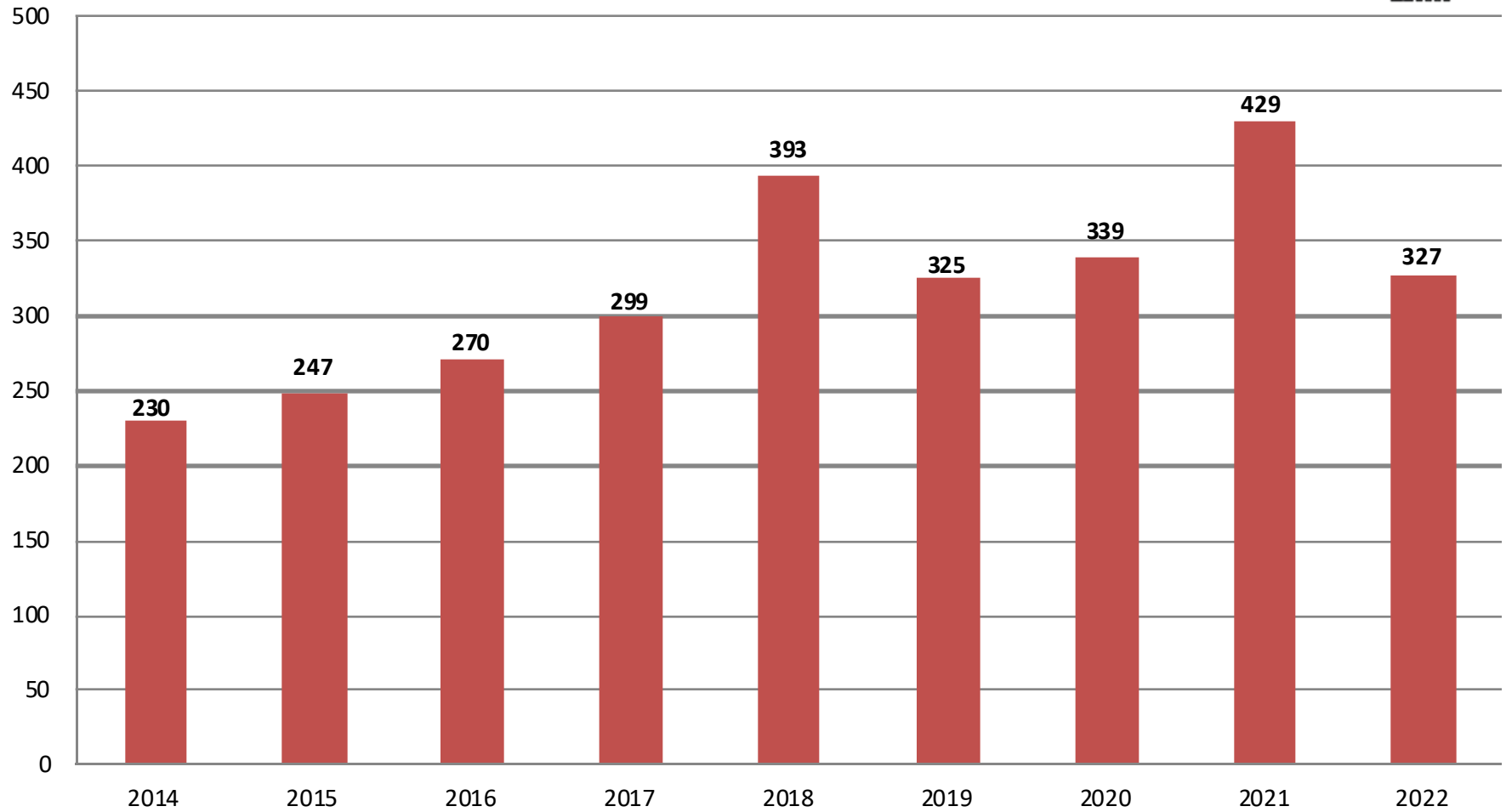
City of Newton Residents
January 1, 2022 to August 31, 2022



2022	
White	38
Black	6
Hispanic	4
Asian/Pacific Islander	7
American Indian/Alaskan Native	0
Unknown Race	2
Total	57



Newton Police Mental Health Related Calls



As of August 31, 2022



Newton Police Domestic Related Incidents

January 1, 2022 to August 31, 2022



By Type	
Aggravated Assault	17
Simple Assault	34
Family Dist/Verb	113
Threats	1
Intimidation	4
Totals	169
By Relationship	
Husband/Wife	27
Father/Son	16
Mother/Son	21
Father/Daughter	6
Mother/Daughter	21
Brother/Brother	3
Brother/Sister	7
Sister/Sister	1
Boyfriend/Girlfriend	41
Roommates	2
Boyfriend/Boyfriend	1
Girlfriend/Girlfriend	3
Ex-Husband/Ex-wife	4
Ex-Boyfriend/Ex-Girlfriend	12
Other	3
Husband/Husband	0
Wife/Wife	1
Total	169
Arrests	36
Summons	19
Warrant	0
No Arrest	114
Total	169