



2022 Part 1 Crime Stats

Sexual Assaults

	2021	2022	Diff	% Change
Jan	0	0	0	0%
Feb	0	2	2	200%
Mar	0	0	0	0%
Apr	1	0	-1	-100%
May	1	0	-1	-100%
Jun	0	0	0	0%
Jul	0	0	0	0%
Aug	0	2	2	200%
Sep	0	0	0	0%
Oct	0	1	1	-100%
Nov	1	1	0	0%
Dec	2	0	-2	0%
Total	5	6	1	20%

Robbery

	2021	2022	Diff	% Change
Jan	1	0	-1	-100%
Feb	1	2	1	100%
Mar	0	0	0	0%
Apr	0	0	0	0%
May	0	0	0	0%
Jun	0	2	2	200%
Jul	0	1	1	100%
Aug	0	0	0	0%
Sep	2	1	-1	-100%
Oct	1	1	0	0%
Nov	0	1	1	100%
Dec	0	0	0	0%
Total	5	8	3	60%

Aggravated Assaults

	2021	2022	Diff	% Change
Jan	3	5	2	67%
Feb	3	2	-1	-33%
Mar	5	3	-2	-40%
Apr	0	3	3	300%
May	3	3	0	0%
Jun	4	1	-3	-75%
Jul	5	8	3	60%
Aug	1	3	2	200%
Sep	3	4	1	33%
Oct	6	5	-1	-17%
Nov	3	5	2	67%
Dec	5	0	-5	-100%
Total	41	42	1	2%

Total Burglary

	2021	2022	Diff	% Change
Jan	6	6	0	0%
Feb	4	3	-1	-25%
Mar	15	10	-5	-33%
Apr	10	4	-6	-60%
May	7	4	-3	-43%
Jun	9	3	-6	-67%
Jul	6	5	-1	-17%
Aug	2	4	2	100%
Sep	2	5	3	150%
Oct	2	5	3	150%
Nov	4	4	0	0%
Dec	5	0	-5	-100%
Total	72	53	-19	-26%

Residential Burglary

	2021	2022	Diff	% Change
Jan	4	5	1	25%
Feb	4	2	-2	-50%
Mar	13	2	-11	-85%
Apr	10	3	-7	-70%
May	6	4	-2	-33%
Jun	7	3	-4	-57%
Jul	5	4	-1	-20%
Aug	2	2	0	0%
Sep	2	5	3	150%
Oct	0	5	5	500%
Nov	4	2	-2	-50%
Dec	4	0	-4	-100%
Total	61	37	-24	-39%

Commercial Burglary

	2021	2022	Diff	% Change
Jan	2	1	-1	-50%
Feb	0	1	1	100%
Mar	2	8	6	300%
Apr	0	1	1	100%
May	1	0	-1	-100%
Jun	2	0	-2	-100%
Jul	1	1	0	0%
Aug	0	2	2	#DIV/0!
Sep	0	0	0	#DIV/0!
Oct	2	0	-2	-100%
Nov	0	2	2	#DIV/0!
Dec	1	0	-1	-100%
Total	11	16	5	45%



2022 Part 1 Crime Stats (Con't)

Total Larceny (Including Car Breaks)

	2021	2022	Diff	% Change
Jan	25	28	3	12%
Feb	49	35	-14	-29%
Mar	45	33	-12	-27%
Apr	33	47	14	42%
May	20	45	25	125%
Jun	27	39	12	44%
Jul	27	44	17	63%
Aug	29	56	27	93%
Sep	27	44	17	63%
Oct	29	38	9	31%
Nov	55	55	0	0%
Dec	52	0	-52	-100%
Total	418	464	46	11%

Car Breaks

	2021	2022	Diff	% Change
Jan	10	5	-5	-50%
Feb	21	6	-15	-71%
Mar	25	4	-21	-84%
Apr	9	3	-6	-67%
May	7	4	-3	-43%
Jun	3	9	6	200%
Jul	12	18	6	50%
Aug	8	3	-5	-63%
Sep	4	11	7	175%
Oct	6	7	1	17%
Nov	30	7	-23	-77%
Dec	9	0	-9	-100%
Total	144	77	-67	-47%

Motor Vehicle Theft

	2021	2022	Diff	% Change
Jan	1	0	-1	-100%
Feb	0	1	1	100%
Mar	4	0	-4	-100%
Apr	1	1	0	0%
May	0	2	2	200%
Jun	0	1	1	100%
Jul	1	2	1	100%
Aug	2	0	-2	-100%
Sep	2	4	2	100%
Oct	4	0	-4	-100%
Nov	3	0	-3	-100%
Dec	1	0	-1	-100%
Total	19	11	-8	-42%

Total Violent Crime

	2021	2022	Diff	% Change
Jan	4	5	1	25%
Feb	4	6	2	50%
Mar	5	3	-2	-40%
Apr	1	3	2	200%
May	4	3	-1	-25%
Jun	4	3	-1	-25%
Jul	5	9	4	80%
Aug	1	5	4	400%
Sep	5	5	0	0%
Oct	7	7	0	0%
Nov	4	7	3	75%
Dec	7	0	-7	-100%
Total	51	56	5	10%

Total Property Crime

	2021	2022	Diff	% Change
Jan	32	34	2	6%
Feb	53	39	-14	-26%
Mar	64	43	-21	-33%
Apr	44	52	8	18%
May	27	51	24	89%
Jun	36	43	7	19%
Jul	34	51	17	50%
Aug	33	60	27	82%
Sep	31	53	22	71%
Oct	35	43	8	23%
Nov	62	59	-3	-5%
Dec	58	0	-58	-100%
Total	509	528	19	4%

Total Part 1 Crime

	2021	2022	Diff	% Change
Jan	36	39	3	8%
Feb	57	45	-12	-21%
Mar	69	46	-23	-33%
Apr	45	55	10	22%
May	31	54	23	74%
Jun	40	46	6	15%
Jul	39	60	21	54%
Aug	34	65	31	91%
Sep	36	58	22	61%
Oct	42	50	8	19%
Nov	66	66	0	0%
Dec	65	0	-65	-100%
Total	560	584	24	4%



2022 Crash/Arrest/OUI/Domestics

Pedestrian Crashes

	2021	2022	Diff	% Change
Jan	1	2	1	100%
Feb	1	2	1	100%
Mar	2	2	0	0%
Apr	2	2	0	0%
May	5	0	-5	-100%
Jun	0	6	6	600%
Jul	1	3	2	200%
Aug	2	2	0	0%
Sep	5	0	-5	-100%
Oct	5	5	0	0%
Nov	4	5	1	25%
Dec	4	0	-4	-100%
Total	32	29	-3	-9%

Bicycle Crashes

	2021	2022	Diff	% Change
Jan	2	0	-2	200%
Feb	0	2	2	200%
Mar	1	0	-1	-100%
Apr	1	1	0	0%
May	6	2	-4	-67%
Jun	3	2	-1	-33%
Jul	2	2	0	0%
Aug	3	3	0	0%
Sep	2	5	3	150%
Oct	3	2	-1	-33%
Nov	2	7	5	250%
Dec	1	0	-1	-100%
Total	26	26	0	0%

Total Car Crashes

	2021	2022	Diff	% Change
Jan	71	84	13	18%
Feb	82	101	19	23%
Mar	68	72	4	6%
Apr	74	96	22	30%
May	92	112	20	22%
Jun	81	116	35	43%
Jul	92	93	1	1%
Aug	76	90	14	18%
Sep	123	106	-17	-14%
Oct	109	109	0	0%
Nov	116	119	3	3%
Dec	82	0	-82	-100%
Total	1066	1098	32	3%

Total Arrests

	2021	2022	Diff	% Change
Jan	11	17	6	55%
Feb	14	18	4	29%
Mar	10	9	-1	-10%
Apr	15	19	4	27%
May	21	16	-5	-24%
Jun	16	15	-1	-6%
Jul	28	19	-9	-32%
Aug	17	19	2	12%
Sep	24	28	4	17%
Oct	17	20	3	18%
Nov	13	17	4	31%
Dec	16	0	-16	-100%
Total	202	197	-5	-2%

OUI Incidents

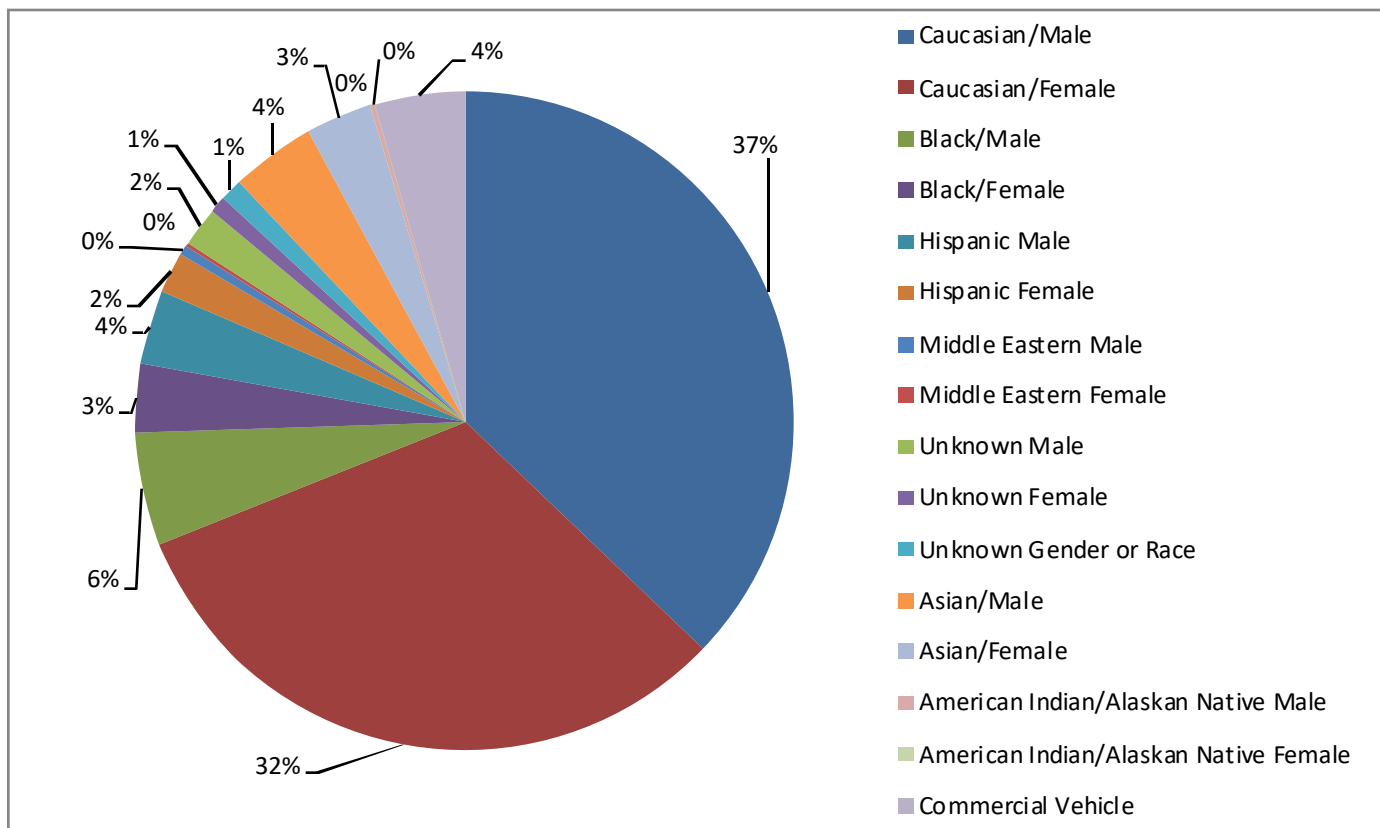
	2021	2022	Diff	% Change
Jan	1	2	1	100%
Feb	3	3	0	0%
Mar	0	4	4	400%
Apr	1	3	2	200%
May	4	3	-1	-25%
Jun	2	1	-1	-50%
Jul	4	2	-2	-50%
Aug	3	1	-2	-67%
Sep	2	1	-1	-50%
Oct	1	1	0	0%
Nov	2	1	-1	-50%
Dec	3	0	-3	-100%
Total	26	22	-4	-15%

Domestic Violence Incidents

	2021	2022	Diff	% Change
Jan	9	27	18	200%
Feb	18	21	3	17%
Mar	24	15	-9	-38%
Apr	14	14	0	0%
May	27	28	1	4%
Jun	26	22	-4	-15%
Jul	37	23	-14	-38%
Aug	19	19	0	0%
Sep	28	21	-7	-25%
Oct	29	12	-17	-59%
Nov	22	24	2	9%
Dec	26	0	-26	-100%
Total	279	226	-53	-19%

Newton Police Citations by Race

January 1, 2022 to November 30, 2022

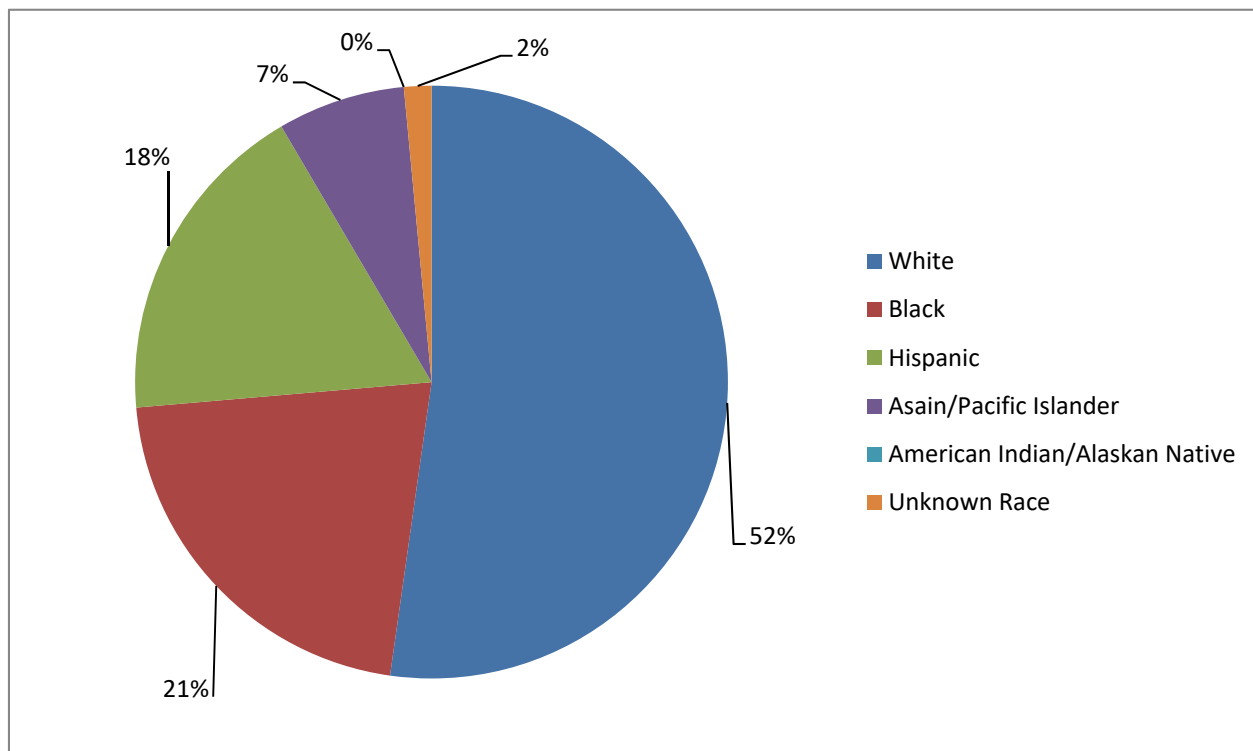


2022

Race/Sex	Warnings	Citations	Total
Caucasian/Male	783	105	888
Caucasian/Female	702	56	758
Black/Male	108	25	133
Black/Female	69	10	79
Hispanic Male	48	40	88
Hispanic Female	40	8	48
Middle Eastern Male	8	2	10
Middle Eastern Female	5	1	6
Unknown Male	40	5	45
Unknown Female	15	4	19
Unknown Gender or Race	7	19	26
Asian/Male	90	11	101
Asian/Female	71	4	75
American Indian/Alaskan Native Male	6	0	6
American Indian/Alaskan Native Female	1	0	1
Commercial Vehicle	59	47	106
Total	2052	337	2389

Newton Police Arrests by Race

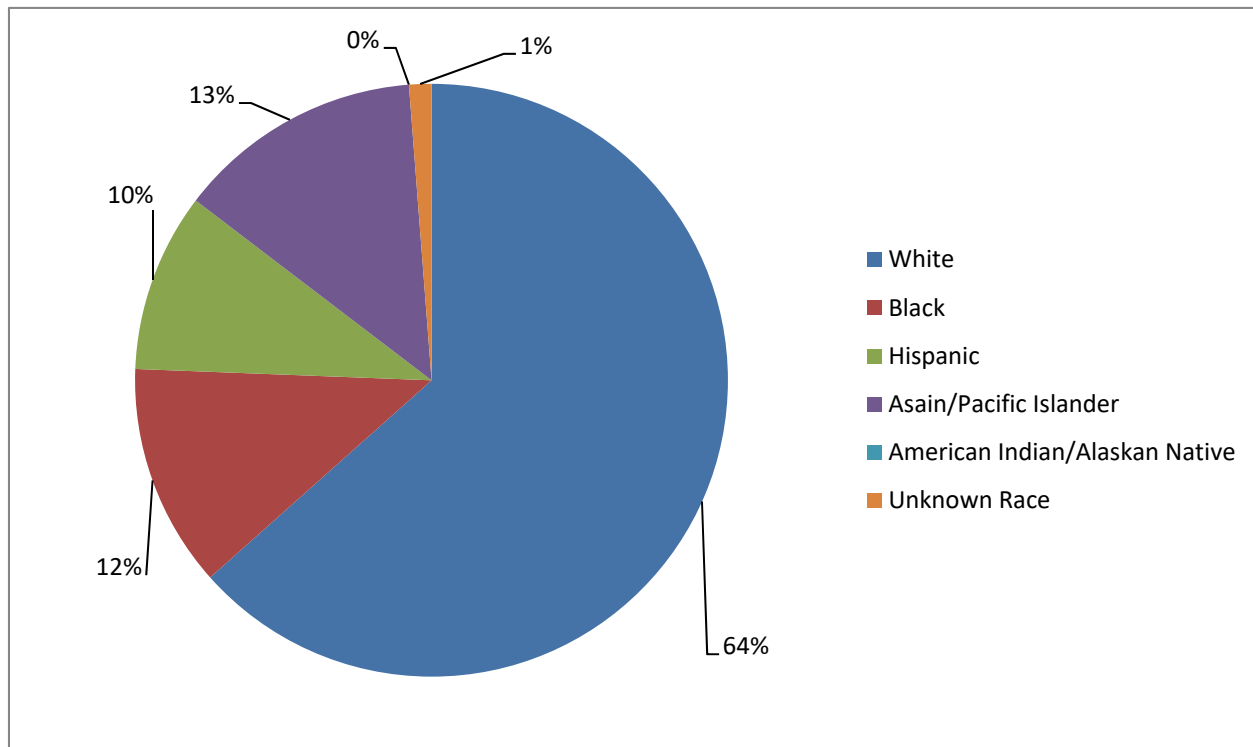
January 1, 2022 to November 30, 2022



2022	
White	105
Black	43
Hispanic	36
Asian/Pacific Islander	14
American Indian/Alaskan Native	0
Unknown Race	3
Total	201

Newton Police Arrests by Race

City of Newton Residents
January 1, 2022 to November 30, 2022



2022	
White	52
Black	10
Hispanic	8
Asian/Pacific Islander	11
American Indian/Alaskan Native	0
Unknown Race	1
Total	82



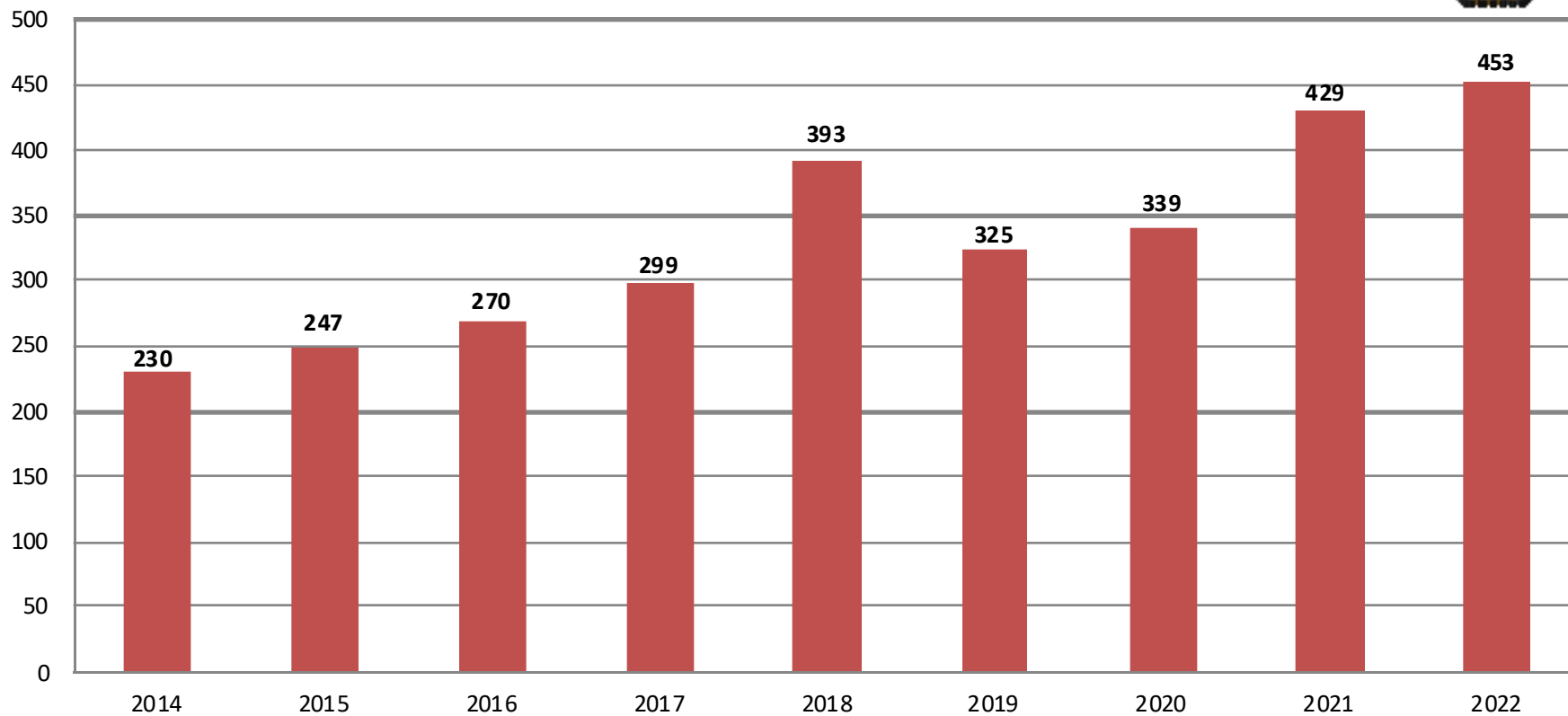
Newton Police Domestic Related Incidents

January 1, 2022 to November 30, 2022



By Type	
Aggravated Assault	22
Simple Assault	49
Family Dist/Verb	150
Threats	1
Intimidation	4
Totals	226
By Relationship	
Husband/Wife	39
Father/Son	22
Mother/Son	33
Father/Daughter	10
Mother/Daughter	26
Brother/Brother	3
Brother/Sister	9
Sister/Sister	1
Boyfriend/Girlfriend	52
Roommates	4
Boyfriend/Boyfriend	1
Girlfriend/Girlfriend	3
Ex-Husband/Ex-wife	4
Ex-Boyfriend/Ex-Girlfriend	15
Other	3
Husband/Husband	0
Wife/Wife	1
Total	226
Arrests	48
Summons	24
Warrant	2
No Arrest	152
Total	226

Newton Police Mental Health Related Calls



As of November 30, 2022