

CONSOLIDATED ANNUAL PERFORMANCE AND EVALUATION REPORT

FOR THE
CITY OF NEWTON
HOUSING AND COMMUNITY DEVELOPMENT PROGRAM
AND THE
WESTMETRO HOME CONSORTIUM

JULY 1, 2022 – JUNE 30, 2023

Posted August 31, 2023

Table of Contents

FY23 Consolidated Annual Evaluation and Performance Report

Executive Summary.....	1
CR-05 Goals and Outcomes	12
CR-10 Racial and Ethnic Composition of Families Assisted	19
CR-15 Resources and Investments.....	20
CR-20 Affordable Housing.....	26
CR-25 Homeless and Other Special Needs	33
CR-30 Public Housing	39
CR-35 Other Actions.....	45
CR-40 Monitoring.....	56
CR-45 CDBG.....	58
CR-50 HOME.....	59
CR-60 ESG Subrecipient Information	64
CR-70 ESG Assistance Provided and Outcomes.....	68

Appendix

FY23 Goals with Zero Completion.....	2
Newton and WestMetro HOME Consortium Monitoring Policies and Procedures	3
HOME Program Income Expenditures in IDIS in FY23	5
IDIS Report PR01 CDBG.....	6
IDIS Report PR01 CDBG-CV	30
IDIS Report PR01 HOME.....	31
IDIS Report PR03	47
IDIS Report PR26 CDBG.....	153
IDIS Report PR26 CDBC-CV.....	160
IDIS Report PR59	165
IDIS Report PR22	168
IDIS Report PR33	176
IDIS Report PR91 ESG.....	178
IDIS Report PR91 ESG-CV	193

Executive Summary

The FY23 (FFY22) Consolidated Annual Performance and Evaluation Report (CAPER) provides an analysis of the third year of the FY21-FY25 (FFY20-FFY24) Consolidated Plan—July 1, 2022 through June 30, 2023—for the City of Newton Community Development Block Grant program (CDBG), Emergency Solutions Grant (ESG) program, and the WestMetro HOME Consortium HOME Investment Partnerships program (HOME). These programs provided the City of Newton and 12 other communities in the WestMetro HOME Consortium with a total of **\$3,972,770.51 in FY23 (FFY22) resources** from The U.S. Department of Housing and Urban Development (HUD).

The CAPER is an assessment of how successful Newton and the Consortium communities were at meeting their goals as identified in the FY23 (FFY22) Annual Action Plan and the FY21-25 Consolidated Plan. In June of 2022 the City submitted the FY23 (FFY22) Annual Action Plan to HUD, which provided details to citizens, public and private agencies, and other interested parties on the program activities that were planned in response to the priority needs identified in the FY21-25 Consolidated Plan. The FY21-25 Consolidated Plan was developed to describe the use of CDBG, HOME, and ESG program funds for housing and community development activities in Newton and housing activities in the 12 other HOME Consortium communities (the towns of Bedford, Belmont, Brookline, Concord, Lexington, Natick, Needham, Sudbury, Watertown, Wayland, and the cities of Framingham and Waltham).

CDBG, ESG and HOME funds

The following table summarizes the amount of FY23 (FFY22) funds that were received, and the amount of funds expended in FY23, including funds from prior years:

Source of Funds	Funds Received	Funds Expended
CDBG	\$2,157,272.91*	\$1,866,096.83
HOME Consortium	\$1,650,438.60**	\$1,544,505.63
Emergency Solutions Grant	\$165,059.00	\$161,407.13
Total	\$3,972,770.51	\$3,572,009.59

*Includes \$286,877.91 in CDBG program income received during FY23 (FFY22)

**Includes \$32,100.60 in HOME program income received during FY23 (FFY22)

The following table is a snapshot of FY23 (FFY22) HOME funds received by Newton from the total WestMetro HOME Consortium funds listed above, and the amount of HOME funds the City expended in FY23, including funds from prior years:

Program	Funds Received	Funds Expended
Newton HOME Funds*	\$190,765.40	\$266,450.60

In FY23 (FFY22), the City of Newton received \$2,157,272.91 in CDBG funds and expended \$1,866,096.83 in FY23 (FFY22) and prior year funds. The WestMetro HOME Consortium, which includes 13 communities, received \$1,650,438.60 in HOME funds and expended \$1,544,505.63 in FY23 (FFY22) and prior year funds. From the WestMetro HOME Consortium funds, the City received \$190,765.40 in HOME funds and expended \$266,450.60 in FY23 (FFY22) and prior year funds. A total of \$165,059.00 in ESG funds was received by the City in FY23 and \$161,407.13 was expended in FY23 (FFY22) and prior year funds.

The Newton Housing and Community Development Division of the Planning Department (the Division) utilized these funds to meet the goals of the FY21-25 (FFY20-FFY24) Consolidated Plan and the FY23 (FFY22) Annual Action Plan. These goals include:

- Production of new affordable units
- Support of affordable homeownership
- Rehabilitation of existing units
- Preservation of affordable units
- Provision of supportive services to the homeless and at-risk of homeless
- Increase awareness of fair housing policies and practices
- Provision of human services
- Implementation of architectural accessibility improvements for persons with disabilities

Goal: Production of affordable housing and

Goal: Rehabilitation of housing

In FY23 (FFY22), CDBG and HOME funding allocated to the City of Newton continued to be used for a variety of programs and activities to preserve and expand affordable housing opportunities across the City. In alignment with the FY21-FY25 Consolidated Plan, the Division sought to fund affordable housing projects near amenities, village centers, and public transportation options to promote housing equality and economic and demographic diversity. The Division also looked to support projects that provide Newton seniors the opportunity to remain in the community as they age, as well as providing opportunities for affordable housing

for families. Additionally, the Division aimed to identify projects that would expand the stock of accessible and visitable housing.

There are currently two projects nearing construction completion that have received prior years' CDBG and HOME funds. The first is the Newton Housing Authority's (NHA) Haywood House project. This project, which was awarded FY20 and FY21 Newton CDBG funds, provides 55 new affordable rental units for seniors with incomes ranging from 30% AMI to 99% AMI. Three of the units are fully accessible and four units are designated for households that have been homeless or are at risk of homelessness. Haywood House also includes two elevators and community space for supportive services. Initial occupancy of the units occurred in May 2023 and full project completion is anticipated in the Fall of 2023.

The second project is the expansion of the Golda Meir House that is owned, developed, and managed by 2Life Communities. In FY21, the project was awarded FY18, FY20, and FY21 HOME funds to support the new construction of 57 one-bedroom apartments and 11 two-bedroom apartments. Of the 68 new units, 20 units are set aside for households earning 30% of the AMI and 25 units are set aside for households earning 50% of the AMI. All 45 of these units have project-based vouchers. The Section 8 vouchers associated with the 30% AMI units support nine non-age restricted chronically homeless individuals with disabilities. To successfully provide permanent supportive housing, 2Life Communities partnered with Hearth, Inc., a nonprofit organization dedicated to the elimination of homelessness among the elderly through prevention, placement, and housing programs. Initial occupancy of the units occurred in April of 2023 and project completion is expected in the Fall of 2023.

In FY23, Newton continued to push forward the redevelopment of the West Newton Armory site on Washington Street into 100% affordable housing. After the City took ownership of the Armory in the Fall of 2021, Metro West Collaborative Development/Civico Development was selected as a development partner. The Metro West/Civico proposal includes 43 units of intergenerational housing affordable to households earning 30 to 60 percent of the AMI. During FY23, the Planning and Development Board approved a pre-commitment of FY24 and FY25 CDBG funds (total of \$930,000) and FY24 HOME funds (\$132,023.50), alongside the City's Inclusionary Zoning and Community Preservation Act funds, to develop the Armory into affordable housing with supportive services. The Armory project received its Chapter 40B Comprehensive Permit from the Newton Zoning Board of Appeals and submitted a One Stop Application to the Massachusetts Executive Office of Housing and Livable Communities (EOHLC) for LIHTC financing in January 2023. In May of 2023, the West Newton Armory was one of 27

projects awarded state and federal tax credits, subsidy funds, and ARPA funds by the Healey-Driscoll Administration. The project is expected to be completed in FY26.

Lastly, Newton also maintains its existing affordable housing stock and increases the number of lead safe properties through the CDBG Housing Rehabilitation Program. The Program addresses code violations and eligible repairs. In FY23, the City made progress on commencing the rehabilitation of a portion of the former CAN-DO portfolio (16 rental units for low-income households across 7 properties). The rehabilitation work on five CAN-DO properties was completed in FY23. These properties include: 61 Pearl Street, 11-13 Cambria Road, 10-12 Cambria Road, 14 Nonantum Place, and 20-22 Falmouth Road. Also in FY23, the City began reviewing new applications for the NHA's Pelham Street property and two potential homeowner cases.

Goal: Preservation of Affordable Units

In FY23, the City continued to advance the CAN-DO Acquisition and Preservation project through the second phase: property rehabilitation. In FY20 (FFY19), the Newton Housing Authority received funding approval from the City's Planning & Development Board and Community Preservation Committee to acquire and preserve the CAN-DO affordable housing portfolio of 33 units across 12 scattered sites in Newton. The City awarded the Newton Housing Authority (NHA) a total of \$1,200,000 in combined FY19, FY20, and FY21 CDBG funds. The affordability of the housing was placed in jeopardy when CAN-DO disaffiliated from its management partner, Metro West Collaborative Development, in 2018. In FY21 (FFY20), the Newton Housing Authority officially closed on the acquisition of the portfolio. During the closing process, CAN-DO added an additional property (236 Auburn Street) to the sites to be acquired by the NHA. This increased the acquisition to 36 units across 13 scattered sites, 33 units of which were financed by \$648,648 of CDBG funds. Once the acquisition and debt reduction were complete in FY21, the City began working with the NHA to conduct lead testing and remediation where necessary, prepare project scopes of work, and begin the public procurement process to rehabilitate the properties, prioritizing the units with the greatest infrastructure and safety needs. As previously stated, rehabilitation on five of these former CAN-DO properties was completed in FY23.

In addition to the preservation of the CAN-DO portfolio, the City is actively preserving affordable senior housing at 2Life Communities' Coleman House with FY21 CDBG and FY22 HOME funds. These funds are being used to conduct a comprehensive rehabilitation of the building's mechanical systems and infrastructure, as well as accessibility design upgrades to each of the 146 units. The improvements will make the project more efficient and

environmentally sustainable for the next several decades, as well as improving the quality of life for senior residents. Construction began in the Summer of 2021 and was expected to be completed in September of 2023. Contractors ran into some unanticipated problems with the existing conditions, coupled with new fire and electric code requirements, that have pushed back the project timeline.

Finally, following a substantial amendment, the City approved and committed \$100,000 in FY22 CDBG funds for the rehabilitation of Cascap's Nonantum Village Place (NVP). NVP was built in 2003 with funding through HUD's 202 Supportive Housing for the Elderly program, the City of Newton, Newton Housing Authority, and additional state and private funds. NVP is an architecturally detailed wood-frame building with 34 one-bedroom units and an on-site resident manager unit. Some building amenities include seven fully accessible units, a twelve-car parking lot, a community kitchen, dining room, large sitting room, laundry room, and staff offices. All units were built with universal design features to allow for aging in place. NVP is home to older adult households earning less than 50% of the Area Median Income (AMI), with most residents earning less than 30% AMI. The scope of rehabilitation includes replacement of all three levels of roofing with additional siding and trim, new HVAC systems, as well as painting of the entire building. Project work began in FY22 and will be completed in FY24.

Goal: Support Affordable Homeownership

Newton's CDBG-funded Downpayment/Closing Cost Assistance program supports and expands sustainable homeownership among low- and moderate-income households in Newton. The program targets first-time homebuyers of new and existing deed restricted homeownership units. Two income-eligible homebuyers were assisted through the CDBG Downpayment/Closing Cost Assistance program in FY23.

Goal: Provision of supportive services to the homeless and at-risk of homeless

In FY23 (FFY22), five subrecipients were awarded Emergency Solutions Grant (ESG) funds to provide homelessness prevention, rapid rehousing, and shelter services to individuals and families that were experiencing homelessness or at-risk of homelessness. These subrecipients include The Second Step, Middlesex Human Service Agency, Inc., Brookline Community Mental Health Center, Community Day Center of Waltham, and REACH Beyond Domestic Violence. During the FY23 program year, these subrecipients collectively assisted approximately 338 individuals.

Goal: Increase awareness of fair housing policies and practices

Newton and the WestMetro HOME Consortium's most recent (FY21-FY25) iteration of the [Analysis of Impediments to Fair Housing Choice \(AI\)](#) was submitted to HUD in FY21. The AI is an assessment of state and local government's bylaws, ordinances, statutes, and administrative policies and local conditions that affect the location, availability, and accessibility of housing. In FY23, Newton continued to work with the Consortium to pursue the AI's recommendations and strategies to provide greater housing access to all constituencies.

In particular, the Consortium contracted with the Housing Discrimination Testing Program (HDTP) at Suffolk University Law School to conduct a two-year Fair Housing testing study throughout the 13 HOME communities. Approximately ten tests will be conducted in each of the communities over two years to assess the level of race (black) and voucher-based discrimination in the rental housing market. Currently eight of the roughly 130 tests have been completed and thus far the results indicate no discrimination. One test hinted at discrimination and further testing will be conducted before deciding if it is appropriate to send to an enforcing agency.

The parking cost associated with development was also identified as a potential barrier to affordable housing in the Consortium's AI report. To determine the existence of this barrier, the Consortium partnered with MAPC to complete a parking utilization study of over 40 large multi-family, mixed-income and affordable developments built since 2000. MAPC drew upon an analysis of property surveys and overnight parking counts to determine parking demand per unit. The WestMetro Parking Utilization Study Perfect Fit Parking Initiative Phase 4 memorandum, presented to the Consortium in July 2023, cited an oversupply of parking at the research sites. MAPC's policy recommendations include shifting parking minimums to maximums, reducing parking ratios, unbundling parking from housing costs, and exploring strategies for shared parking. These findings were discussed at the Fair Housing Committee meetings.

In January of 2023, the Newton Fair Housing Committee (FHC) also consulted with the Suffolk School of Law Housing Discrimination Testing Program to educate the public about fair housing through a presentation format training. The most recent training, "Fair Housing 101: Training for Real Estate Professionals," examined the history of the real estate industry, government's roles in racial discrimination, and best practices for real estate professionals. Real estate professionals were targeted for this training session, but the FHC also invited local committees and commissions.

Goal: Provision of human services and

Goal: Provision of human services specific to aging in place

In FY23, fourteen subrecipients were awarded Community Development Block Grant (CDBG) funds to support their human service projects. These projects were focused on supporting and enhancing the lives of vulnerable low- and moderate-income individuals across the lifespan. The FY23 Human Services program focused on three key priority areas: Enrichment and Care for Vulnerable Youth, aged 0-18 Years; Stability and Self-Sufficiency for Vulnerable Adults, aged 19-61 Years; and Promoting Economic Security and Vitality for Older Adults, Aged 62+. The FY23 human service projects served individuals and families, youth, elderly, persons with disabilities, and survivors of domestic violence. Services included financial assistance for summer camp, child-care, emergency payments for rent and utilities, residential services, mental health services, and wellness programming. The City's CDBG Human Services Program assisted a total of 1,224 individuals during the FY23 program year. Of the 1,224 individuals served, 37% were seniors aged 62 years and older who received assistance to age in place, 34% were adults aged 19 to 61 years old who received assistance regarding mental health, housing, emergency payments, and 28% were children aged 18 and under who received childcare assistance.

Goal: Implementation of architectural accessibility improvements for persons with disabilities

During FY23, the city completed Phase I of the Marty Sender Trail Installation, an accessible pathway located at the Auburndale Playground. Phase I of this project will close out in FY24. Additionally, the Department of Parks, Recreation, & Culture contracted with CDM Smith Inc. as the design architect for the construction of a fully accessible pathway around the perimeter of McGrath Park on Washington Street. Construction was recently completed on the installation of accessible crossings at Langley Road, Warren Street and Chase Street. This project will also close out in FY24.

WestMetro HOME Consortium Goals

In FY23 (FFY22), the WestMetro HOME Consortium received \$1,650,438.60 in HOME funds and expended \$1,544,505.63 in FY23 (FFY22) and prior year funds. Consortium communities shared three goals in FY23 (FFY22):

1. Tenant based rental assistance,
2. Rehabilitation of existing units, and
3. Production of affordable units

Tenant Based Rental Assistance programs are administered in five of the HOME Consortium communities. The programs in Bedford, Natick, Wayland and Waltham provide security deposit assistance and the first or last month's rent for income eligible households. Waltham and

Framingham also offer full Tenant Based Rental Assistance programs that provide subsidies as vouchers to landlords to supplement the affordable rent paid by income-eligible households. During this program year, 72 Tenant Based Rental Assistance cases were closed out. This total includes 47 families in Waltham and 25 families in Framingham.

Consortium member communities laid the groundwork and continued to make progress on many affordable housing projects that will yield HOME-assisted units in subsequent fiscal years. For example, Belmont, Brookline, Framingham, Waltham, and Watertown each advanced public housing rehabilitation activities during the program year.

CARES Act Funds and Programs

In FY20 (FFY19) the City of Newton received an allocation of funds through the Coronavirus Aid, Relief, and Economic Security Act (CARES Act) **to prevent, prepare for, and respond to COVID-19**. A total of \$1,743,641.00 in CDBG Program Supplemental (CDBG-CV) funds and \$1,483,400.00 in ESG Program Supplemental (ESG-CV) funds were received by the City. The following table details the City’s receipt and expenditure of CARES Act funds.

Program	Funds Received to Date	Funds Received in FY23	Funds Expended in FY23	Funds to Date
CDBG-CV	\$1,743,641.00	\$0	\$11,297.94	\$1,743,383.94
ESG-CV	\$1,483,400.00	\$0	\$140,764.34	\$1,483,400.00
TOTAL	\$3,227,041.00	\$0	\$152,177.08	\$3,226,783.94

Small Business Recovery Grant Program (SBR)

The Small Business Recovery Grant Program (SBR) was designed to support the stabilization of existing small brick and mortar businesses within the City that experienced significant business disruption due to COVID-19. The City launched two rounds of the program, both funded with \$300,000 in CDBG-CV. Round 1 launched in May 2020 and awards were announced in July 2020, while Round 2 was launched in January 2021 and awards were announced in March 2021. Both rounds of the program sought to assist small businesses in paying for commercial rent or mortgage, wages, loss of inventory, and other demonstrated costs. Grant awards in each round were divided into two groups: microbusiness grants of \$10,000 (businesses with 5 or fewer employees, including the business owner) or small business grants of \$15,000 (businesses with 5 - 20 employees). A total of 54 Newton businesses were supported by the SBR Program. In Round 1, 27 applicants were funded from the 107 applications submitted to the City. There

were 76 applicants in Round 2, from which 27 businesses received grant awards. The final SBR grant activity was closed out at the beginning of FY23.

Additional Newton CDBG-CV programs include the Emergency Housing Relief Program and the Human Service Program. These programs were completed and closed out in FY22.

ESG-CV programs

As authorized by the Coronavirus Aid, Relief, and Economic Security Act (CARES Act), the City received two rounds of Emergency Solutions Grant Program Supplemental (ESG-CV) funds from HUD. In total, \$1,458,150 of ESG-CV funds was made available. Two separate RFPs were issued in April 2020 and August 2020. Priority was given to proposals that addressed the community’s most urgent needs given the impact of COVID-19. Eligible program components included: Emergency Shelter (essential services, shelter operations, renovation), Homelessness Prevention (rental assistance and housing relocation and stabilization services), and Rapid Rehousing (rental assistance and housing relocation and stabilization services). The following table summarizes the five subrecipients that were selected across both rounds of ESG-CV funding. At the end of FY22, five of the eight total ESG-CV projects were completed. The Community Day Center’s Shelter Rehabilitation as well as the Brookline Community Mental Health Center’s Homelessness Prevention and Rapid Rehousing projects are expected to close out by September 2023.

ESG-CV Subrecipients

Subrecipient and Program	Funding
Middlesex Human Service Agency for their Waltham Shelter programs affected by the COVID-19 Pandemic project and the City of Waltham’s Temporary COVID-19 Emergency Tent Shelter project.	\$278,755
Community Day Center of Waltham’s Post- Pandemic Re-Structuring Project and the Winter Night Program and Rehabilitation project.	\$481,155
REACH Beyond Domestic Violence’s Safe Housing for Emergency Shelter Guests during the COVID-19 Pandemic project.	\$356,520
Brookline Community Mental Health Center’s Homelessness Prevention COVID-19 Response and Rapid Rehousing COVID-19 Response Programs.	\$284,720
The Second Step’s Homelessness Prevention for Survivors Impacted by COVID-19 project.	\$60,000

HOME-ARP

In September of 2021, the WestMetro HOME Consortium was awarded \$5,406,962 through the American Rescue Plan (ARP) Act of 2021. HOME-ARP funds provide individuals or households who are homeless or at risk of homelessness with housing, rental assistance, supportive services, and non-congregate shelter to reduce homelessness and increase housing stability.

The Barrett Planning Group, on behalf of the WestMetro HOME Consortium, prepared the required [HOME-ARP Allocation Plan](#), which outlines the strategy and planned expenditures of federal HOME-ARP funds from the U.S. Department of Housing and Urban Development (HUD). To ensure that the Plan accounted for the most pressing homelessness and housing instability needs, the Consortium conducted broad community outreach to engage stakeholders, advocates, and housing and homelessness service organizations. The Barrett Planning Group held virtual consultations with homelessness providers, housing authorities, fair housing organizations, disability organizations, housing developers, and many more providers and organizations across the Consortium. These consultations were conducted from October through December 2022 to gather data and input on the needs of households experiencing homelessness, at-risk of homelessness, and other vulnerable populations. Additionally, three virtual community meetings were held in December 2022 and a public survey was conducted to garner input from community members who could not attend the virtual meetings. Lastly, the Barrett Planning Group conducted an in-person consultation with the Community Day Center of Waltham to speak to their clients, most of whom are chronically homeless. The resulting analysis was included in the HOME-ARP Allocation Plan and submitted to HUD in March 2023.

As explained in the HOME-ARP Allocation Plan, the Consortium will allocate HOME-ARP funds through the issuance of a Requests for Proposals which is expected to take place in FY24. Eligible HOME-ARP activities include preservation and production of affordable rental housing, Tenant Based Rental Assistance, housing-related supportive services, acquisition and development of non-congregate shelters, non-profit operating assisting or capacity building, and administration and planning. To be eligible, these activities must also benefit populations experiencing homelessness, at-risk of homelessness, fleeing domestic violence, or at high risk of housing instability. The recommended use of HOME-ARP funds was voted on by the Consortium and is described in the table below. HOME-ARP funds must be expended by September 30, 2030.

Use of HOME-ARP Funding

	Funding Amount	Percent of Grant
Supportive Services	\$750,000	14%
Acquisition and Development of Non-Congregate Shelters	\$1,000,000	18%
Tenant Based Rental Assistance (TBRA)	\$300,000	6%
Development of Affordable Rental Housing	\$2,545,918	47%
Administration of Planning	\$811,044	15%
TOTAL HOME ARP Allocation	\$5,406,962	100%

CR-05 - Goals and Outcomes

Progress the jurisdiction has made in carrying out its strategic plan and its action plan. 91.520(a)

The City of Newton receives Community Development Block Grant (CDBG), HOME Investment Partnership (HOME) and Emergency Solutions Grant (ESG) funds from the U.S. Department of Housing and Urban Development (HUD). These funds are utilized to address housing and community development needs in the City of Newton and housing needs in the WestMetro HOME Consortium communities. The FY23 (FFY22) Annual Action Plan identified nine goals for the City of Newton. These goals include administration, production of new affordable units, preservation of affordable units, support of affordable homeownership, rehabilitation of affordable housing, provision of supportive services to the homeless and at-risk of homeless, increase awareness of fair housing policies and practices, provision of human services, and implementation of architectural accessibility improvements for persons with disabilities.

The City of Newton also received a supplemental allocation of funds in FY20 (FFY19) and FY21 (FFY20) that was authorized by the Coronavirus Aid, Relief, and Economic Security Act (CARES Act) to prevent, prepare for, and respond to COVID-19. These funds are tied to the FY20 (FFY19) Annual Action Plan and FY16-20 Consolidated Plan through a substantial amendment, but the progress made on CARES Act projects is reported in the narrative of subsequent CAPERs.

The HOME Consortium communities share six goals: administration, tenant based rental assistance, rehabilitation of existing units, production of affordable units, CHDO-set aside, and CHDO operations. The progress that the City and the HOME Consortium has made in advancing these goals is addressed in Table 1- Accomplishments – Program Year and Strategic Plan to Date, and the accompanying narrative.

Comparison of the proposed versus actual outcomes for each outcome measure submitted with the consolidated plan and explain, if applicable, why progress was not made toward meeting goals and objectives. 91.520(g)

Please see data and assessment below.

CR-05: Goals and Outcomes for City of Newton & WestMetro HOME Consortium for FY23

Name of Goal	Category of Goal	Funds Expended in FY22	Start Fiscal Year	End Fiscal Year	Goal Outcome Indicator (GOI)	GOI Unit of Measure	Outcome Expected FY23	Actual Outcome FY23	Percent Complete	Expected Outcome FY21-25	Actual Outcome FY21-25	Percent Complete
NEWTON												
Administration	Affordable housing; Non-homeless special needs; Non-housing community development	CDBG: \$430,815.78 HOME: \$67,199.60	2021	2025	23- Other (Organization)	23- Other (Organization)	1	1	100%	1	1	100%
Production of New Affordable Units	Affordable housing	CDBG: \$11,538.12 HOME: \$100,000.00	2021	2025	7-Rental units constructed	7-Household housing unit	55	0	0%	20	8	40%
					9-Homeowner housing added	9-Household housing unit	0	0	0%	1	0	0%
Support Affordable Homeownership	Affordable housing	CDBG: \$20,000	2021	2025	11-Direct financial assistance to homebuyers	11-Households assisted	3	2	33.33%	8	12	150.00%
Rehabilitation of Existing Units	Affordable housing	CDBG: \$31,283.76	2021	2025	8-Rental units rehabilitated	8-Household housing unit	12	0	0%	29	0	0%
					10-Homeowner housing rehabilitated	10-Household housing unit	3	0	0%	12	5	42%
Preservation of Affordable Units	Affordable housing	CDBG: \$942,342.36 HOME: \$32,085	2021	2025	23-Other - please specify	23-Other - please specify	33	5	15.15%	33	5	15.15%
Fair Housing	Affordable housing	\$0	2021	2025	23-Other - please specify	23-Other - please specify	1	1	100%	4	3	75%
Supportive Services for Homeless and At-Risk of Homelessness	Homeless	ESG: \$161,407.13	2021	2025	23-Other - please specify	23-Other - please specify	390	338	86.67%	560	1,060	189%
Human Services	Non-homeless special needs	CDBG: \$350,063.00	2021	2025	3-Public service activities other	3-Persons assisted	2,247	1,224	54.47%	2,500	6,407	256%
Architectural Access	Non-housing community development	CDBG: \$52,000	2021	2025	1-Public Facility or Infrastructure Activities other than Low/Moderate Income Housing Benefit	1-Persons Assisted	1,385	0	0%	15,000	2,659	18%

Name of Goal	Category of Goal	Funds Expended in FY22	Start Fiscal Year	End Fiscal Year	Goal Outcome Indicator (GOI)	GOI Unit of Measure	Outcome Expected FY23	Actual Outcome FY23	Percent Complete	Expected Outcome FY21-25	Actual Outcome FY21-25	Percent Complete
HOME CONSORTIUM												
Administration	Affordable housing	HOME: \$139,359.80	2021	2025	23- Other (Organization)	23-Other (Organizations)	9	9	100%	9	9	100%
Tenant Based Assistance for Rental Housing	Affordable housing	HOME: \$460,589.23	2021	2025	12-Tenant-based rental assistance / rapid rehousing	12-Households Assisted	49	72	27%	150	144	96.00%
Rehabilitation of Existing Units	Affordable housing	HOME: \$799,669.60	2021	2025	8-Rental units rehabilitated	8-Household housing unit	0	0	233%	83	10	12%
					10-Homeowner housing rehabilitated	8-Household housing unit	0	0	0%	3	0	0%
Production of Affordable Units	Affordable housing	HOME: \$100,000.00	2021	2025	7-Rental units constructed	12-Households Assisted	12	0	0%	86	13	15%
			2021	2025	9-Homeowner housing added	12-Households Assisted	0	0	0%	0	0	0%
CHDO-Set Aside	Affordable housing	\$50,000.00	2021	2025	8-Rental units rehabilitated	8-Household housing unit	0	0	0%	3	0	0%
			2021	2025	7-Rental units constructed	8-Household housing unit	0	0	0%	7	0	0%
CHDO Operations	Affordable housing	\$0	2021	2025	23 - Other (Organization)	23 - Other (Organization)	1	1	100%	1	1	100%

Table 1 - Accomplishments – Program Year & Strategic Plan to Date

Assess how the jurisdiction's use of funds, particularly CDBG, addresses the priorities and specific objectives identified in the plan, giving special attention to the highest priority activities identified.

In FY23 (FFY22), Newton and the HOME Consortium utilized CDBG, HOME and ESG funds to address the priorities identified in the FY21-FY25 Consolidated Plan and FY22 Annual Action Plan.

Relative to the production of new affordable housing, there are two projects nearing construction completion that receiving prior years CDBG and HOME funds from the City. The first is the Newton Housing Authority's (NHA) Haywood House project, which provides 55 new affordable units for seniors. Initial occupancy of Haywood House took place in May 2023, and project completion is expected in early FY24. The second project is the expansion of the Golda Meir House that is owned, developed, and managed by 2Life Communities. In FY21, the project was awarded FY18, FY20, and FY21 HOME funds to support the new construction of 57 one-bedroom apartments and 11 two-bedroom apartments. Of the 68 new units, 20 units are set aside for households earning 30% of the AMI and 25 units are set aside for households earning 50% of the AMI. All 45 of these units will have project-based vouchers. The Section 8 vouchers associated with the 30% AMI units support nine non-age restricted units for chronically homeless individuals with disabilities. Initial occupancy of the units occurred in April 2023 and full project completion is anticipated in the Fall of 2023.

A third housing production project, West Newton Armory, was allocated CDBG and HOME funds during FY23. A pre-commitment of FY24 and FY25 CDBG funds (total of \$930,000) and FY24 HOME funds (\$132,023.50), alongside the City's Inclusionary Zoning funds, will be used to develop the Armory into affordable housing with supportive services. The project is expected to be completed in FY26.

Newton's First Time Homebuyer Assistance Program served two households in FY23.

In FY23, the City continued to advance the CAN-DO Acquisition and Preservation project through the second phase: property rehabilitation. In FY20 (FFY19), the Newton Housing Authority received funding approval from the City's Planning & Development Board and Community Preservation Committee to acquire and preserve the CAN-DO affordable housing portfolio of 36 units across 13 scattered sites in Newton. Once the acquisition and debt reduction was complete in FY21, the City began working with the NHA to conduct lead testing and remediation where necessary, prepare project scopes of work, and begin the public procurement process to rehabilitate the properties, prioritizing the units with the greatest

infrastructure and safety needs. Rehabilitation on five of these CAN-DO units was completed in FY23 and work on the remaining 11 units will continue in the coming fiscal years.

In addition to the preservation of the CAN-DO portfolio, the City is actively preserving affordable senior housing at 2Life Communities' Coleman House with FY21 CDBG and FY22 HOME funds. These funds are being used to conduct a comprehensive rehabilitation of the building's mechanical systems and infrastructure, as well as accessibility design upgrades to each of the 146 units. The improvements will make the project more efficient and environmentally sustainable for the next several decades and will improve the quality of life for senior residents. Construction began in the Summer of 2021 and is expected to be completed in September of 2023.

Finally, following a substantial amendment, the City approved and committed \$100,000 in FY22 CDBG funds to the rehabilitation of Cascap's Nonantum Village Place (NVP). The scope of rehabilitation includes replacement of all three levels of roofing; installation of new insulation, siding, and trim; upgraded air conditioning systems; as well as painting of the entire building. Project work began in FY22 and will be completed in FY24.

Homeless prevention, rapid re-housing, street outreach, and shelter services were provided to 338 persons that were currently homeless or at-risk of homelessness through the ESG program.

Newton also maintains its existing affordable housing stock and increases the number of lead safe properties through the CDBG Housing Rehabilitation Program. The Program addresses code violations and eligible repairs. As previously mentioned, the City made progress on commencing the rehabilitation of the former CAN-DO portfolio (16 rental units for low-income households across 7 properties). The rehabilitation work on five CAN-DO properties was completed in FY23. These include: 61 Pear Street, 11-13 Cambria Road, 10-12 Cambria Road, 14 Nonantum Place, and 20-22 Falmouth Road. Also, in FY23, the City began reviewing new applications for the NHA's Pelham Street property and two homeowner projects.

In FY23, Newton continued to work with the Consortium to pursue the Analysis of Impediments to Fair Housing Choice (AI) recommendations and strategies to provide greater housing access to all constituencies. In particular, the Consortium contracted with the Housing Discrimination Testing Program (HDTP) at Suffolk University Law School to conduct a two-year Fair Housing testing study throughout the 13 HOME communities. Approximately ten tests will be conducted in each of the communities over two years to assess the level of race (black) and voucher-based discrimination in the rental housing market. Currently eight of the roughly 130 tests have been completed and thus far the results indicate no discrimination.

The parking cost associated with development was also identified as a potential barrier to affordable housing in the Consortium's AI report. To determine the existence of this barrier, the Consortium partnered with MAPC to complete a parking utilization study of over 40 large multi-family, mixed-income and affordable developments built since 2000. The WestMetro Parking Utilization Study Perfect Fit Parking Initiative Phase 4 memorandum, presented to the Consortium in July 2023, cited an oversupply of parking at the research sites. MAPC's policy recommendations include shifting parking minimums to maximums, reducing parking ratios, unbundling parking from housing costs, and exploring strategies for shared parking. These findings were discussed at the Fair Housing Committee meetings.

In January of 2023, the Newton Fair Housing Committee also consulted with the Suffolk School of Law Housing Discrimination Testing Program to educate the public about fair housing through presentation format training. The most recent training, "Fair Housing 101: Training for Real Estate Professionals," examined the history of the real estate industry, government's roles in racial discrimination, and best practices for real estate professionals. Real estate professionals were targeted for this training session, but the FHC also invited local committees and commissions.

Human service projects assisted 1,224 people in FY23. These projects provided support to families, children, youth, elderly individuals, and persons with disabilities.

During FY23, the city completed Phase I of the Marty Sender Trail Installation, an accessible pathway located at the Auburndale Playground. This project will close out in FY24. Additionally, the Department of Parks, Recreation, & Culture contracted with CDM Smith Inc. as the design architect for the construction of a fully accessible pathway around the perimeter of McGrath Park on Washington Street. Construction was recently completed on the installation of accessible crossings at Langley Road and Warren Street. This project will also close out in FY24.

The final grant funded by the CDBG-CV Small Business Recovery program was closed out by the city in FY23. Of the five subrecipients that received ESG-CV funding, three closed out in FY22. The Community Day Center's Shelter Rehabilitation as well as the Brookline Community Mental Health Center's Homelessness Prevention and Rapid Rehousing projects are expected to close out by September 2023.

WestMetro HOME Consortium Goals

In FY23 (FFY22), the WestMetro HOME Consortium received \$1,650,438.60 in HOME funds and expended \$1,544,505.63 in FY23 (FFY22) and prior year funds. Consortium communities shared three goals in FY23 (FFY22):

1. Tenant based rental assistance,
2. Rehabilitation of existing units, and
3. Production of affordable units

Tenant Based Rental Assistance programs are administered in five of the HOME Consortium communities. The programs in Bedford, Natick, Wayland and Waltham provide security deposit assistance and the first or last month's rent for income eligible households. Waltham and Framingham also offer full Tenant Based Rental Assistance programs that provide subsidies as vouchers to landlords to supplement the affordable rent paid by income-eligible households. During this program year, 72 Tenant Based Rental Assistance cases were closed out. This total includes 47 families in Waltham and 25 families in Framingham.

Consortium member communities laid the groundwork and continued to make progress on many affordable housing projects that will yield HOME-assisted units in subsequent fiscal years. For example, Belmont, Brookline, Framingham, Waltham, and Watertown each advanced public housing rehabilitation activities during the program year.

CR-10 - Racial and Ethnic composition of families assisted

Describe the families assisted (including the racial and ethnic status of families assisted).

91.520(a)

	CDBG	HOME	ESG
White	784	50	213
Black or African American	220	8	90
Asian	129	0	18
American Indian or American Native	6	0	1
Native Hawaiian or Other Pacific Islander	0	0	0
Total	1,142	58	322
Other	94	14	16
Hispanic	157	27	53
Not Hispanic	1,079	45	285

Table 2- Table of assistance to racial and ethnic population by source of funds

Narrative

In FY23, The City's CDBG program assisted a total of 1,236 persons through the provision of public services, housing rehabilitation projects and down payment assistance cases. The human service program served 1,124 persons; of these persons, 779 identified themselves as White, 218 identified themselves as Black or African American, 127 identified as Asian, six identified themselves as American Indian or American Native, and 94 persons identified themselves as multi-racial. A total of 156 of these persons were identified as Hispanic and 1,068 persons identified themselves as Non-Hispanic. Ten households were assisted through the rehabilitation of the five former CAN-DO housing projects. Seven of these households identified as White, two identified as Black and one as Asian. One household identified themselves as Hispanic and the remaining five households identified as Non-Hispanic Two homebuyers were served through the city's Downpayment Assistance program. One household identified as Asian, Non-Hispanic and the other household as White, Non-Hispanic.

The HOME program assisted 72 households in FY23. Tenant Based Rental Assistance programs across the Consortium served 30 extremely low, 23 low-income, and 19 moderate-income renter households. Fifty of these households identified themselves as White, eight identified as Black, and one as multi-racial. A total of 27 of the households identified themselves as Hispanic and 45 households identified as Non-Hispanic.

The ESG program assisted 338 persons. A total of 213 of these individuals identified as White, 90 individuals identified themselves as Black or African American, 18 identified themselves as Asian, one identified as American Indian or American Native, and 16 identified themselves as multi-racial. A total of 53 individuals identified themselves as Hispanic and 285 individuals identified themselves as Non-Hispanic.

CR-15 - Resources and Investments 91.520(a)

Identify the resources made available

Source of Funds	Source	Resources Made Available	Amount Expended During Program Year
CDBG	Public - federal	\$2,157,272.91	\$1,866,096.83
CDBG-CV	Public - federal	\$0	\$11,412.74
HOME	Public - federal	\$1,650,438.60	\$1,544,505.63
ESG	Public - federal	\$165,059.00	\$161,407.13
ESG-CV	Public - federal	\$0	\$140,764.34

Table 2 - Resources Made Available

Narrative

The resources made available for CDBG, HOME and ESG include the FY23 (FFY22) annual allocation, program income, and prior year resources. Adjustments were made in IDIS to the Resources Made Available Table to reflect the receipt of CDBG and HOME program income, the accurate amount of ESG prior year resources, as well as the correct expenditure of CDBG, HOME and ESG funds in FY23 (FFY22). The supplemental funds the City received through the Coronavirus Aid, Relief, and Economic Security Act (CARES Act) were also added to this table.

Identify the geographic distribution and location of investments

Target Area	Planned Percentage of Allocation	Actual Percentage of Allocation	Narrative Description
N/A	0.00%	0.00%	See below

Table 3 – Identify the geographic distribution and location of investments

Narrative

As the Community Development Block Grant (CDBG) is intended to predominantly serve low- to moderate-income residents, CDBG funding is allocated to projects that have a city-wide scope or directly impact low-to-moderate income beneficiaries.

Leveraging

Explain how federal funds leveraged additional resources (private, state and local funds), including a description of how matching requirements were satisfied, as well as how any publicly owned land or property located within the jurisdiction that were used to address the needs identified in the plan.

The City uses CDBG, ESG, and HOME funds to leverage additional resources to expand the impact and increase the number of beneficiaries for each program.

In FY23, the public service (human service) projects leveraged approximately \$4,050,332 from private foundations and entities, organizational fundraising, state agencies, the City, and program fees. Private foundations and entities included: Perpetual Benevolent Fund, The Foundation for Racial, Ethnic and Religious Harmony, The Family Foundation, Rebecca Pomroy Foundation, Lawrence J. and Anne Rubenstein Charitable Foundation, Rotary Club of Newton, Eastern Bank, and United Way. The Massachusetts Department of Children and Families, Department of Developmental Services, Department of Early Education and Care, Department of Public Health/Office of Victim Assistance, and Department of Justice/Office on Violence Against Women also contributed leveraged funds to several public service projects.

During FY23 program year, the ESG program leveraged \$815,032.63. Most of the leveraged funds came from the state government while others came from organizations' own private funds and other resources.

There was no match requirement for the HOME program in FY23. However, the HOME Communities provided a match contribution in the form of cash, foregone taxes, fees or charges. The Consortium's FY23 total match amount is \$281,103.67. This amount will be carried over to FY23. Additional details on the matching funds for the HOME program can be found in Table 4 and Table 5.

In terms of publicly owned land, the City of Newton continues to work on the creation of nine units of permanent supportive housing for chronically homeless adults with disabilities. 2Life Communities, formerly Jewish Community Housing for the Elderly (JCHE) and owner of the Golda Meir House at 160 Stanton Avenue, was selected as the developer of the site and entered a Ground Lease with the City for the property. This new community will create 68 new units for low-income seniors through the construction of two additions to the existing Golda Meir House (which currently includes 197 units of affordable senior housing). The Golda Meir House Expansion Project will include 57 one-bedroom apartments and 11 two-bedroom apartments. Of the 68 new units, 20 will be set at 30% AMI and 25 will be set at 50% AMI. All 45 of these units will have project-based vouchers, which will allow 2Life to dedicate these units to extremely low and very low-income seniors. The Section 8 vouchers associated with the 30% AMI units will serve nine non-age restricted, one-bedroom units for chronically homeless individuals with disabilities.

The provision of special, supportive services for these nine individuals will be offered in partnership with HEARTH, Inc., a nonprofit organization dedicated to the elimination of homelessness among the elderly. Initial occupancy of the project occurred in April 2023 and full completion is anticipated in the Fall of 2023.

The city is also in the process of executing a land lease with Metro West Collaborative Development/Civico Development, to develop the West Newton Armory. In FY20, the Massachusetts Division of Capital Asset Management and Maintenance (DCAMM) offered ownership of the Armory to the Newton for \$1 if the city agreed to use the Armory for 100% affordable housing. Following a feasibility review by a citizen committee and housing consultant, the city agreed to DCAMM's terms and assumed ownership of the site. Metro West Collaborative Development/Civico Development proposes to construct 43 units of intergenerational housing affordable to households earning 30 to 60 percent of the AMI. The project is expected to be completed in FY26.

DRAFT

Fiscal Year Summary – HOME Match	
1. Excess match from prior Federal fiscal year	\$194,483.49
2. Match contributed during current Federal fiscal year	\$281,103.67
3. Total match available for current Federal fiscal year (Line 1 plus Line 2)	\$475,587.15
4. Match liability for current Federal fiscal year	\$0
5. Excess match carried over to next Federal fiscal year (Line 3 minus Line 4)	\$475,587.15

Match Contribution for the Federal Fiscal Year								
Project No. or Other ID	Date of Contribution	Cash (non-Federal sources)	Foregone Taxes, Fees, Charges	Appraised Land/Real Property	Require d Infrastr ucture	Site Preparation, Construction Materials, Donated labor	Bond Financing	Total Match
Waltham TBRA (Various project numbers)	07/01/2022- 06/30/2023	\$238,901						\$238,901.00
(3845) Carlson Crossing	9/2/2021	\$42,202.67						\$42,202.67
	TOTAL	\$281,103.67						\$281,103.67

HOME Program Income Report

Program Income – Enter the program amounts for the reporting period				
Balance on hand at beginning of reporting period \$	Amount received during reporting period \$	Total amount expended during reporting period \$	Amount expended for TBRA \$	Balance on hand at end of reporting period \$
\$223,371.79	\$31,600.60	\$208,497.29	\$454,300.87	\$49,644.46

Table 4 – Program Income

HOME MBE/WBE report

Minority Business Enterprises and Women Business Enterprises – Indicate the number and dollar value of contracts for HOME projects completed during the reporting period						
	Total	Minority Business Enterprises				White Non-Hispanic
		Alaskan Native or American Indian	Asian or Pacific Islander	Black Non-Hispanic	Hispanic	
Contracts						
Dollar Amount	\$0	0	0	0	\$0	\$0
Number	0	0	0	0	0	0
Sub-Contracts						
Number	0	0	0	0	0	0
Dollar Amount	\$0	\$0	\$0	\$0	\$0	\$0
	Total	Women Business Enterprises		Male		
Contracts						
Dollar Amount	\$0	\$0		\$0		
Number	0	0		0		
Sub-Contracts						
Number	0	0		0		
Dollar Amount	\$0	\$0		\$0		

Table 5 – Minority Business and Women Business Enterprises

Minority Owners of Rental Property – Indicate the number of HOME assisted rental property owners and the total amount of HOME funds in these rental properties assisted						
	Total	Minority Property Owners				White Non-Hispanic
		Alaskan Native or American Indian	Asian or Pacific Islander	Black Non-Hispanic	Hispanic	
Number	0	0	0	0	0	0
Dollar Amount	\$0	\$0	\$0	\$0	\$0	\$0

Table 6 – Minority Owners of Rental Property

Relocation and Real Property Acquisition – Indicate the number of persons displaced, the cost of relocation payments, the number of parcels acquired, and the cost of acquisition						
Parcels Acquired		0		\$0		
Businesses Displaced		0		\$0		
Nonprofit Organizations Displaced		0		\$0		
Households Temporarily Relocated, not Displaced		12		\$100,577.34		
Households Displaced	Total	Minority Property Enterprises				White Non-Hispanic
		Alaskan Native or American Indian	Asian or Pacific Islander	Black Non-Hispanic	Hispanic	
Number	74	0	3	17	0	54
Cost	\$300,952.98	0	0	0	0	0

Table 7 – Relocation and Real Property Acquisition

DRAFT

CR-20 - Affordable Housing 91.520(b)

Evaluation of the jurisdiction's progress in providing affordable housing, including the number and types of families served, the number of extremely low-income, low-income, moderate-income, and middle-income persons served.

	One-Year Goal	Actual
Number of Homeless households to be provided affordable housing units	5	0
Number of Non-Homeless households to be provided affordable housing units	76	79
Number of Special-Needs households to be provided affordable housing units	51	0
Total	132	79

Table 8 – Number of Households

	One-Year Goal	Actual
Number of households supported through Rental Assistance	22	72
Number of households supported through The Production of New Units	55	0
Number of households supported through Rehab of Existing Units	19	5
Number of households supported through Acquisition of Existing Units	36	2
Total	132	79

Table 9 – Number of Households Supported

Discuss the difference between goals and outcomes and problems encountered in meeting these goals.

Although the City anticipated closing out at least one project, Nonantum Village Place, in FY23; construction was delayed due to the addition of solar panels to the roof. Nonantum Village Place, as well as the Golda Meir House Expansion, Coleman House Renovation, and Haywood House are expected to be closed out in FY24. Rehabilitation work on the former CAN-DO portfolio began in FY23 and five units were completed. Three additional units are expected to be completed in FY24. The complexity of scoping and prioritizing the layers of work, as well as collecting necessary legal documents from other funders, pushed the project timeline back. The City was also able to assist two income-eligible homebuyers during FY23 and anticipates being able to assist another three during FY24.

Belmont Housing Authority and Belmont Housing Trust continue discussions on opportunities to redevelop the Housing Authority's properties to increase the number of dwelling units and to target a broader range of household incomes. The program is more complicated than initially contemplated. The Housing Trust completed the Housing Production Plan and began working on the goals included in the Plan. The Belmont Housing Authority is planning to redevelop Sherman Gardens, a public housing complex for seniors and people with disabilities located in Belmont's Waverley Square neighborhood. The Housing Authority plans to begin rebuilding Sherman Gardens as a 135-unit affordable housing complex in September of 2025.

The communities of Bedford, Framingham, Natick and Waltham utilize HOME funds to run a Tenant Based Rental Assistance (TBRA) program providing households with security deposit assistance. The programs have proven successful in assisting low and moderate-income households in securing stable housing. To date, the Bedford and the Wayland TBRA Security Deposit Assistance program assisted nine and four households, respectively. An additional three households in Bedford and four households in Wayland were assisted as part of these programs in FY23, and these activities will close out in early FY24. Both municipal Security Deposit Assistance programs will continue in FY24. A total of 47 cases were completed in Waltham and 24 cases were completed in Framingham.

The Town of Concord has changed strategies for the planned two-bedroom, single-family house project owned by the Concord Housing Authority. Due to increased construction costs, the Concord Housing Authority is now partnering with Habitat for Humanity to build a homeownership unit to assist low-income households become homeowners.

Framingham's HOME funds were allocated to two Tenant-Based Rental Assistance programs. The first program provides security deposits and first or last month's rent for income eligible households. Tenants pay a portion of their income for rent in the second program, referred to as full rental assistance. The city also committed, via substantial amendment, over \$400,000 to the Framingham Housing Authority's Carlson Crossing. This phased project will rehabilitate 125 units and produce 7 units, including a total of ten HOME units.

In FY23, a total of \$369,677.60 in HOME funds were expended for Watertown's St. Joseph's Hall, a senior affordable housing project. These funds were used to replace the elevator and fund the relocation of the building's tenants during the construction. In recognition of the Town's limited HOME funds, Watertown has sought additional ways to increase the supply and types of affordable units, including Community Preservation Act funding and the passage of a linkage ordinance in 2023.

Discuss how these outcomes will impact future annual action plans.

As the region, nation, and world emerge from the Pandemic, it is the City of Newton's hope that the numeric goals of the Consolidated Plan will be achieved. The long and complicated development approval process in the City will continue to play a factor in limiting the opportunities for development in the City.

The Town of Belmont will continue to work with its housing authority on development projects. In Belmont this will be a redevelopment project for Sherman Gardens.

Bedford, Framingham, Natick, Waltham, and Wayland will continue Tenant Based Rental Assistance Programs. Sudbury and Lexington will work toward committing HOME funds to implement a TBRA Security Deposit Assistance program in FY24. Concord will advance the commitment of HOME funds for Christopher Heights, a new construction project slated to include 83 units of tiered affordable housing for seniors 62 years and older. Lexington aims to commit its FY21 and FY22 funds to the Lexington Housing Authority's Vynebrook project.

The Town of Brookline will be using HOME funds to rehabilitate six rental units at the Brookline Housing Authority's 154-156 Boylston Street Apartments. The Town will also oversee the progress of the Hebrew Senior Life (HSL) expansion at 108 Centre Street, a HOME-assisted age-restricted housing development project that includes 54 one-bedroom new rental housing units targeted to very low-income and low-income populations.

Due to the popularity of the Tenant Based Rental Assistance programs and its ability to house residents, the City of Framingham is exploring committing all of its FY25 HOME fund allocation to TBRA programs. Framingham will continue collaborating with nonprofit developers to create more affordable units in the community. The City is partnering with its local Housing Authority on Carlson Crossing, a phased project that will rehabilitate 125 units and produce 7 units, including a total of ten HOME units.

Natick will continue to focus HOME funds on Tenant Based Rental Assistance (TBRA), which in FY23 was managed by the Natick Service Council through an executed subrecipient agreement with the WestMetro HOME Consortium. In FY24, the Town will be working with the Regional Housing Service Office (RHSO) who may offer additional services to strength Natick's TBRA program.

Needham continues to work with the Needham Housing Authority (NHA) on its Preservation and Redevelopment Initiative (PRI) to improve and expand the supply of affordable units in the community. With CPA funding support from the Town, NHA brought on the Cambridge Housing

Authority as consultants to determine the most appropriate funding sources to refinance and reposition its inventory of units and support in the process of refinancing. The overall goals include completing improvements, producing new units, and enhancing its operations. Needham expects to allocate CPA and HOME funds to support these efforts.

With the potential of combining CPA and linkage fee funding with HOME and other funding sources, Watertown may be able to create new affordable units in future fiscal years without relying exclusively on Inclusionary Zoning. In addition, the City's new Affordable Housing Trust began operation in September 2022.

Waltham transitioned six TBRA assisted households into public housing. Public Housing Authorities' integration into the States CHAMP system for state assisted public housing has increased the wait period for public housing in Waltham to four or five years. This has severely impacted the number of full TBRA households moving into state assisted housing. Full TBRA households are now required to apply for both federal and state assisted Waltham public housing as well as maintain their status on the waitlist. Waltham has been fortunate in receiving program income from deferred down payment assistance loans, increasing the City's budget to extend the current TBRA assistance.

Include the number of extremely low-income, low-income, and moderate-income persons served by each activity where information on income by family size is required to determine the eligibility of the activity.

Number of Persons Served	CDBG Actual	HOME Actual
Extremely Low-income	4	30
Low-income	5	23
Moderate-income	3	19
Total	12*	72

Table 10 – Number of Persons Served

**Although only five units were counted in IDIS as part of the rehabilitation of the five former CAN-DO housing projects, ten households were assisted in those (five) units.*

Narrative

Newton’s CDBG funded Downpayment Assistance program served one low-income and one moderate-income household. Although only five units were counted in IDIS as part of the rehabilitation of the five former CAN-DO housing projects, ten households were assisted in those (five) units. These families served included four extremely low, four low-income, and two moderate-income households.

There were 72 households assisted by tenant based rental assistance programs in FY23. The renter households assisted met the Section 215 definition of affordable housing (as applicable to HOME grantees). Framingham’s Security Deposit Assistance program helped 11 extremely low income, eight low-income, and 6 moderate-income households. Waltham assisted 19 extremely low income, 15 low-income, and 13 moderate-income households with rental assistance.

Provide a summary of the efforts to address “worst case needs”, and progress in meeting the needs of persons with disabilities? *Worst-case housing needs are defined as low-income renter households who pay more than half of their income for rent, live in seriously substandard housing, which includes homeless people, or have been involuntarily displaced. The needs of persons with disabilities do not include beds in nursing homes or other service-centered facilities.*

In FY23 the City of Newton made progress on rehabilitating, constructing, and preserving several affordable housing projects that will provide units and support for households in worst case housing situations and persons with disabilities.

CDBG funds are being used in the development of the Newton Housing Authority’s Haywood House which will consist of 55 one-bedroom rental apartments. Three of the units are fully accessible for people with disabilities and four units are designated for households that have been homeless or are at risk of homelessness. The project also includes two elevators and community space for supportive services. Initial occupancy of Haywood House occurred in May of 2023, with project completion expected in early FY24.

The city continues to support 2LifeCommunities’ expansion of the Golda Meir House. This new community adds 57 one-bedroom apartments and 11 two-bedroom apartments. Of the 68 new units, 20 units are set aside for households earning 30% of the AMI and 25 units are set aside for households earning 50% of the AMI. All 45 of these units have project-based vouchers. The Section 8 vouchers associated with the 30% AMI units support nine non-age restricted units for chronically homeless individuals with disabilities. Initial occupancy of the units occurred in April of 2023, with project completion expected in Fall of 2023.

Through CDBG funds, the City is supporting the preservation of CAN-DO’s portfolio of 33 units across 12 scattered sites in Newton. The Newton Housing Authority officially closed on the acquisition of the portfolio in FY21 and spent the second half of the year working with the City to prepare scopes of work to rehabilitate these units. Rehabilitation work on the former CAN-DO units began in FY23 and five properties were completed. These units serve some of Newton’s most vulnerable households - extremely low- and low-income individuals who require a variety of supportive services.

Finally, following a substantial amendment, the City approved and committed \$100,000 in FY22 CDBG funds to the rehabilitation of Cascap’s Nonantum Village Place (NVP). NVP is home to older adult households earning less than 50% of the Area Median Income (AMI), with most residents earning less than 30% AMI. The rehabilitation will include replacement of all three

levels of roofing with additional insulation, siding and trim, and new HVAC systems, as well as painting of the entire building. Project work began in FY22 and will be completed in FY24.

Across the Consortium, Tenant-Based Rental assistance target homeless and other households that find themselves in a state of “worst case housing need.” In FY23, a total of 74 families were provided with security deposit assistance through Framingham’s and Waltham’s Tenant-Based Rental Assistance (TBRA) programs. Bedford, Natick, and Wayland also operate TBRA programs.

DRAFT

CR-25 - Homeless and Other Special Needs 91.220(d, e); 91.320(d, e); 91.520(c)

Evaluate the jurisdiction's progress in meeting its specific objectives for reducing and ending homelessness through:

Reaching out to homeless persons (especially unsheltered persons) and assessing their individual needs

- **Utilize, Evaluate and Adapt the Continuum of Care's Coordinated Entry System**

Following the merger of the Brookline-Newton-Waltham-Watertown (BNWW) Continuum of Care (CoC) with the Balance of State (BoS) CoC in FY17 (FFY16), efforts were quickly undertaken to ensure integration into the BoS CoC Coordinated Entry System. Comprised of over 80 communities, the BoS CoC provided the BNWW CoC with access to the many agencies already established within the CoC. The merger effectively maximized and expanded existing regional resources to better connect at-risk individuals and families with information, referrals, and assistance. Subsequently, BNWW CoC agencies integrated within the BoS CoC Coordinated Entry System by April 1, 2017. On March 16, 2017, training was facilitated at Newton City Hall with CoC agencies and local providers to discuss the BoS CoC Coordinated Entry process, Vulnerability Assessment tool, and referral requirements. Throughout FY23, BNWW CoC agencies attended the monthly BoS CoC planning group meetings to stay abreast on new changes made to the Coordinated Entry process.

The BoS CoC Coordinated Entry System provides a mechanism for housing the most vulnerable persons first, effectively focusing resources on those with the greatest need. Each provider within the CoC conducts a comprehensive assessment of an individual, make the appropriate referral(s) to efficiently connect them with safe housing and/or the appropriate services, design individualized strategies accordingly, and better understand homelessness in the Continuum and across the Commonwealth.

Addressing the emergency shelter and transitional housing needs of homeless persons

- **Carefully evaluate Shelter Services Allocation from the Emergency Solutions Grant**

In FY23, the City utilized ESG funds for emergency shelter services within the BNWW region to shelter people experiencing homelessness. Funds were expended to support case management services for individuals and families experiencing homelessness as well as shelter operations to keep the emergency shelter facilities up and running throughout the pandemic. Over the course of the FY23 program year, July 1, 2022 – June 30, 2023, \$99,035.00 in FY23 funds were expended for emergency shelter services. The need for emergency assistance remains present

in the CoC.

The BoS CoC, completed the 2023 Point-in-Time (PIT) Count on January 25, 2023. In addition, the BoS CoC created an electronic self-survey based on HUD's Interview tool. The self-survey was sent to libraries and drop-in centers throughout BoS CoC, to capture additional information on homeless individuals who may be utilizing those facilities. In 2023, a total of 4,432 homeless persons were counted throughout the entire BoS CoC service area. Of those, 3,627 persons were in emergency shelters; 318 homeless persons were in transitional housing programs; and 487 persons were unsheltered.

Of the total PIT Count, 290 homeless persons were counted in the Brookline-Newton-Waltham-Watertown region. Of those, 228 persons were in emergency shelters; 22 homeless persons were in transitional housing programs; and 40 persons were unsheltered.

While considering the current demand for emergency shelter services, the City continues to evaluate the appropriation of ESG funds against the homeless prevention and rapid rehousing components of the ESG program, which are more in-line with the CoC's Ten-Year Plan and HUD goals and objectives. Although there is a clear need and benefit for providing shelter services, the BoS CoC and City of Newton continue to support programs that strive towards permanent housing stabilization.

Helping low-income individuals and families avoid becoming homeless, especially extremely low-income individuals and families and those who are: likely to become homeless after being discharged from publicly funded institutions and systems of care (such as health care facilities, mental health facilities, foster care and other youth facilities, and corrections programs and institutions); and, receiving assistance from public or private agencies that address housing, health, social services, employment, education, or youth needs

Creating and preserving permanent affordable housing that integrates supportive services often helps individuals and families with the greatest need. During FY18 (FFY17), the City undertook actions defined in its Housing Strategy to achieve Massachusetts' Chapter 40B "Safe Harbor" status, in which 10% of its housing stock are affordable for low- and moderate-income households, by 2021. Newton continues to advance its Housing Strategy completed in 2016, which addresses current and projected housing needs within the City. The report identified critical policy, regulatory and financial approaches to help the City become more efficient and effective in addressing these needs. An update to the City's Inclusionary Zoning Ordinance was one of ten priority actions listed in the Strategy, in addition to the reuse and disposition of municipally owned land at 160R Stanton Avenue (the Water Tower site) for the development of affordable housing for seniors and residents seeking supportive services.

2Life Communities' Golda Meir House Expansion Project, which converted underutilized, municipal land into affordable housing, is expected to be complete in early FY24. This project was awarded FY18, FY20, and FY21 HOME funds to support the new construction of 57 one-bedroom apartments and 11 two-bedroom apartments. Of the 68 new units, 20 units are set aside for households earning 30% of the AMI and 25 units are set aside for households earning 50% of the AMI. All 45 of these units have project-based vouchers. The Section 8 vouchers associated with the 30% AMI units serve nine non-age restricted chronically homeless individuals with disabilities. To successfully provide permanent supportive housing for these nine individuals, 2Life Communities partnered with Hearth, Inc., a nonprofit organization dedicated to the elimination of homelessness among the elderly through prevention, placement, and housing programs. Initial occupancy of the units occurred in April of 2023, and project completion is expected in Fall of 2023.

In September of 2021, the WestMetro HOME Consortium was awarded \$5,406,962 through the American Rescue Plan (ARP) Act of 2021. In FY23, the Barrett Planning Group, on behalf of the WestMetro HOME Consortium, prepared the required [HOME-ARP Allocation Plan](#), which outlines the strategy and planned expenditures of federal HOME-ARP funds from the U.S. Department of Housing and Urban Development (HUD). The Plan, which was submitted in March 2023, will assist the city in helping households experiencing homelessness, at-risk of homelessness, and those fleeing domestic violence. As explained in the HOME-ARP Allocation Plan, the Consortium will allocate HOME-ARP funds through the issuance of a Requests for Proposals, which is expected to take place in FY24. HOME-ARP funds must be spent by September 30, 2030.

Additionally, the BoS COC recently awarded many communities with NOFO funds, including \$24,325,315.00 awarded specifically to the Brookline-Newton-Waltham-Watertown region. This included \$609,365.00 awarded to The Second Step for Transitional Housing and Rapid Rehousing, \$73,132.00 awarded to Brookline Rental Assistance for the Chronically Homeless, and \$793,237.00 awarded to the Advocates Supported Housing Consolidation.

Helping homeless persons (especially chronically homeless individuals and families, families with children, veterans and their families, and unaccompanied youth) make the transition to permanent housing and independent living, including shortening the period of time that individuals and families experience homelessness, facilitating access for homeless individuals and families to affordable housing units, and preventing individuals and families who were recently homeless from becoming homeless again

- ***Development of a Housing Strategy to identify sites for permanent supportive housing***

Following the directive of the United States Interagency Council on Homelessness (USICH) and the CoC's Ten-Year Plan to End Homelessness, the City focused efforts on developing permanent affordable housing integrated with supportive services. The Housing Strategy, completed in 2016, identified potential sites and strategies for the development of permanently affordable housing.

As part of this process, the City selected a 0.39-acre parcel (16,900 square feet) of municipally owned land, located at 160R Stanton Avenue, to reuse and create permanent supportive housing for chronically homeless adults with disabilities. In FY18, the City issued a Request for Proposals for the development of this underutilized site into permanent supportive housing for chronically homeless adults with disabilities. 2Life Communities, formerly Jewish Community Housing for the Elderly (JCHE) and owner of the Golda Meir House at 160 Stanton Avenue, was selected as the developer of the site and entered a ground lease with the City for the property. This new community created 68 new units for low-income seniors through the construction of two additions to the existing Golda Meir House (which currently includes 199 units of affordable senior housing). 2Life Communities proposed the addition of 68 affordable senior housing units, including nine units for chronically homeless individuals. In early August 2021, the financing was closed for the project and construction is in progress, with initial occupancy in April 2023.

- ***Prioritization of existing beds for chronically homeless individuals***

CoC recipients of federal McKinney-Vento Act competition funds continue to prioritize existing permanent supportive housing beds for chronically homeless individuals upon turnover whenever possible. Participating organizations include: Pine Street Inn, Advocates, and Vinfen. Twelve of these beds are located within Newton.

- ***Utilize Emergency Solutions Grants for Homeless Prevention and Rapid Rehousing***

In FY23, the City utilized ESG funds for homeless prevention and rapid rehousing services within

the BNWW region to reduce the number of individuals and families who are evicted from housing and ensure that those displaced find new housing quickly. These funds not only provided the financial resources to keep at-risk households housed but were also central in providing supportive services to help stabilize the household and ensure successful tenancies in the long term. During FY23 program year, July 1, 2022 - June 30, 2023, \$21,671.20 of FY22, and \$8,927.33 of FY23 funds were expended for homelessness prevention assistance. An additional \$4,686.19 of FY22, and \$9,422.26 of FY23 funds were expended for rapid re-housing assistance.

- ***Utilize existing resources and build relationship with mainstream housing providers***

Throughout FY23, the City partnered with nonprofit and for-profit developers to identify new opportunities for housing development and collaboration.

As noted throughout the Consolidated Annual Performance and Evaluation Report, the City is coordinating with affordable housing developer 2Life Communities on the development of 160R Stanton Avenue in Newton. 2Life Communities provides housing for nearly 1,500 older people throughout the greater Boston area, the majority of whom are extremely low-income. They are currently advancing efforts to redevelop the underutilized parcel with sixty-eight units, including the creation of nine units of permanent supportive housing for chronically homeless individuals with disabilities. 2Life Communities is also partnering with HEARTH, Inc., a nonprofit organization dedicated to the elimination of homelessness among the elderly, to provide supportive services for the tenants of these nine permanent supportive housing units. Considering the significant need in Newton for affordable housing, such partnerships present a unique opportunity to contribute meaningfully to the City's affordable housing stock.

The City of Newton also made significant strides during FY23 in its pursuit of redeveloping the West Newton Armory as 100% affordable housing, coupled with supportive services. After the City took ownership of the Armory in the Fall of 2021, Metro West Collaborative Development/Civico Development was selected as a development partner. The Metro West/Civico proposal includes 43 units of intergenerational housing affordable to households earning 30 to 60 percent of the AMI. During FY23, the Planning and Development Board approved a pre-commitment of FY24 and FY25 CDBG funds (total of \$930,000) and FY24 HOME funds (\$132,023.50), alongside the City's Inclusionary Zoning and Community Preservation funds, to develop the Armory into affordable housing with supportive services. The Armory project received its Chapter 40B Comprehensive Permit from the Newton Zoning Board of Appeals and submitted a One Stop Application to the Massachusetts Executive Office of Housing and Livable Communities (EOHLC) for LIHTC financing in January 2023. In May of 2023, the West Newton Armory was one of 27 projects awarded state and federal tax credits, subsidy

funds, and ARPA funds by the Healey-Driscoll Administration. The project is expected to be completed in FY26.

Looking to FY24 and beyond, the City will continue to build upon these efforts and widen its network of housing providers to leverage existing resources.

- ***Create resources and referrals for at risk individuals and families.***

Following the merger of the BNWW CoC with the BoS CoC, efforts were quickly undertaken to ensure integration into the BoS CoC Coordinated Entry System. Comprised of over 80 communities, the BoS CoC provided the BNWW CoC with access to the many agencies already established within the BoS. The merger effectively maximized and expanded existing regional resources to better connect at-risk individuals and families with information, referrals, and assistance.

In FY21, the Massachusetts Department of Housing and Community Development (DHCD), the lead agency for the BoS CoC, conducted a region-wide needs assessment to obtain feedback from providers, direct care workers, and constituents regarding housing needs within the Brookline, Newton, Waltham, Watertown area. The BoS CoC hosted the first needs assessment meeting among BNWW CoC providers at the Community Day Center of Waltham on July 31, 2019. The City supported BoS CoC's outreach efforts and hosted the second needs assessment meeting at Newton City Hall on September 11, 2019. The assessment will culminate in a report that will inform future strategies and the allocation of resources for at-risk individuals and families.

CR-30 - Public Housing 91.220(h); 91.320(j)

Actions taken to address the needs of public housing

In accordance with its goal to develop additional affordable housing in the City of Newton, the Newton Housing Authority (NHA) is in the process of developing 55 one-bedroom units for elders with funding from the Low-Income Housing Tax Credit (LIHTC) program, Newton Community Preservation Act funds and CDBG funds, and HOME funds from EOHL. Initial occupancy of this project, Haywood House, occurred in May 2023 and full project completion is anticipated in the Fall of 2023.

The City works with the NHA through the CDBG Housing Rehabilitation program to address accessibility improvements and emergency repairs. The Newton Housing Authority strives to provide accessibility to as many affordable units as possible.

In 2021, the NHA acquired 36 units of affordable housing and is working with the City of Newton to complete capital improvements using CDBG Housing Rehabilitation funding.

Many HAs continue to look for creative ways to increase the supply of affordable housing and preserve existing public housing in their communities. Three strategies employed in Consortium communities are described below:

- Leverage HOME funds with other resources
- Utilize CDBG Funds to support public housing
- Reuse of underutilized property

The Belmont Housing Authority and Belmont Housing Trust continue discussions on opportunities to redevelop the Housing Authority's properties to increase the number of dwelling units and to offer the units to a broader range of household incomes. This project is more complicated than originally anticipated but the Housing Authority expects to proceed rebuilding Sherman Gardens as an approximately 135-unit affordable housing complex in FY26 (FFY25). Sherman Gardens is a state assisted public housing development.

Entitlement communities in the Consortium also utilize CDBG funds to support rehabilitation and capital improvement projects.

The Tribune Apartments and Hollis projects in Framingham, both completed in recent years, are evidence of the city's successful and strong partnership with the local Housing Authority (FHA). These projects range from ADA compliance upgrades to property acquisition and comprehensive rehabilitation of neighborhood properties. The City and the Housing Authority have made significant progress on their mutual goal of renovating new and older properties

within the FHA portfolio to eliminate neighborhood blight. In January, Framingham Housing Authority was awarded \$200,000 from the Consortium Consolidated Pool to put towards the rehabilitation and redevelopment of the FHA's Carlson Crossing. Financing for this project will not be finalized until the end of 2023 calendar year.

The Town of Needham approved \$150,000 in CPA funding to hire a consultant to help the Needham Housing Authority (NHA) identify and obtain the necessary financing for major modernization and redevelopment projects to upgrade its property inventory, referred to as its Preservation and Redevelopment Initiative (PRI). The Town also supported this effort by providing technical input into a Request for Proposals (RFP) through its Community Housing Specialist. The NHA Board of Commissioners approved the recommendation to hire the Cambridge Housing Authority as the consultant on June 24, 2021. Since then, NHA has made progress in moving the PRI forward, providing financing options, further evaluating NHA properties, and preparing financial pro formas and project plans, for example. The Town included PRI as a key component of its recently prepared Housing Plan that was coordinated by a working group of representatives from relevant boards and committees, including NHA, and at-large members of the community.

At its May 2022 Annual Town Meeting, the Town approved approximately \$1.4 million in CPA funding including \$1,386,000 to cover NHA predevelopment costs for its Linden-Chambers redevelopment and \$81,978 for a property survey at NHA's High Rack Estates site. It has further reserved another several million in CPA funding to support this work and additional CPA funding is anticipated. HOME Program funding is expected to be helpful in project financing as well.

The Watertown Housing Authority (WHA) continued making progress on modernization projects within the portfolio. Work on the asphalt walkway, parking lot, and site improvements for Woodland Towers development is complete at a total construction cost of over \$1 million. The new learning center at the Lexington Gardens development is finished, and now hosts staff computer lab and office hours. The WHA is meeting with several service providers, including EMPATH, with the hopes of providing consistent programming that will promote economic mobility and financial literacy for residents. In the last year, the WHA embarked on a major energy efficiency project, via the Mass LEAN program, by replacing outdated boilers across its entire state portfolio. This project is complete as of 2023, with overall taxpayer savings in excess of \$4 million dollars. The project to upgrade site accessibility at McSherry Gardens, and renovate its community room, laundry room, asbestos flooring, and kitchens is scheduled to begin in August 2023. This large-scale state modernization project (\$4 million) is the first interior renovation at the site since it was built in the late 1960s.

The Waltham Housing Authority (WHA) and the City have a long-standing partnership of collaborating financially and through effective project management to repair and improve public housing properties. In the FY23 program year, the City approved CPA funds to go towards the designs for two window replacement projects at WHA properties: the Arthur Clark Apartments and the Winchester Crane Apartments. Each project received a combined \$200,000 for window replacements in apartment complexes totaling 179 units.

The accessibility upgrades project at Grove St./Beaverbrook Apartments leverage a diverse funding stream of State, federal, and local sources to finance the project. The Beaverbrook Senior Apartments site is a 60-unit public housing development serving elderly and disabled residents at or below 50% of the City's AMI. The site, built in 1958 consists of 15 buildings with connecting walkways and a shared roofing system. Specifically, the project will utilize \$400,000 in CDBG funds, \$400,000 in HOME funds, and \$800,000 in MA Department of Housing and Community Development (DHCD) High Leverage Asset Preservation Program for Local Housing Authorities (HILAPP) State funds. The project, which is currently in the design phase is being managed by the WHA with assistance from the City.

In addition to capital improvements, the WHA receives an annual CDBG allocation for computer learning center after school programs sited at three family public housing locations.

Other strategies employed in Consortium communities to address public housing needs include reusing underutilized properties to support the creation of affordable housing. Waltham is currently in the process of renovating a surplus building in a former State-owned mental hospital into two new affordable units.

WestMetro HOME Consortium Public Housing Projects

Project Name	Total Development Budget	Total HOME Funds	HOME Units	Total Units	HOME Funds Expended in FY23	Project Status
Haywood House	\$31,976,399	\$450,000* (EOHLC HOME)	11	55	\$184,836.19	Anticipated completion early FY24
Sherman Gardens	\$70,100,000	\$102,160	7	135	\$0	Construction to begin in Sept. 2025 (FFY25)
Carlson Crossing West (Framingham)	\$42,333,212	\$442,118.74	7	68	\$397,907	Underway
Carlson Crossing East (Framingham)	\$42,782,461	\$200,000.00	?	57	0	Pre-construction
Beaverbrook Apartments	\$2,405,170	\$400,000	27	60	\$0	Design

**Haywood House was awarded state HOME funds through the Massachusetts Executive Office of Housing and Livable Communities*

Actions taken to encourage public housing residents to become more involved in management and participate in homeownership.

Currently the Newton Housing Authority (NHA) does not have any homeownership programs. The NHA Board of Commissioners is comprised of five individuals, one of which is a tenant of the Authority. The NHA also has a Resident Advisory Board for federal housing programs.

Consortium Communities

The Belmont Housing Authority (BHA) holds monthly meetings via Zoom or at one of two developments with adequate indoor space for community gatherings. Residents are encouraged to provide input in various projects undertaken by the BHA.

The Bedford Housing Authority will continue its social service program to connect families to the resources necessary to stabilize their living situation and improve their quality of life. The program will provide financial literacy education, skill training, career coaching, and other support services to a maximum of 15 low-income households currently residing in Bedford

public housing units.

Homeownership resale marketing opportunities are targeted to Brookline Housing Authority's (BHA) residents to expand opportunity and increase participation in homeownership opportunities in Brookline. In a lottery conducted in June 2021, one family from the Brookline Housing Authority was selected as prospective homebuyers for an affordable unit in Juniper Gardens. BHA staff work with residents to increase and maintain self-sufficiency through the acquisition of permanent affordable housing, health care, food assistance, mainstream resources, or any combination of these which offer an impactful way to reduce the number of recipients living at or below the poverty level.

Framingham's Community Development Department sponsors programs that offer financial, computer and written literacy; job search/training; GED preparation; English as a Second Language classes and other opportunities that support self-sufficiency. These programs are open to all community residents, including individuals living on housing authority properties. The Framingham Housing Authority also has a self-sufficiency program, which enables residents to save funds for a deposit on a home.

The Needham Housing Authority (NHA) works in strong partnership with its tenant organization at the Linden and Chambers elderly development. An NHA representative participates in meetings to address issues and concerns and to encourage residents to stay active and engaged in their community. The NHA has also established a Policy Review Committee to provide the executive staff with resident recommendations as the board seeks to update policies. The Authority updated its resident handbook to provide useful information to all tenants and established new grievance procedures. The establishment of additional tenant organizations has been encouraged by the NHA.

An important part of Needham's Preservation and Redevelopment Initiative (PRI) includes resident involvement with special meetings scheduled to keep residents updated on progress. The NHA is reaching out to neighbors as well.

The Watertown Housing Authority works with three Local Tenant Organizations (LTO) monthly and has official meetings each quarter. One of the associations also releases a monthly newsletter for its tenants. Each LTO has a budget and annually approved expense line items. The WHA aims to provide programming catered to the residents, with the LTOs helping to facilitate that conversation. A part of this dialogue, particularly with families, is the goal of assisting households to elevate their incomes and to move to market rate rents and homeownership programs as the "next stage" of affordable housing.

In Waltham, public housing residents may participate in the management and operations of the Waltham Housing Authority by attending Board of Commissioners meetings. These Commissioner meetings cover important matters concerning WHA management including policy decisions, budgets, and planning actions. The Board of Commissioners meetings provide opportunities for residents to address the Board and ask questions and provide input. The WHA is required to have one of its residents sit on the Commission and the resident Commissioner has one of five votes to determine policy and procedures for the WHA and represents residents' interests in the decision-making process. Additionally, the WHA maintains a Resident Advisory Board, comprised of federal Public Housing residents and Section 8 participants. This Board meets twice a year to discuss proposed capital improvement projects and the application of federal funds. At these meetings, the residents have an opportunity to make proposals regarding the use of funds for the needs of the residents.

The Wayland Housing Authority participates in the federal Family Self-Sufficiency (FSS) program. The FSS program encourages communities to develop local strategies to help Section 8 and public housing residents. Equally important, the FSS program provides support services and information to Section 8 voucher families to help them obtain employment that will lead to economic independence and self-sufficiency.

CR-35 - Other Actions 91.220(j)-(k); 91.320(i)-(j)

Describe actions taken to remove or ameliorate the negative effects of public policies that serve as barriers to affordable housing such as land use controls, tax policies affecting land, zoning ordinances, building codes, fees and charges, growth limitations, and policies affecting the return on residential investment. 91.220 (j); 91.320 (i)

In FY23, Newton continued its Zoning Redesign project. Zoning Redesign is the City of Newton's project to rewrite and redesign its Zoning Ordinance to create an easily understood, context-based ordinance that reflects current best practices, is forward thinking, but still preserves what is best about Newton.

The Zoning Ordinance is the major determinant of the locations, types and amount of housing that is permitted in the City. The Zoning Redesign process explored how this regulatory tool could better support the creation and preservation of affordable housing and the provision of Fair Housing throughout the City.

Beginning in FY20 and continuing in FY21, the City Council's Zoning and Planning (ZAP) Committee agreed to break down the Zoning Redesign work Article-by-Article (chapter-by-chapter). The Committee began with Article 3 - Residence Districts because the majority of work prior to 2020 focused on Newton's residential neighborhoods.

In FY21 (FFY20), the City extensively reviewed possible updates to its zoning ordinance in order to increase permitting flexibility and development incentives for affordable housing. Potential zoning revisions included: adopting controls which are less reliant on special permits or 40B approvals; facilitating both new development and the adaptation of existing housing to better serve needs of older and disabled residents; rewarding the provision of more affordable housing than the required share of affordable units or rewarding developments incorporating such provisions as "accessibility" and "visitability."

In the past two fiscal years (FY22 and FY23), the Zoning Redesign Project progressed to the City's consideration of zoning frameworks for village centers. This process included the presentation of proposed changes to existing village center boundaries for public feedback. These discussions focus on using zoning to encourage more diverse housing options near transit, and within and adjacent to business districts. Housing integrated in this way will achieve a structurally sustainable long term development pattern, which also supports greater opportunity for affordable housing in Newton.

Overall objectives of this project as they relate to housing include incorporating fair housing requirements, definitions, and standards; directing multi-family and mixed-use development to transit and job-oriented locations; permitting a range of neighborhood scaled, multi-family building types; and strengthening the ordinance to better meet the vast and diverse housing needs of Newton today, including encouraging and supporting the development of more affordable units throughout the City.

After extensive City Council discussions and public listening events attended by hundreds of City residents across three years, the City expects to present the final iteration of the zoning ordinance revisions and accompanying maps in FY24.

Consortium Communities

The Town of Belmont adopted a Housing Production Plan in May 2023 that identifies goals and strategies for producing affordable housing units in town. Belmont worked to increase production of affordable housing through approval of both special permit and comprehensive permit projects. A zoning amendment to rezone McLean District Zone 3 to provide 6 affordable homeownership units and 28 affordable rental units was passed at Special Town Meeting in the fall of 2020. As the Town implements new Massachusetts General Law c. 40 Section 3A Guidelines requiring multifamily housing, one consideration is to include state Housing Authority properties in multifamily districts to allow for redevelopment and the addition of more public housing units.

In FY23, Bedford, Concord, Lexington, and Sudbury continued work on developing zoning and other local development incentives to promote the inclusion of affordable units in new developments under the MBTA Zoning.

Brookline supported the Brookline Housing Authority in FY23, owner and manager of the largest affordable housing portfolio in the Town. There is a long-recognized priority for the Town to assist the BHA with its preservation efforts, including addressing capital needs and partnering on development opportunities, when the BHA can increase the Town's supply of affordable housing units. In FY23, the Town of Brookline continued working with the Brookline Housing Authority on Phase 1 and Phase 2 of a multi-year Strategic Preservation Initiative. This project took advantage of HUD's Rental Assistance Demonstration Program as well as federal and state tax credits and state and local subsidies to rehabilitate and preserve nearly 500 units of affordable public housing in six different properties.

Less than 10% of Brookline's residential building stock is designated as affordable, as defined by the requirements of MA Department of Housing and Community Development's Subsidized Housing Inventory (SHI). For this reason, Brookline has experienced a continued influx of development proposals that utilize the comprehensive permitting process established by Massachusetts General Law, Chapter 40B. Town departments provide organized input and administration on these proposals, with the intent to produce affordable housing that effectively meets the needs of all Town residents and remains permanently affordable. Overall, Brookline continued to require, through its zoning bylaw, the provision of affordable housing from all new developments of four or more units.

Framingham's Inclusionary Zoning bylaw addresses impediments to affordable housing by ensuring a long-term supply of affordable housing, promoting a mix and distribution of affordable housing throughout the community, and helping the community maintain 13 percent affordability as set forth in M.G.L. Chapter 40B. The City requires that 11 percent of the units in housing developments with 10 or more units be affordable to households at or below 80% of the median income and 2% to households earning at or below 60% AMI.

Natick has been actively reviewing and updating its Zoning Bylaws. At the 2023 Spring Town Meeting, Town Meeting approved a new Inclusionary Housing and Open Space Cluster Development provision. Natick is exploring further zoning amendments to encourage the creation of smaller and barrier-free homes.

Since the Needham Housing Plan was approved in January 2023, the Town has pursued the implementation of the following recommended strategies:

- Developing an amended Accessory Dwelling Unit (ADU) bylaw that allows the by right approval of ADUs in existing single-family structures, also eliminating the previous occupancy requirement of either a family member or caregiver.
- Adopting new zoning under Section 3A of the Zoning Act to create a district or districts where multi-family housing of at least 15 units per acre will be allowed by right.
- Obtaining technical assistance from the Citizens Housing and Planning Association (CHAPA) in its Municipal Engagement Initiative (MEI) to create greater local community engagement and collaboration towards the implementation of the Housing Plan.

The largest barrier to affordable housing Waltham residents experience is the cost of housing driven by a lack of supply, inflation, and other market conditions. The City of Waltham, much like all of eastern Massachusetts has experienced year-over-year sustained surges in median home and rent prices. The June 2023 median home listing price in Waltham was \$810,000,

versus \$700,000 in June of 2022, which is an increase in over 15 percent (realtor.com). This unaffordability of homes makes homeownership increasingly out of reach for low-moderate income individuals/families and disadvantaged groups. Additional barriers such as high land costs and lack of developable new land also exacerbate housing costs. Furthermore, at public meetings and community input sessions, public sentiment expressed against new construction of multi-unit market rate and luxury apartment/condo buildings due to concerns related to traffic congestion constitutes barriers of affordable housing creation.

To ameliorate barriers to affordable housing, Waltham renovates surplus City-owned buildings into multi-family apartment buildings. In the 2022-2023 program year, the City funded \$1,179,000 in Municipal Affordable Housing Trust dollars to conduct exterior renovations at the Cardinal Cottage building with the goal of creating two new affordable units. This historic building in the former Fernald Development Center site is slated to be fully renovated by 2024 and will add much needed affordable housing to North Waltham. The Cardinal Cottage will be added to the roster of other city-owned buildings that offer affordable housing including the Hardy Apartments for senior citizens; which was a former school building.

In addition to supporting WHA projects, CPA funds are also allocated throughout the City for both private and City-owned affordable housing projects. In May 2023, a \$6M contract was signed to begin the Leland Homes Redevelopment using CPA funding. This project will create 66 apartments at 60% AMI for senior citizens in Waltham. This project was originally approved for CPA funding in August 2021.

Waltham also works to increase production of affordable housing through approval of both special permit and comprehensive permit projects to provide zoning relief to new construction of multi-family properties. In 2022-2023, the City conducted seven City Council Special Committee Public Input Meetings in each ward to solicit input on community development goals including housing creation and barriers to affordable housing as part of its process to update its Master Plan. In addition, targeted Master Plan input sessions were held with City Departments, Waltham senior citizens, Waltham veterans, and social service/non-profit organizations. The goal of the updated Master Plan will be to identify and address barriers to affordable housing in addition to recommending best practice land use, tax policies, zoning ordinances, building codes, and other policies. These meetings began in September 2022 and are continuing into 2023.

Watertown adopted a five- year Housing Plan in March 2021. The following strategies to address barriers to affordable housing are included in the Plan: creation of a municipal affordable housing trust to facilitate the combination of funding sources; consideration of a

“nexus” fee paid by commercial developers to fund creation of new affordable housing required by job creation; discussion of a potential amendment to the zoning ordinance to allow accessory dwelling units in at least some circumstances; and a short-term rental assistance program. As noted earlier, the Watertown Affordable Housing Trust began operation in September 2022. In FY23, following a “nexus” study and home rule petition, the City Council approved a linkage fee on new commercial development with the proceeds to be dedicated to affordable housing. Because of the transition to the Affordable Housing Trust this past fiscal year, consideration of a new accessory dwelling unit ordinance is presently on hold. The City continues to have a tax abatement, deferral, and exemptions program.

Actions taken to address obstacles to meeting underserved needs. 91.220(k); 91.320(j)

The City has already surpassed expected five-year outcomes in its support of affordable homeownership, provision of human services goals, and assistance for homeless and at-risk of homeless. Actions and strategies to position the city and the WestMetro HOME Consortium to continue to address these goals as well as the other goals in the FY21-25 Consolidated Plan are identified in CR-20: Affordable Housing and CR-45: CDBG.

During FY23, funding was allocated to various projects designed to provide direct services, remove architectural barriers, and improve accessibility for low-and-moderate income individuals, families, and traditionally underserved populations. Efforts included the installation of the Marty Sender Trail (Phase I) and an accessible crossing at Langley Road and Warren Street.

Actions taken to reduce lead-based paint hazards. 91.220(k); 91.320(j)

Newton’s Housing Rehabilitation program uses CDBG funding to provide grants to income-eligible homeowners to remove lead-based paint, asbestos and other health hazards. The program also offers these homeowners zero-interest loans to fix building and safety code violations. The rehabilitation program was expanded in FY16 to offer assistance to income-eligible homeowners to bring pre-existing accessory apartments up to appropriate health and safety standards and again in FY18 to assist organizations and landlords that own lodging homes in Newton. Housing funds can be used to aid income-eligible tenants to create more affordable housing and to bring pre-existing lodging housing up to appropriate health and safety standards.

The WestMetro HOME Consortium ensures that all HOME-assisted projects comply with applicable requirements of the Lead-Based Paint Poisoning Prevention Act, 42 U.S.C. 4821, et.

seq.; Residential Lead-Based Paint Hazard Reduction Act of 1992 and all future revisions and amendments, as well as, comply with such Lead-Based Paint regulations as may be adopted pursuant to HOME Program regulations and with the requirements of the Massachusetts Lead Paint Statute, M.G.L. c.111, ss190-199A.

Actions taken to reduce the number of poverty-level families. 91.220(k); 91.320(j)

Funds from the City's Community Development Block Grant (CDBG), HOME Investment Partnerships (HOME), and Emergency Shelter Grant (ESG) programs are administered locally for programs and projects that target and provide the maximum benefit to extremely low- and moderate-income persons. These resources provide rental assistance, housing stabilization and relocation services, access to emergency shelter, and support for the creation and preservation of affordable housing.

The City worked closely with human service agencies whose projects provide a direct benefit to low-to-moderate income residents and move these vulnerable individuals and families out of poverty. The City selected proposals that focused on stabilizing low-to-moderate income individuals and families across the lifespan.

Actions taken to develop institutional structure. 91.220(k); 91.320(j)

During FY23, the Division continued to strengthen its relationships with city departments, stakeholder groups, community organizations and City partners. Housing and Community Development Division (the Division) staff worked with the Fair Housing Committee to ensure fair and adequate housing options through community education and input on proposed affordable housing developments. Division staff also met with the Commission on Disability to identify accessibility needs and projects for funding, as well as report on ongoing accessibility improvements. The Planning and Development Board regularly reviews recommendations for the CDBG and HOME programs, developed through coordination with staff and these advisory committees, and render final funding recommendations to the Mayor. The City continued to collaborate with the recently reinvigorated Newton Housing Partnership, which plays a key role in carefully reviewing proposed projects seeking to create and preserve affordable housing within the Newton community. In combination, this system provides a strong link between the City and its citizens, nonprofit organizations, business owners and other community agencies.

Additionally, community and regional relationships are critical to streamlining housing development, leveraging project funds and meeting community needs. Division staff met regularly with the Newton Housing Authority to advance and prioritize projects and public housing needs. City staff also maintain collaborative efforts with nonprofit housing organizations, state agencies, and housing developers to increase affordable housing

opportunities in Newton. As the lead community for the WestMetro HOME Consortium, Newton works closely with representatives from member communities on administrative matters and to exchange project ideas and information. The City partners with these aforementioned entities, and state and federal-level agencies, to enhance the coordination of services and to leverage additional funding to better assist low- and moderate-income residents.

Even following the City of Newton's FY17 merger to the MA Balance of State (BoS) CoC, Division staff continues to closely coordinate with the BoS CoC, area service providers and municipal representatives to inform ESG allocations, refine processes and procedures, and strengthen the overall ESG program. The BoS CoC meets on a regular basis throughout the year to exchange information, best practices and forge partnerships in developing strategies to end and reduce homelessness within BoS communities.

Actions taken to enhance coordination between public and private housing and social service agencies. 91.220(k); 91.320(j)

The Housing and Community Development Division (the Division) has focused on developing and managing strong partnerships and relationships to enhance coordination between service providers. As mentioned above, strengthened collaboration with organizations like the Newton Housing Authority, human service agencies, housing providers and regional entities, play a critical role in ensuring the cost-effective, efficient delivery of services and housing opportunity to the public.

Since a portion of housing rehabilitation applicants are economically disadvantaged, elderly, and/or in need of social services, Division staff work in close consultation with the Newton Senior Center, the community social worker, the Newton Hoarding Task Force and the Cousens Fund. The Hoarding Task Force is comprised of the Department of Public Health, the Fire Department, Police Department, Newton Housing Authority, Health and Human Services, Senior Center, and Child Protective Services. Together, this task force has established a protocol to ensure that cases are referred to the appropriate departments and more effectively serve the impacted clients.

Identify actions taken to overcome the effects of any impediments identified in the jurisdictions analysis of impediments to fair housing choice. 91.520(a)

Newton and the WestMetro HOME Consortium's most recent (FY21-FY25) iteration of the [Analysis of Impediments to Fair Housing Choice \(AI\)](#) was submitted to HUD in FY21. The AI is an

assessment of state and local government's bylaws, ordinances, statutes, and administrative policies and local conditions that affect the location, availability, and accessibility of housing. In FY23, Newton continued to work with the Consortium to pursue the AI's recommendations and strategies to provide greater housing access to all constituencies.

In particular, the Consortium contracted with the Housing Discrimination Testing Program (HDTP) at Suffolk University Law School to conduct a two-year Fair Housing testing study throughout the 13 HOME communities. Approximately ten tests will be conducted in each of the communities over two years to assess the level of race (black) and voucher-based discrimination in the rental housing market. Currently eight of the roughly 130 tests have been completed and thus far the results indicate no discrimination. One test hinted at discrimination and further testing will be conducted before deciding if it is appropriate to send to an enforcing agency.

The parking cost associated with development was also identified as a potential barrier to affordable housing in the Consortium's AI report. To determine the existence of this barrier, the Consortium partnered with MAPC to complete a parking utilization study of over 40 large multi-family, mixed-income and affordable developments built since 2000. MAPC drew upon an analysis of property surveys and overnight parking counts to determine parking demand per unit. The WestMetro Parking Utilization Study Perfect Fit Parking Initiative, Phase 4 memorandum presented to the Consortium in July 2023, cited an oversupply of parking at the study sites. MAPC's policy recommendations include shifting parking minimums to maximums, reducing parking ratios, unbundling parking from housing costs, and exploring strategies for shared parking. The Fair Housing Committee is scheduled to discuss these findings at their upcoming meetings.

In January of 2023, the Newton Fair Housing Committee also consulted with the Suffolk School of Law Housing Discrimination Testing Program to educate the public about fair housing through a presentation format training. The most recent training, "Fair Housing 101: Training for Real Estate Professionals," examined the history of the real estate industry, government's roles in racial discrimination, and best practices for real estate professionals. Real estate professionals were targeted for this training session, but the FHC also invited local committees and commissions.

Finally, in FY23, the Newton Fair Housing Committee developed a list of monthly meeting agenda items that align with the recommended AI strategies. These include:

Fair Housing protected groups

- Promote housing choice for diverse populations to advance Affirmatively Furthering Fair Housing (AFFH), with a focus on race/ethnicity, public subsidy, and disability
- Promote diversity, equity, inclusion and belonging in Newton
- Promote effective processes/practices for new affordable homeownership and resales
- Promote improved practices for real estate professionals to achieve more housing choice for diverse populations
- Identify and work to overcome barriers to successful tenancies and to improve processes for tenant selection in lottery and market rate multifamily rental housing

Learning/Teaching

- Enhance fair housing literature, website information and access for the public
- Promote Fair Housing training for real estate professionals, landlords, tenants, the public and committee members

Data and analysis

- Promote data collection on multi-family rental and new homeownership occupancy
- Enhance project review of housing developments to advance AFFH
- Support fair housing testing in Newton and the Consortium

Collaboration

- Collaborate with related Newton Commissions and Committees to increase affordable housing for households of various sizes and lower incomes and to encourage increased funding for affordable housing
- Promote affordable housing production in coordination with other City commissions and committees
- Support federal, state and city initiatives that promote AFFH
- Collaborate with Human Rights Commission on fair housing complaint process
- Contribute to Newton's Fair Housing related plans
- Address committee membership appointments with representation from Human Rights Commission and legal counsel with Fair Housing specialty

Consortium communities

In May of 2023, Belmont adopted a Housing Production Plan with strategies for adding housing diversity, to offer incoming households more housing options, and enable residents to remain in Town as their needs change.

Brookline identified three impediments to fair housing and complementary actions to address each barrier:

- Impediment # 1: Lack of affordable housing, particularly for low-income households, with an increased proportion of low-income households experiencing inadequate or cost-burdened housing.

The Town continues to support efforts to provide affordable housing resources through federal and local resources, ranging from current by-law inclusionary policies to funding opportunities available for affordable housing activities.

- Impediment # 2: Lack of public information about fair housing law rights and responsibilities.

The Town continued to work with the Brookline's Commission for Diversity, Inclusion, and Community Relations. The mission of the commission is to promote fair housing, cooperation, tolerance, and respect by advancing, promoting and advocating for the human and civil rights of all through education, awareness, outreach and advocacy. Fair housing information is disseminated through the Town's website and provides the public with information about housing discrimination law and fair housing practices, enforcement, and individual counseling.

- Impediment # 3: Regulatory land use and zoning barriers to the production and preservation of housing for low-income households.

The Brookline Housing Advisory Board promotes the production and preservation of housing affordable to low, moderate, and upper-moderate income households. One of the goals of the board is to make recommendations to the Planning Board and Zoning Board on affordable housing needs, policies and programs. The policies are in alignment with the oversight of federal and state fair housing laws.

In FY23, the RHSO partnered with MetroWest Legal Services and hosted a Tenant Rights' Presentation for its communities including Bedford, Concord, Lexington, Sudbury and Wayland, with a cumulative total of 48 attendees. The presentation focused on the rights and responsibilities of tenants with respect to lease types/options, eviction procedures, court proceedings, reasonable accommodations, etc. Legal aid and rental assistance resources were also provided to attendees.

The Framingham's Fair Housing Committee is restructuring. The Committee expects to be able to engage in fair housing and housing related projects more effectively once this is complete.

Natick started preparing a Racial Equity Municipal Action Plan (REMAP) in 2021 with the assistance of the Metropolitan Area Planning Council (MAPC). This instrument will leverage the power of governmental collective action to achieve a range of tangible improvements in community-level economic outcomes including, but not limited to, implementing policies and practices to reduce the racial wealth divide. The Natick Select Board bolstered this initiative by

issuing a proclamation confirming the Town's commitment to fair housing in the Spring of 2021.

Since the WestMetro HOME Consortium's FY21 Analysis of Impediments, Watertown has continued to work on implementation steps, including:

- In 2021, the City created a system for collecting and tracking fair housing complaints and posted it on the municipal website. There was one fair housing complaint submitted in the last fiscal year.
- In FY23, 19 Watertown developments were included in the previously referred parking utilization study by Metropolitan Area Planning Council to test whether parking requirements for new multifamily development are justified by demand. The results of this study will be discussed in the coming fiscal year.
- Finally, Watertown voted this past fiscal year to participate in the fair housing testing program that will begin in the second half of 2023.

DRAFT

CR-40 - Monitoring 91.220 and 91.230

Describe the standards and procedures used to monitor activities carried out in furtherance of the plan and used to ensure long-term compliance with requirements of the programs involved, including minority business outreach and the comprehensive planning requirements

Please refer to the Appendix for the monitoring policies and procedures of the City and WestMetro HOME Consortium.

The City of Newton is the lead entity of the 13-member WestMetro HOME Consortium. Prior to FY19, the Consortium's annual HOME Program was monitored by FinePoint Associates, a private firm that provides monitoring services and technical assistance. In FY20, the City of Newton, as representative member of the WestMetro HOME Consortium, monitored FY19 HOME-funded activities (including Newton's own projects) that were identified through the WestMetro HOME Consortium's Risk-based Monitoring Plan. The City continued this role in FY21 with monitoring FY20 HOME-funded activities and began monitoring FY21 HOME-funded activities in FY22. In FY23, Newton continued to monitor FY21 HOME funded activities and FY22 activities. This monitoring is ongoing with the expectation of being complete in FY24.

Annually, the City prepares a risk assessment that takes into account the timing of an agency's last monitoring visit, whether a project is new, staff turnover, previous concerns and necessary follow-up, inconsistent submissions of reports or requisitions, and the agencies' ability to meet projected outputs and outcomes over the course of the program year. As a result, the risk assessment identifies human service and ESG projects that the City will monitor each year.

While a minimum of ten percent of all human service and ESG projects are required to be monitored each year, thirty-five percent of Newton's human service portfolio and four activities in Newton's ESG portfolio were identified for monitoring for the end of FY23. The five human service projects (35%) were monitored in April and May of 2023. The four ESG activities were monitored in May 2023.

Citizen Participation Plan 91.105(d); 91.115(d)

Describe the efforts to provide citizens with reasonable notice and an opportunity to comment on performance reports.

The draft Consolidated Annual Performance and Evaluation Report (CAPER) was posted to the City's website on August 30, 2023. It will be presented at the Annual Performance Public Hearing on September 14, 2023, during the Planning and Development Board meeting.

Hard copies of the CAPER will be made available to the public throughout the 15-day comment period (September 14 through September 28, 2023). According to the City's Citizen Participation Plan, copies of the CAPER were available in other formats and in other languages, although no requests were made. In addition, notice of the draft CAPER's availability and the date of the Annual Performance Hearing was included in the Planning and Development Department's weekly report that is distributed digitally to several hundred recipients, including local nonprofits and other organizations serving low- and moderate-income individuals and minorities. A notice for the public hearing was published in the Boston Herald as well as in the MetroWest Daily News during the week of August 27, 2023. The notice provided contact information for the City's ADA Coordinator, and telecommunications relay service, for anyone that sought to request a reasonable accommodation.

CR-45 - CDBG 91.520(c)

Specify the nature of, and reasons for, any changes in the jurisdiction's program objectives and indications of how the jurisdiction would change its programs as a result of its experiences.

The CDBG goals for the period covered by the FY21-25 Consolidated Plan have included: production of new affordable units, support of affordable homeownership, preservation of affordable housing, rehabilitation of existing units, increase awareness of fair housing policies and practices, provision of human services, and implementation of architectural accessibility improvements. In FY23, the City continued to make progress in executing these goals through the completion and ongoing work of activities identified in section CR-05: Goals and Outcomes.

No programmatic changes were made in FY23 that departed from the plans established in the FY21-FY25 (FFY20-FFY24) Consolidated Plan.

Consistent with the City's desire to address the need for affordable housing through a programmatic funding shift, \$1,229,372 in FY23 CDBG funds were allocated toward the development and rehabilitation of affordable housing. Initial occupancy of Newton Housing Authority's Haywood House began in May of 2023. This housing production project, which was awarded FY20 and FY21 CDBG funds, created 55 new affordable rental units for seniors. CDBG funded rehabilitation work on five of the 16 CAN-DO portfolio units wrapped up in FY23. Two first time homebuyers were assisted during the program year.

In FY23, Suffolk University Law School began a two-year Fair Housing testing study throughout the 13 HOME communities to assess the level of race (black) and voucher-based discrimination in the rental housing market. At this point, eight of the roughly 130 tests have been completed and thus far the results indicate no discrimination. In July of 2023, MAPC also rolled out the findings of a parking utilization study which cited evidence of an oversupply of parking spaces at multi-family housing developments in the WestMetro HOME communities. These findings were discussed at the Fair Housing Committee meetings. Both studies were designed to respond to specific recommendations in the most recent Analysis of Impediments.

The Division continued to work with its full-time ADA Coordinator. This position staffs the Commission on Disability, which provides project recommendations for the CDBG-funded architectural access program. The ADA Coordinator is also a valuable resource for ensuring that both City and CDBG access projects comply with state and federal accessibility regulations and guidelines. In FY23, the City installed an accessible pathway at Auburndale Playground and accessible crossings at the intersection of Langley Road and Warren Street. These projects improved accessibility and mobility for persons with disabilities.

CR-50 - HOME 91.520(d)

Include the results of on-site inspections of affordable rental housing assisted under the program to determine compliance with housing codes and other applicable regulations

The following HOME assisted units were inspected during the past year:

- 447 Concord Road, Bedford
- Waverly Woods/Olmstead, Belmont
- 86 Dummer Street, Brookline
- 51-57 Beals Street, Brookline
- 282-294 Thoreau Street, Concord
- 236 Auburn Street, Newton
- 61 Pearl Street, Unit 2, Newton
- 61 Pearl Street, Unit 3, Newton
- 390 Newtonville Ave, Newton
- 17 Edmands Road, Framingham*
- Shillman House, Framingham*
- Memorial House, Framingham
- 6 Plain Street, Natick
- Coolidge House, Natick
- 1751 Washington Street, Newton
- 82-86 Orange Street, Waltham
- 75-85 Myrtle Street, Waltham
- 101 Prospect (Winchester Crate Apts), Waltham
- 35 Marguerite Ave, Waltham
- 120 Mount Auburn Street, Watertown
- 319 Arlington Street, Watertown

* These properties have already conducted monitoring. The remainder are currently in the process of being monitored.

Of the properties inspected to date, 236 Auburn Street, 61 Pearl Street Unit 2, 61 Pearl Street Unit 3, and 390 Newtonville Avenue, all in Newton, failed inspection. The property at 236 Auburn Street failed inspection due to unsatisfactory conditions and concerns related to roof structure, the exterior chimney and flue lining, siding, foundation walls, basement windows, outside electrical outlets, gutters, downspouts, deck, railing, porch, exterior doors, insulation, visible waste and vent pipes, gas piping, circuit breakers and visible wiring, dryer vent, circuit breakers, the presence of smoke detectors, walls and ceilings, visible waste pipes, cabinets and countertops, bathroom exhaust fan, and the tub faucets and showerhead.

The properties on Pearl Street and Newtonville Avenue are currently undergoing rehab. Pearl Street's bathroom vanity is being completed, and its porch guard rail is being replaced, along with its vinyl casements. Newtonville Avenue's windows, floor condition, stove, kitchen sink, and kitchen cabinets and counters were in poor condition and caused the inspection's failure. The Housing Authority will schedule a follow-up inspection once the work is complete at the properties on Pearl Street and Newtonville Avenue.

**Provide an assessment of the jurisdiction's affirmative marketing actions for HOME units.
92.351(b)**

The WestMetro HOME Consortium's Affirmative Marketing Plan is utilized by all communities to guide the marketing process and requirements for all HOME-assisted units. The Plan was developed to align with the requirements of the 24 CFR 92.350 HOME regulations. In addition, many of the affordable units are developed under the M.G.L. 40B Guidelines and are subject to the stringent requirements of the state-run program.

Each community's approach and oversight varies. For example, in Bedford the Bedford Housing Partnership reviews and approves all marketing plans for developments with affordable units, for compliance with the appropriate regulations. The Coolidge at Sudbury II utilized an Affordable Housing Marketing Plan that met both the Consortium guidelines and the State 40B Guidelines for the initial and ongoing leasing of units. For all communities, a large component of the marketing plan requires the developer to specifically list the methods they will use to affirmatively market the units. For HOME assisted units that are state-funded public housing units, Massachusetts regulation 760 CMR 5 outlines eligibility and selection criteria. The Common Housing Application for Massachusetts Public Housing (CHAMP) application system is used for these units.

All affordable developments in the Town of Belmont are required to create Affirmative Fair Housing Marketing Plans.

Brookline utilizes an extensive list of outreach methods required for affirmatively marketing new affordable units to ensure that equitable access to government-assisted housing and inclusionary developments occurs. This includes advertising in local minority newspapers; and direct mailings to local community organizations; churches and synagogues; and a robust email distribution system to a listserve of over 4,000 households interested in affordable housing opportunities in Brookline. The Housing Division provides technical assistance to developers/managers in the preparation of affirmative marketing and tenant/buyer selection plans, and by pre-approving plans before the subsidizing agencies. During the program year, four marketing plans were reviewed and approved and four lotteries were held for affordable units.

In Framingham, all developers with active HOME rental units have written affirmative marketing plans. These developers include the Framingham Housing Authority, Jewish Community Housing for the Elderly, SMOC, Beacon Communities and others with plans in circulation among residents of their facilities. Each entity includes a series of provisions that outline residents' rights and the process of marketing units to all potential clients. Site

monitoring visits by the City confirm the provisions meet HUD requirements that applicants receive “equal housing opportunities regardless of race, color, national origin, religion, sex, familial status, or disability.”

The Needham housing specialist reviews all Affirmative Housing Marketing Plans for new projects that include affordable units and annually monitors the compliance of Chapter 40B homeownership projects and Local Action Units (LAUs). She is also responsible for coordinating any refinancing or resales of affordable homeownership units as part of several projects, ensuring compliance with all affordability requirements, including affirmative outreach.

The City of Waltham requires developers who offer affordable units through the special permit process to contract with an approved lottery consultant to ensure that affirmative marketing procedures are in place. These procedures include minority outreach and a fair lottery process to select renters or buyers. This process is approved through the MA DHCD. Waltham also requires a Minority Business Enterprise/Women’s Business Enterprise (MBE/MWE) Report Form for each project as part of HOME and CDBG regulatory agreements. The City will continue to encourage the inclusion of minority and women owned enterprises in HOME and CDBG funded activities, consistent with 24 CFR 92.350.

Watertown has a Capital Improvements Policy (2015) that is consistent with that of the HOME Consortium and the Department of Housing and Community Development. All the 11 remaining legacy HOME-assisted American Dream Downpayment Assistance Loans have a recapture provision which is consistent with that of the HOME Consortium. Many of these loans have clauses that give the City the right of first refusal to purchase and require the seller to make a good-faith attempt to find an income-eligible buyer. In the latter case, City staff meet with the seller to ensure that they work with a firm or nonprofit (such as MetroWest Collaborative Development) to market the unit in a manner consistent with fair housing requirements. Also, in the few cases where the Affordable Housing Restriction does not mandate an attempt to market the unit to an income-eligible buyer, the City has an increase recapture percentage, to recover additional monies from a market rate sale. All monies recaptured are returned to the West Metro HOME Consortium as program income.

Data on the amount and use of program income for projects, including the number of projects and owner and tenant characteristics

Each community in the Consortium has exclusive use of their program income for projects within their community. Some circumstances have led to communities relinquishing program income funds which are then made available consortium wide and allocated through an RFP process.

In FY23, the Consortium receipted \$31,200.60 which \$7,100.60 was recorded as PI (\$25,000.00 was receipted as HP, recaptured homebuyer loan program income, which is not eligible for PA conversion). No PA subfunds were created from the total PI receipts in FY23. Per the Mutual Cooperation Agreement and FY23 Subrecipient Agreements, 70% of the subfunded PA funds are retained by the community that originated the program income; 30% of the subfunded PA funds will go to support Consortium Administration.

Program income was utilized for the following projects and programs during FY23:

- HM22 Bedford TBRA Program, \$1,952.00 in program income
- Newton: 2Life's Coleman House Project, \$57,376.10 in program income
- Newton: 2Life's Golda Meir House Expansion, \$18,102.40 in program income
- HM20-22 Waltham TBRA Program, \$55,442.00 in program income
- HM22 Wayland TBRA Program, \$3,850 in program income
- HM21-23 Framingham TBRA Program, \$122,861.73 in program income

Separately, the IDIS system requires that program income be expended as it is received and replace entitlement funding for the project. Please refer to the following table showing these detailed expenditures.

Describe other actions taken to foster and maintain affordable housing. 91.220(k) (STATES ONLY: Including the coordination of LIHTC with the development of affordable housing). 91.320(j)

Many communities within the WestMetro HOME Consortium actively foster the preservation of existing affordable housing, including through HOME assisted rehabilitation of state-owned public housing and the implementation of Tenant Based Rental Assistance programs. HOME funds were also used to support projects with Low-Income Housing Tax Credits in Newton. Framingham, Waltham, Brookline and Newton utilize CDBG funding to assist in rehabilitation and capital improvements of affordable housing properties.

Many other actions that communities are taking to foster affordable housing production can be found in Section CR-35: Public Housing.

DRAFT

CR-60 Subrecipients Awards

Project	FY23 ESG Award
Middlesex Human Service Agency	
Emergency Shelter Operations	\$8,050.00
Brookline Community Mental Health Center	
Homelessness Prevention	\$27,235.00
Rapid Re-housing	\$26,410.00
Community Day Center of Waltham – Shelter Services	\$38,650.00
REACH Beyond Domestic Violence	
Emergency Shelter Operations	\$22,140.00
The Second Step - Emergency Shelter Operations	\$30,195.00
ESG Administration	\$12,379.00

DRAFT

1. Recipient Information—All Recipients Complete

Basic Grant Information

Recipient Name	NEWTON
Organizational DUNS Number	076576826
EIN/TIN Number	046001404
Identify the Field Office	BOSTON
Identify CoC(s) in which the recipient or subrecipient(s) will provide ESG assistance	Boston CoC

ESG Contact Name

Prefix	
First Name	NIKA
Middle Name	0
Last Name	SANDAL
Suffix	0
Title	Senior Community Development Manager

ESG Contact Address

Street Address 1	1000 Commonwealth Avenue
Street Address 2	0
City	Newton
State	MA
ZIP Code	02459-
Phone Number	6177961146
Extension	0
Fax Number	6177961142
Email Address	nsandal@newtonma.gov

ESG Secondary Contact

Prefix	
First Name	SHAYLYN
Last Name	DAVIS -IANNACO
Suffix	0
Title	Housing Program Manager
Phone Number	6177961125
Extension	0
Email Address	sdavis@newtonma.gov

2. Reporting Period—All Recipients Complete

Program Year Start Date 07/01/2022
Program Year End Date 06/30/2023

3a. Subrecipient Form – Complete one form for each subrecipient

Subrecipient or Contractor Name: NEWTON
City: Newton Centre
State: MA
Zip Code: 02459, 1449
DUNS Number: 076576826
Is subrecipient a victim services provider: N
Subrecipient Organization Type: Unit of Government
ESG Subgrant or Contract Award Amount: 12,379.00

Subrecipient or Contractor Name: BROOKLINE COMMUNITY MENTAL HEALTH CENTER
City: Brookline
State: MA
Zip Code: 02445, 4445
DUNS Number: 097444186
Is subrecipient a victim services provider: N
Subrecipient Organization Type: Other Non-Profit Organization
ESG Subgrant or Contract Award Amount: \$53,645

Subrecipient or Contractor Name: Middlesex Human Service Agency, Inc.
City: Waltham
State: MA
Zip Code: 02453, 8509
DUNS Number: 170557474
Is subrecipient a victim services provider: N
Subrecipient Organization Type: Other Non-Profit Organization
ESG Subgrant or Contract Award Amount: \$8,050

Subrecipient or Contractor Name: REACH Beyond Domestic Violence, Inc.

City: Waltham

State: MA

Zip Code: 02454, 0024

DUNS Number: 781777412

Is subrecipient a victim services provider: Y

Subrecipient Organization Type: Other Non-Profit Organization

ESG Subgrant or Contract Award Amount: \$22,140

Subrecipient or Contractor Name: The Second Step

City: Newton

State: MA

Zip Code: 02460, 0002

DUNS Number: 028016942

Is subrecipient a victim services provider: Y

Subrecipient Organization Type: Other Non-Profit Organization

ESG Subgrant or Contract Award Amount: \$30,195.00

Subrecipient or Contractor Name: Community Day Center of Waltham, Inc.

City: Waltham

State: MA

Zip Code: 02454, 1066

DUNS Number: 791377612

Is subrecipient a victim services provider: N

Subrecipient Organization Type: Other Non-Profit Organization

ESG Subgrant or Contract Award Amount: \$38,650.00

APPENDIX

FY23 Goals with Zero Completion

Community	Name of Goal	Goal Outcome Indicator (GOI)	GOI Unit of Measure	Outcome Expected FY23	Actual Outcome FY23	Notes
Newton	Rehabilitation of Existing Units	Rental Units Rehabbed	Household Housing Units	12	0	In FY23, the City of Newton began reviewing new applications for the Newton Housing Authority's Pelham Street property and two potential homeowner cases.
		Homeowner Units Rehabbed	Household Housing Units	3	0	
Newton	Production of New Affordable Housing	Rental Units Constructed	Household Housing Units	55	0	Initial occupancy of Haywood House took place in May 2023, and project completion is expected in early FY24.
Newton	Architectural Access	Public Facility or Infrastructure Activities other than Low/Moderate Income Housing Benefit	Persons Assisted	1,385	0	During FY23, the city completed Phase I of the Marty Sender Trail Installation, an accessible pathway located at the Auburndale Playground. This project will close out in FY24.
HOME Consortium	Production of Affordable Housing	Rental Units Constructed	Household Housing Units	12	0	The Town of Concord changed strategies for the planned two-bedroom, single-family house project owned by the Concord Housing Authority. Due to increased construction costs, the CHA is now partnering with Habitat for Humanity to build a homeownership unit to assist low-income households become homeowners. Since the project will no longer be using HOME funds, Concord transferred those earmarked funds to the Christopher Heights development, which will provide 83 units of permanently affordable assisted living, 11 of which are expected to be HOME-assisted.

Monitoring Policies and Procedures for the City of Newton and the WestMetro HOME Consortium

Human Services

Annually, during the third quarter of each program year, Division staff monitors human service subrecipient agencies. All new projects are monitored during the first year of operation. Existing agencies/projects are selected based on the results of a risk analysis. At least ten percent of all human service projects are monitored each year. The monitoring process includes the following documentation:

- Risk analysis results and monitoring schedule,
- Notification letter sent to subrecipient agency,
- On-site monitoring visit documentation, including completion of steps outlined in the attached monitoring agenda, and
- Letter to the agency that outlines the result of the monitoring visit, including any follow up action required. All monitoring documentation shall be filed in the “monitoring” folder within the project file.

While a minimum of ten percent of all human service and ESG projects are required to be monitored each year, thirty-five percent of Newton’s human service portfolio and four activities in Newton’s ESG portfolio were identified for monitoring in FY23. The five human service projects (35%) were monitored in April and May of 2023. The four ESG activities were monitored in May 2023.

HOME/CDBG Housing Development Projects

Staff monitors every rental project assisted with HOME funds on an annual basis and does an on-site file review of CDBG-funded projects biennially. Except for HOME projects, staff does not conduct on-site file reviews of projects monitored by MassHousing, the MA Department of Housing and Community Development or other approved monitoring agencies. In these cases, staff contacts property managers or owners to verify that an annual inspection was conducted and requests written results of the monitoring visit.

In general, the monitoring process includes the following steps:

- Perform risk analysis if project is CDBG-funded and is not scheduled to be monitored. The risk analysis considers criteria such as past performance of the agency/project, experience level of staff administering the project, project-specific factors such as number of units and funding sources, and program complexity;
- Develop monitoring schedule based on risk analysis and if a project is funded with HOME or CDBG funds;
- Send letter notifying owner that units will be monitored for CDBG/HOME compliance and compliance with sub-recipient agreement. The letter identifies the date and time of the monitoring visit and identifies specific items to be monitored (i.e. income limit documentation, lease agreements, unit inspection results, performance goals, if applicable, etc.);
- Complete on-site monitoring visit including completion of the following forms, as

applicable: Lease Requirements Checklist, Housing Quality Standards inspection form, and CDBG or HOME Checklist Monitoring Form, including compliance with timely expenditure of funds, comprehensive planning, and minority business outreach as applicable;

- Send letter to the owner outlining the result of the monitoring visit including any follow-up action required.

WestMetro HOME Consortium

In order to ensure accountability, respond to community needs, and use HOME resources efficiently and effectively, the WestMetro HOME Consortium follows the comprehensive monitoring plan outlined below.

Monitoring Objectives and Strategy

The same risk-analysis and notification protocol identified above is used by the WestMetro HOME Consortium. Overall monitoring objectives of the HOME Consortium monitoring plan include:

- Identifying and tracking program and project results;
- Identifying technical assistance needs of member communities, CHDOs, and subrecipient staff;
- Ensuring timely expenditure of HOME funds, as well as compliance with comprehensive planning, and minority business outreach as applicable;
- Documenting compliance with program rules;
- Preventing fraud and abuse; and
- Identifying innovative tools and techniques that support affordable housing goals.

To ensure an appropriate level of staff effort, the Consortium's monitoring strategy involves a two-pronged approach – ongoing monitoring and on-site monitoring.

Ongoing Monitoring

Ongoing monitoring occurs for all HOME-assisted activities each program year. Basic ongoing monitoring involves the review of activities to ensure regulatory compliance and track program performance. Particular attention is paid to the consistent use of the Consortium's Project and IDIS Setup and Completion forms, and Comprehensive Project Checklists. At least annually, the Consortium assesses the financial condition of HOME-assisted rental projects with ten or more HOME-assisted units to determine the continued financial viability of the project.

On-Site Monitoring

On-site monitoring seeks to closely examine whether performance or compliance problems exist and to identify the aspects of the program or project that are contributing to the adverse situation. A risk factor analysis is used to target certain HOME program areas or organizations for in-depth monitoring each year. Results of the monitoring are documented in HUD-provided HOME Monitoring checklists and reviewed with staff of the city/town. Any findings are discussed and a course of action is developed to resolve the problem going forward.

HOME Program Income Expenditures in IDIS in FY23

Project Number	Project Name	Invoice Amount
HM18-06C	Newton: Golda Meir House Expansion- 2Life	\$18,102.40
HM20-7BF	Waltham TBRA: 71 Westland Avenue, Unit G-3	\$3,306.00
HM21-7B08	Waltham TBRA: 27 Middlesex Circle #1	\$743.00
HM21-7B09	Waltham TBRA: 99 Moody Street #2	\$839.00
HM21-7BA	Waltham TBRA: 90 Bacon Street #1	\$8,982.00
HM21-7BB	Waltham TBRA: 109 Trapelo Road #1	\$2,176.00
HM21-9C16	Framingham SDAP: 266 Waverly St. #313	\$1,973.00
HM21-9CD	Framingham TBRA Program	\$23,231.72
HM21-9CE	Framingham TBRA: 34 Salem End Road #16B	\$2,128.00
HM21-9CF	Framingham TBRA: 1610 Worcester Road #147	\$2,506.00
HM21-9CG	Framingham SDAP: 16 Nathan Pratt Drive #201	\$5,541.00
HM21-9CK	Framingham TBRA: 400 Village St. Apt. C	\$7,289.00
HM22-14B3	Wayland TBRA Program	\$2,199.00
HM22-14B4	Wayland TBRA Program	\$1,651.00
HM22-1B3	Bedford TBRA: 20 Bedford, Unit G	\$1,952.00
HM22-7B01	Waltham TBRA: 26 Middlesex Circle #4	\$3,080.00
HM22-7B02	Waltham TBRA: 49C Harvard Street	\$4,155.00
HM22-7B03	Waltham TBRA: 28 Middlesex Circle #20	\$2,823.00
HM22-7B04	Waltham TBRA: 3112 Stearns Hill Rd	\$4,038.00
HM22-7B05	Waltham TBRA: 86 Wood Street	\$4,222.00
HM22-7BA	Waltham TBRA: 50 Walnut Street #1	\$19,435.00
HM22-7BE	Waltham TBRA: 71 Westland Ave. #3G	\$1,643.80
HM22-9C07	Framingham SDAP: 6 Woodview Way, #B12	\$500.00
HM22-9C09	Framingham SDAP: 204 Arthur St.	\$3,100.00
HM22-9C10	Framingham SDAP: 8B Beaver Terrace Circle	\$545.00
HM22-9C11	Framingham SDAP: 71 Clifton St. Apt. 1	\$3,150.00
HM22-9C12	Framingham SDAP: 3303 Jefferson Place	\$2,095.00
HM22-9C13	Framingham SDAP: 61 Fountain St. Apt. 516	\$1,643.00
HM22-9C15	Framingham SDAP: 1559 Concord St. #D103	\$860.45
HM22-9C16	Framingham TBRA: 56B Beaver Park Road	\$3,800.00
HM22-9C17	Framingham SDAP: 14 Temple Street #307	\$1,265.00
HM22-9C18	Framingham TBRA: 34A Second St	\$1,460.00
HM22-9C19	Framingham TBRA: 27 Cherry Road	\$1,054.00
HM22-9CD	Framingham TBRA: 242 South Broadway	\$17,172.00
HM22-9CE	Framingham TBRA: 1612 Worcester Road #A106	\$7,424.42
HM22-9CI	Framingham TBRA: 740 Farm Road, Unit 101	\$10,363.00
HM22-9CJ	Framingham TBRA: 64 Grove Street #2	\$10,531.00
HM22-9CL	Framingham TBRA Program: 18 Thayer St	\$5,224.14
HM23-9C03	Framingham SDAP: 1640 Worcester Road, D429	\$2,426.00
HM23-9C04	Framingham SDAP: 54 Union Ave. #314	\$4,550.00
HM23-9C05	Framingham SDAP: 828 Waverly Street #1	\$3,030.00
TOTALS		\$202,208.93

U.S. DEPARTMENT OF HOUSING AND
 URBAN DEVELOPMENT
 OFFICE OF COMMUNITY PLANNING AND
 DEVELOPMENT
 PR01 - HUD Grants and Program Income

DATE: 7/28/2023
 TIME: 11:14:06 AM
 PAGE: 1/24

IDIS

Program	Fund Type	Grantee Name	Grantee State Code	Grant Year	Grant Number	Authorized Amount
CDBG	EN	NEWTON	MA	1989	B89MC250019	\$1,842,000.00
				1990	B90MC250019	\$1,751,000.00
				1991	B91MC250019	\$1,951,000.00
				1992	B92MC250019	\$2,041,000.00
				1993	B93MC250019	\$2,286,000.00
				1994	B94MC250019	\$2,519,000.00
				1995	B95MC250019	\$2,803,000.00
				1996	B96MC250019	\$2,663,000.00
				1997	B97MC250019	\$2,595,000.00
				1998	B98MC250019	\$2,627,000.00
				1999	B99MC250019	\$2,643,000.00
				2000	B00MC250019	\$2,631,000.00
				2001	B01MC250019	\$2,725,000.00
				2002	B02MC250019	\$2,663,000.00
				2003	B03MC250019	\$2,736,000.00
				2004	B04MC250019	\$2,700,000.00
				2005	B05MC250019	\$2,543,897.00
				2006	B06MC250019	\$2,297,155.00
				2007	B07MC250019	\$2,303,834.00
				2008	B08MC250019	\$2,223,223.00
				2009	B09MC250019	\$2,250,790.00
				2010	B10MC250019	\$2,458,367.00
2011	B11MC250019	\$2,027,611.00				
2012	B12MC250019	\$1,686,582.00				
2013	B13MC250019	\$1,762,730.00				
2014	B14MC250019	\$1,789,510.00				
2015	B15MC250019	\$1,768,620.00				
2016	B16MC250019	\$1,742,529.00				
2017	B17MC250019	\$1,735,805.00				
2018	B18MC250019	\$1,918,213.00				
2019	B19MC250019	\$1,908,942.00				
2020	B20MC250019	\$1,931,019.00				
2021	B21MC250019	\$1,963,572.00				
2022	B22MC250019	\$1,870,395.00				
		NEWTON Subtotal:				\$75,358,794.00
		EN Subtotal:				\$75,358,794.00
SF	NEWTON	MA	1998	B98MC250019	\$24,971.52	
			1999	B99MC250019	\$26,870.28	
			2000	B00MC250019	\$25,361.22	
			2001	B01MC250019	\$29,020.35	
			2002	B02MC250019	\$27,312.06	
			2003	B03MC250019	\$21,346.76	
			2004	B04MC250019	\$30,442.44	
			2005	B05MC250019	\$35,744.42	
			2006	B06MC250019	\$23,655.33	
			2007	B07MC250019	\$5,190.10	
2008	B08MC250019	\$0.00				
		NEWTON Subtotal:				\$249,914.48
		SF Subtotal:				\$249,914.48
RL	NEWTON	MA	1997	B97MC250019	\$6,242.71	
			1998	B98MC250019	\$50,664.64	

U.S. DEPARTMENT OF HOUSING AND
 URBAN DEVELOPMENT
 OFFICE OF COMMUNITY PLANNING AND
 DEVELOPMENT
 PR01 - HUD Grants and Program Income

DATE: 7/28/2023
 TIME: 11:14:06 AM
 PAGE: 2/24

IDIS

Program	Fund Type	Grantee Name	Grantee State Code	Grant Year	Grant Number	Suballocated Amount
CDBG	EN	NEWTON	MA	1989	B89MC250019	\$0.00
				1990	B90MC250019	\$0.00
				1991	B91MC250019	\$0.00
				1992	B92MC250019	\$0.00
				1993	B93MC250019	\$0.00
				1994	B94MC250019	\$0.00
				1995	B95MC250019	\$0.00
				1996	B96MC250019	\$0.00
				1997	B97MC250019	\$0.00
				1998	B98MC250019	\$0.00
				1999	B99MC250019	\$0.00
				2000	B00MC250019	\$0.00
				2001	B01MC250019	\$0.00
				2002	B02MC250019	\$0.00
				2003	B03MC250019	\$0.00
				2004	B04MC250019	\$0.00
				2005	B05MC250019	\$0.00
				2006	B06MC250019	\$0.00
				2007	B07MC250019	\$0.00
				2008	B08MC250019	\$0.00
				2009	B09MC250019	\$0.00
				2010	B10MC250019	\$0.00
				2011	B11MC250019	\$0.00
				2012	B12MC250019	\$0.00
				2013	B13MC250019	\$0.00
				2014	B14MC250019	\$0.00
				2015	B15MC250019	\$0.00
				2016	B16MC250019	\$0.00
				2017	B17MC250019	\$0.00
				2018	B18MC250019	\$0.00
				2019	B19MC250019	\$0.00
				2020	B20MC250019	\$0.00
				2021	B21MC250019	\$0.00
				2022	B22MC250019	\$0.00
				NEWTON Subtotal:		\$0.00
		EN Subtotal:				\$0.00
SF	NEWTON	MA	1998	B98MC250019	\$0.00	
			1999	B99MC250019	\$0.00	
			2000	B00MC250019	\$0.00	
			2001	B01MC250019	\$0.00	
			2002	B02MC250019	\$0.00	
			2003	B03MC250019	\$0.00	
			2004	B04MC250019	\$0.00	
			2005	B05MC250019	\$0.00	
			2006	B06MC250019	\$0.00	
			2007	B07MC250019	\$0.00	
			2008	B08MC250019	\$0.00	
				NEWTON Subtotal:		\$0.00
		SF Subtotal:				\$0.00
RL	NEWTON	MA	1997	B97MC250019	\$0.00	
			1998	B98MC250019	\$0.00	

U.S. DEPARTMENT OF HOUSING AND
 URBAN DEVELOPMENT
 OFFICE OF COMMUNITY PLANNING AND
 DEVELOPMENT
 PR01 - HUD Grants and Program Income

DATE: 7/28/2023
 TIME: 11:14:06 AM
 PAGE: 3/24

IDIS

Program	Fund Type	Grantee Name	Grantee State Code	Grant Year	Grant Number	Amount Committed to Activities
CDBG	EN	NEWTON	MA	1989	B89MC250019	\$1,842,000.00
				1990	B90MC250019	\$1,751,000.00
				1991	B91MC250019	\$1,951,000.00
				1992	B92MC250019	\$2,041,000.00
				1993	B93MC250019	\$2,286,000.00
				1994	B94MC250019	\$2,519,000.00
				1995	B95MC250019	\$2,803,000.00
				1996	B96MC250019	\$2,663,000.00
				1997	B97MC250019	\$2,595,000.00
				1998	B98MC250019	\$2,627,000.00
				1999	B99MC250019	\$2,643,000.00
				2000	B00MC250019	\$2,631,000.00
				2001	B01MC250019	\$2,725,000.00
				2002	B02MC250019	\$2,663,000.00
				2003	B03MC250019	\$2,736,000.00
				2004	B04MC250019	\$2,700,000.00
				2005	B05MC250019	\$2,543,897.00
				2006	B06MC250019	\$2,297,155.00
				2007	B07MC250019	\$2,303,834.00
				2008	B08MC250019	\$2,223,223.00
				2009	B09MC250019	\$2,250,790.00
				2010	B10MC250019	\$2,458,367.00
2011	B11MC250019	\$2,027,611.00				
2012	B12MC250019	\$1,686,582.00				
2013	B13MC250019	\$1,762,730.00				
2014	B14MC250019	\$1,789,510.00				
2015	B15MC250019	\$1,768,620.00				
2016	B16MC250019	\$1,742,529.00				
2017	B17MC250019	\$1,735,805.00				
2018	B18MC250019	\$1,918,213.00				
2019	B19MC250019	\$1,908,942.00				
2020	B20MC250019	\$1,931,019.00				
2021	B21MC250019	\$1,963,572.00				
2022	B22MC250019	\$1,870,395.00				
		NEWTON Subtotal:				\$75,358,794.00
		EN Subtotal:				\$75,358,794.00
SF	NEWTON	MA	1998	B98MC250019	\$24,971.52	
			1999	B99MC250019	\$26,870.28	
			2000	B00MC250019	\$25,361.22	
			2001	B01MC250019	\$29,020.35	
			2002	B02MC250019	\$27,312.06	
			2003	B03MC250019	\$21,346.76	
			2004	B04MC250019	\$30,442.44	
			2005	B05MC250019	\$35,744.42	
			2006	B06MC250019	\$23,655.33	
			2007	B07MC250019	\$5,190.10	
2008	B08MC250019	\$0.00				
		NEWTON Subtotal:				\$249,914.48
		SF Subtotal:				\$249,914.48
RL	NEWTON	MA	1997	B97MC250019	\$6,242.71	
			1998	B98MC250019	\$50,664.64	

U.S. DEPARTMENT OF HOUSING AND
 URBAN DEVELOPMENT
 OFFICE OF COMMUNITY PLANNING AND
 DEVELOPMENT
 PR01 - HUD Grants and Program Income

DATE: 7/28/2023
 TIME: 11:14:06 AM
 PAGE: 4/24

IDIS

Program	Fund Type	Grantee Name	Grantee State Code	Grant Year	Grant Number	Net Drawn Amount
CDBG	EN	NEWTON	MA	1989	B89MC250019	\$1,842,000.00
				1990	B90MC250019	\$1,751,000.00
				1991	B91MC250019	\$1,951,000.00
				1992	B92MC250019	\$2,041,000.00
				1993	B93MC250019	\$2,286,000.00
				1994	B94MC250019	\$2,519,000.00
				1995	B95MC250019	\$2,803,000.00
				1996	B96MC250019	\$2,663,000.00
				1997	B97MC250019	\$2,595,000.00
				1998	B98MC250019	\$2,627,000.00
				1999	B99MC250019	\$2,643,000.00
				2000	B00MC250019	\$2,631,000.00
				2001	B01MC250019	\$2,725,000.00
				2002	B02MC250019	\$2,663,000.00
				2003	B03MC250019	\$2,736,000.00
				2004	B04MC250019	\$2,700,000.00
				2005	B05MC250019	\$2,543,897.00
				2006	B06MC250019	\$2,297,155.00
				2007	B07MC250019	\$2,303,834.00
				2008	B08MC250019	\$2,223,223.00
				2009	B09MC250019	\$2,250,790.00
				2010	B10MC250019	\$2,458,367.00
2011	B11MC250019	\$2,027,611.00				
2012	B12MC250019	\$1,686,582.00				
2013	B13MC250019	\$1,762,730.00				
2014	B14MC250019	\$1,789,510.00				
2015	B15MC250019	\$1,768,620.00				
2016	B16MC250019	\$1,742,529.00				
2017	B17MC250019	\$1,735,805.00				
2018	B18MC250019	\$1,918,213.00				
2019	B19MC250019	\$1,731,840.96				
2020	B20MC250019	\$1,643,063.12				
2021	B21MC250019	\$1,043,111.88				
2022	B22MC250019	\$782,482.38				
		NEWTON Subtotal:				\$72,885,364.34
		EN Subtotal:				\$72,885,364.34
SF	NEWTON	MA	1998	B98MC250019	\$24,971.52	
			1999	B99MC250019	\$26,870.28	
			2000	B00MC250019	\$25,361.22	
			2001	B01MC250019	\$29,020.35	
			2002	B02MC250019	\$27,312.06	
			2003	B03MC250019	\$21,346.76	
			2004	B04MC250019	\$30,442.44	
			2005	B05MC250019	\$35,744.42	
			2006	B06MC250019	\$23,655.33	
			2007	B07MC250019	\$5,190.10	
2008	B08MC250019	\$0.00				
		NEWTON Subtotal:				\$249,914.48
		SF Subtotal:				\$249,914.48
RL	NEWTON	MA	1997	B97MC250019	\$6,242.71	
			1998	B98MC250019	\$50,664.64	

U.S. DEPARTMENT OF HOUSING AND
 URBAN DEVELOPMENT
 OFFICE OF COMMUNITY PLANNING AND
 DEVELOPMENT
 PR01 - HUD Grants and Program Income

DATE: 7/28/2023
 TIME: 11:14:06 AM
 PAGE: 5/24

IDIS

Program	Fund Type	Grantee Name	Grantee State Code	Grant Year	Grant Number	FY YTD Net Draw Amount
CDBG	EN	NEWTON	MA	1989	B89MC250019	\$0.00
				1990	B90MC250019	\$0.00
				1991	B91MC250019	\$0.00
				1992	B92MC250019	\$0.00
				1993	B93MC250019	\$0.00
				1994	B94MC250019	\$0.00
				1995	B95MC250019	\$0.00
				1996	B96MC250019	\$0.00
				1997	B97MC250019	\$0.00
				1998	B98MC250019	\$0.00
				1999	B99MC250019	\$0.00
				2000	B00MC250019	\$0.00
				2001	B01MC250019	\$0.00
				2002	B02MC250019	\$0.00
				2003	B03MC250019	\$0.00
				2004	B04MC250019	\$0.00
				2005	B05MC250019	\$0.00
				2006	B06MC250019	\$0.00
				2007	B07MC250019	\$0.00
				2008	B08MC250019	\$0.00
				2009	B09MC250019	\$0.00
				2010	B10MC250019	\$0.00
				2011	B11MC250019	\$0.00
				2012	B12MC250019	\$0.00
				2013	B13MC250019	\$0.00
				2014	B14MC250019	\$0.00
				2015	B15MC250019	\$0.00
				2016	B16MC250019	\$0.00
				2017	B17MC250019	\$0.00
				2018	B18MC250019	\$238,196.18
				2019	B19MC250019	\$68,266.47
				2020	B20MC250019	\$388,644.68
				2021	B21MC250019	\$196,519.98
				2022	B22MC250019	\$782,482.38
NEWTON Subtotal:						\$1,674,109.69
EN Subtotal:						\$1,674,109.69
SF	NEWTON	MA	1998	B98MC250019	\$0.00	
			1999	B99MC250019	\$0.00	
			2000	B00MC250019	\$0.00	
			2001	B01MC250019	\$0.00	
			2002	B02MC250019	\$0.00	
			2003	B03MC250019	\$0.00	
			2004	B04MC250019	\$0.00	
			2005	B05MC250019	\$0.00	
			2006	B06MC250019	\$0.00	
			2007	B07MC250019	\$0.00	
			2008	B08MC250019	\$0.00	
NEWTON Subtotal:						\$0.00
SF Subtotal:						\$0.00
RL	NEWTON	MA	1997	B97MC250019	\$0.00	
			1998	B98MC250019	\$0.00	

U.S. DEPARTMENT OF HOUSING AND
 URBAN DEVELOPMENT
 OFFICE OF COMMUNITY PLANNING AND
 DEVELOPMENT
 PR01 - HUD Grants and Program Income

DATE: 7/28/2023
 TIME: 11:14:06 AM
 PAGE: 6/24

IDIS

Program	Fund Type	Grantee Name	Grantee State Code	Grant Year	Grant Number	Available to Commit
CDBG	EN	NEWTON	MA	1989	B89MC250019	\$0.00
				1990	B90MC250019	\$0.00
				1991	B91MC250019	\$0.00
				1992	B92MC250019	\$0.00
				1993	B93MC250019	\$0.00
				1994	B94MC250019	\$0.00
				1995	B95MC250019	\$0.00
				1996	B96MC250019	\$0.00
				1997	B97MC250019	\$0.00
				1998	B98MC250019	\$0.00
				1999	B99MC250019	\$0.00
				2000	B00MC250019	\$0.00
				2001	B01MC250019	\$0.00
				2002	B02MC250019	\$0.00
				2003	B03MC250019	\$0.00
				2004	B04MC250019	\$0.00
				2005	B05MC250019	\$0.00
				2006	B06MC250019	\$0.00
				2007	B07MC250019	\$0.00
				2008	B08MC250019	\$0.00
				2009	B09MC250019	\$0.00
				2010	B10MC250019	\$0.00
				2011	B11MC250019	\$0.00
				2012	B12MC250019	\$0.00
				2013	B13MC250019	\$0.00
				2014	B14MC250019	\$0.00
				2015	B15MC250019	\$0.00
				2016	B16MC250019	\$0.00
				2017	B17MC250019	\$0.00
				2018	B18MC250019	\$0.00
				2019	B19MC250019	\$0.00
				2020	B20MC250019	\$0.00
				2021	B21MC250019	\$0.00
				2022	B22MC250019	\$0.00
		NEWTON Subtotal:				\$0.00
		EN Subtotal:				\$0.00
SF	NEWTON	MA	1998	B98MC250019	\$0.00	
			1999	B99MC250019	\$0.00	
			2000	B00MC250019	\$0.00	
			2001	B01MC250019	\$0.00	
			2002	B02MC250019	\$0.00	
			2003	B03MC250019	\$0.00	
			2004	B04MC250019	\$0.00	
			2005	B05MC250019	\$0.00	
			2006	B06MC250019	\$0.00	
			2007	B07MC250019	\$0.00	
			2008	B08MC250019	\$0.00	
		NEWTON Subtotal:			\$0.00	
		SF Subtotal:			\$0.00	
RL	NEWTON	MA	1997	B97MC250019	\$0.00	
			1998	B98MC250019	\$0.00	

U.S. DEPARTMENT OF HOUSING AND
 URBAN DEVELOPMENT
 OFFICE OF COMMUNITY PLANNING AND
 DEVELOPMENT
 PR01 - HUD Grants and Program Income

DATE: 7/28/2023
 TIME: 11:14:06 AM
 PAGE: 7/24

IDIS

Program	Fund Type	Grantee Name	Grantee State Code	Grant Year	Grant Number	Available to Draw
CDBG	EN	NEWTON	MA	1989	B89MC250019	\$0.00
				1990	B90MC250019	\$0.00
				1991	B91MC250019	\$0.00
				1992	B92MC250019	\$0.00
				1993	B93MC250019	\$0.00
				1994	B94MC250019	\$0.00
				1995	B95MC250019	\$0.00
				1996	B96MC250019	\$0.00
				1997	B97MC250019	\$0.00
				1998	B98MC250019	\$0.00
				1999	B99MC250019	\$0.00
				2000	B00MC250019	\$0.00
				2001	B01MC250019	\$0.00
				2002	B02MC250019	\$0.00
				2003	B03MC250019	\$0.00
				2004	B04MC250019	\$0.00
				2005	B05MC250019	\$0.00
				2006	B06MC250019	\$0.00
				2007	B07MC250019	\$0.00
				2008	B08MC250019	\$0.00
				2009	B09MC250019	\$0.00
				2010	B10MC250019	\$0.00
				2011	B11MC250019	\$0.00
				2012	B12MC250019	\$0.00
				2013	B13MC250019	\$0.00
				2014	B14MC250019	\$0.00
				2015	B15MC250019	\$0.00
				2016	B16MC250019	\$0.00
				2017	B17MC250019	\$0.00
				2018	B18MC250019	\$0.00
				2019	B19MC250019	\$177,101.04
				2020	B20MC250019	\$287,955.88
				2021	B21MC250019	\$920,460.12
				2022	B22MC250019	\$1,087,912.62
		NEWTON Subtotal:				\$2,473,429.66
		EN Subtotal:				\$2,473,429.66
SF	NEWTON	MA	1998	B98MC250019	\$0.00	
			1999	B99MC250019	\$0.00	
			2000	B00MC250019	\$0.00	
			2001	B01MC250019	\$0.00	
			2002	B02MC250019	\$0.00	
			2003	B03MC250019	\$0.00	
			2004	B04MC250019	\$0.00	
			2005	B05MC250019	\$0.00	
			2006	B06MC250019	\$0.00	
			2007	B07MC250019	\$0.00	
			2008	B08MC250019	\$0.00	
		NEWTON Subtotal:			\$0.00	
		SF Subtotal:			\$0.00	
RL	NEWTON	MA	1997	B97MC250019	\$0.00	
			1998	B98MC250019	\$0.00	

U.S. DEPARTMENT OF HOUSING AND
 URBAN DEVELOPMENT
 OFFICE OF COMMUNITY PLANNING AND
 DEVELOPMENT
 PR01 - HUD Grants and Program Income

DATE: 7/28/2023
 TIME: 11:14:06 AM
 PAGE: 8/24

IDIS

Program	Fund Type	Grantee Name	Grantee State Code	Grant Year	Grant Number	Recapture Amount
CDBG	EN	NEWTON	MA	1989	B89MC250019	\$0.00
				1990	B90MC250019	\$0.00
				1991	B91MC250019	\$0.00
				1992	B92MC250019	\$0.00
				1993	B93MC250019	\$0.00
				1994	B94MC250019	\$0.00
				1995	B95MC250019	\$0.00
				1996	B96MC250019	\$0.00
				1997	B97MC250019	\$0.00
				1998	B98MC250019	\$0.00
				1999	B99MC250019	\$0.00
				2000	B00MC250019	\$0.00
				2001	B01MC250019	\$0.00
				2002	B02MC250019	\$0.00
				2003	B03MC250019	\$0.00
				2004	B04MC250019	\$0.00
				2005	B05MC250019	\$0.00
				2006	B06MC250019	\$0.00
				2007	B07MC250019	\$0.00
				2008	B08MC250019	\$0.00
				2009	B09MC250019	\$0.00
				2010	B10MC250019	\$0.00
				2011	B11MC250019	\$0.00
				2012	B12MC250019	\$0.00
				2013	B13MC250019	\$0.00
				2014	B14MC250019	\$0.00
				2015	B15MC250019	\$0.00
				2016	B16MC250019	\$0.00
				2017	B17MC250019	\$0.00
				2018	B18MC250019	\$0.00
				2019	B19MC250019	\$0.00
				2020	B20MC250019	\$0.00
				2021	B21MC250019	\$0.00
				2022	B22MC250019	\$0.00
				NEWTON Subtotal:		\$0.00
		EN Subtotal:				\$0.00
SF	NEWTON	MA	1998	B98MC250019	\$0.00	
			1999	B99MC250019	\$0.00	
			2000	B00MC250019	\$0.00	
			2001	B01MC250019	\$0.00	
			2002	B02MC250019	\$0.00	
			2003	B03MC250019	\$0.00	
			2004	B04MC250019	\$0.00	
			2005	B05MC250019	\$0.00	
			2006	B06MC250019	\$0.00	
			2007	B07MC250019	\$0.00	
			2008	B08MC250019	\$0.00	
				NEWTON Subtotal:		\$0.00
		SF Subtotal:				\$0.00
RL	NEWTON	MA	1997	B97MC250019	\$0.00	
			1998	B98MC250019	\$0.00	

U.S. DEPARTMENT OF HOUSING AND
 URBAN DEVELOPMENT
 OFFICE OF COMMUNITY PLANNING AND
 DEVELOPMENT
 PR01 - HUD Grants and Program Income

DATE: 7/28/2023
 TIME: 11:14:06 AM
 PAGE: 9/24

IDIS

Program	Fund Type	Grantee Name	Grantee State Code	Grant Year	Grant Number	Authorized Amount
CDBG	RL	NEWTON	MA	1999	B99MC250019	\$615,402.30
				2000	B00MC250019	\$302,557.27
				2001	B01MC250019	\$517,820.09
				2002	B02MC250019	\$528,896.02
				2003	B03MC250019	\$499,539.33
				2004	B04MC250019	\$401,527.33
				2005	B05MC250019	\$213,833.00
				2006	B06MC250019	\$215,938.11
				2007	B07MC250019	\$369,522.31
				2008	B08MC250019	\$105,600.31
				2009	B09MC250019	\$217,214.57
				2010	B10MC250019	\$122,476.51
				2011	B11MC250019	\$191,203.22
				2012	B12MC250019	\$155,242.17
				2013	B13MC250019	\$275,712.06
				2014	B14MC250019	\$115,358.60
				2015	B15MC250019	\$251,670.04
					B16MC250019	\$0.00
		NEWTON Subtotal:				\$5,156,420.59
		RL Subtotal:				\$5,156,420.59
PI	NEWTON	MA	1994	B94MC250019	\$579.73	
			1997	B97MC250019	\$284,130.74	
			1998	B98MC250019	\$281,467.33	
			1999	B99MC250019	\$120,965.80	
			2000	B00MC250019	\$37,393.77	
			2001	B01MC250019	\$250,919.42	
			2002	B02MC250019	\$97,880.80	
			2003	B03MC250019	\$104,853.09	
			2004	B04MC250019	\$181,698.64	
			2005	B05MC250019	\$48,512.51	
			2006	B06MC250019	\$99,676.60	
			2007	B07MC250019	\$68,267.39	
			2008	B08MC250019	\$91,033.29	
			2009	B09MC250019	\$38,331.97	
			2010	B10MC250019	\$21,613.52	
			2011	B11MC250019	\$33,741.73	
			2012	B12MC250019	\$29,302.44	
			2013	B13MC250019	\$148,460.32	
			2014	B14MC250019	\$62,116.14	
			2015	B15MC250019	\$135,514.60	
			2016	B16MC250019	\$148,789.14	
			2017	B17MC250019	\$264,062.49	
2018	B18MC250019	\$203,022.69				
2019	B19MC250019	\$103,185.41				
2020	B20MC250019	\$55,724.16				
2021	B21MC250019	\$63,993.46				
2022	B22MC250019	\$286,877.91				
		NEWTON Subtotal:				\$3,262,115.09
		PI Subtotal:				\$3,262,115.09
LA	NEWTON	MA	2016	B16MC250019	\$14,972.34	
					NEWTON Subtotal:	

U.S. DEPARTMENT OF HOUSING AND
 URBAN DEVELOPMENT
 OFFICE OF COMMUNITY PLANNING AND
 DEVELOPMENT
 PR01 - HUD Grants and Program Income

DATE: 7/28/2023
 TIME: 11:14:06 AM
 PAGE: 10/24

IDIS

Program	Fund Type	Grantee Name	Grantee State Code	Grant Year	Grant Number	Suballocated Amount
CDBG	RL	NEWTON	MA	1999	B99MC250019	\$0.00
				2000	B00MC250019	\$0.00
				2001	B01MC250019	\$0.00
				2002	B02MC250019	\$0.00
				2003	B03MC250019	\$0.00
				2004	B04MC250019	\$0.00
				2005	B05MC250019	\$0.00
				2006	B06MC250019	\$0.00
				2007	B07MC250019	\$0.00
				2008	B08MC250019	\$0.00
				2009	B09MC250019	\$0.00
				2010	B10MC250019	\$0.00
				2011	B11MC250019	\$0.00
				2012	B12MC250019	\$0.00
				2013	B13MC250019	\$0.00
				2014	B14MC250019	\$0.00
				2015	B15MC250019	\$0.00
2016	B16MC250019	\$0.00				
				NEWTON Subtotal:		\$0.00
		RL Subtotal:				\$0.00
PI		NEWTON	MA	1994	B94MC250019	\$0.00
				1997	B97MC250019	\$0.00
				1998	B98MC250019	\$0.00
				1999	B99MC250019	\$0.00
				2000	B00MC250019	\$0.00
				2001	B01MC250019	\$0.00
				2002	B02MC250019	\$0.00
				2003	B03MC250019	\$0.00
				2004	B04MC250019	\$0.00
				2005	B05MC250019	\$0.00
				2006	B06MC250019	\$0.00
				2007	B07MC250019	\$0.00
				2008	B08MC250019	\$0.00
				2009	B09MC250019	\$0.00
				2010	B10MC250019	\$0.00
				2011	B11MC250019	\$0.00
				2012	B12MC250019	\$0.00
				2013	B13MC250019	\$0.00
				2014	B14MC250019	\$0.00
				2015	B15MC250019	\$0.00
				2016	B16MC250019	\$0.00
				2017	B17MC250019	\$0.00
2018	B18MC250019	\$0.00				
2019	B19MC250019	\$0.00				
2020	B20MC250019	\$0.00				
2021	B21MC250019	\$0.00				
2022	B22MC250019	\$0.00				
				NEWTON Subtotal:		\$0.00
		PI Subtotal:				\$0.00
LA		NEWTON	MA	2016	B16MC250019	\$0.00
						NEWTON Subtotal:

U.S. DEPARTMENT OF HOUSING AND
URBAN DEVELOPMENT
OFFICE OF COMMUNITY PLANNING AND
DEVELOPMENT
PR01 - HUD Grants and Program Income

DATE: 7/28/2023
TIME: 11:14:06 AM
PAGE: 11/24

IDIS

Program	Fund Type	Grantee Name	Grantee State Code	Grant Year	Grant Number	Amount Committed to Activities
CDBG	RL	NEWTON	MA	1999	B99MC250019	\$615,402.30
				2000	B00MC250019	\$302,557.27
				2001	B01MC250019	\$517,820.09
				2002	B02MC250019	\$528,896.02
				2003	B03MC250019	\$499,539.33
				2004	B04MC250019	\$401,527.33
				2005	B05MC250019	\$213,833.00
				2006	B06MC250019	\$215,938.11
				2007	B07MC250019	\$369,522.31
				2008	B08MC250019	\$105,600.31
				2009	B09MC250019	\$217,214.57
				2010	B10MC250019	\$122,476.51
				2011	B11MC250019	\$191,203.22
				2012	B12MC250019	\$155,242.17
				2013	B13MC250019	\$275,712.06
				2014	B14MC250019	\$115,358.60
				2015	B15MC250019	\$251,670.04
					2016	B16MC250019
		NEWTON Subtotal:				\$5,156,420.59
		RL Subtotal:				\$5,156,420.59
PI	NEWTON	MA	1994	B94MC250019	\$579.73	
			1997	B97MC250019	\$284,130.74	
			1998	B98MC250019	\$281,467.33	
			1999	B99MC250019	\$120,965.80	
			2000	B00MC250019	\$37,393.77	
			2001	B01MC250019	\$250,919.42	
			2002	B02MC250019	\$97,880.80	
			2003	B03MC250019	\$104,853.09	
			2004	B04MC250019	\$181,698.64	
			2005	B05MC250019	\$48,512.51	
			2006	B06MC250019	\$99,676.60	
			2007	B07MC250019	\$68,267.39	
			2008	B08MC250019	\$91,033.29	
			2009	B09MC250019	\$38,331.97	
			2010	B10MC250019	\$21,613.52	
			2011	B11MC250019	\$33,741.73	
			2012	B12MC250019	\$29,302.44	
			2013	B13MC250019	\$148,460.32	
			2014	B14MC250019	\$62,116.14	
			2015	B15MC250019	\$135,514.60	
			2016	B16MC250019	\$148,789.14	
			2017	B17MC250019	\$264,062.49	
2018	B18MC250019	\$203,022.69				
2019	B19MC250019	\$103,185.41				
2020	B20MC250019	\$55,724.16				
2021	B21MC250019	\$63,993.46				
2022	B22MC250019	\$286,877.91				
		NEWTON Subtotal:				\$3,262,115.09
		PI Subtotal:				\$3,262,115.09
LA	NEWTON	MA	2016	B16MC250019	\$14,972.34	
				NEWTON Subtotal:		

U.S. DEPARTMENT OF HOUSING AND
 URBAN DEVELOPMENT
 OFFICE OF COMMUNITY PLANNING AND
 DEVELOPMENT
 PR01 - HUD Grants and Program Income

DATE: 7/28/2023
 TIME: 11:14:06 AM
 PAGE: 12/24

IDIS

Program	Fund Type	Grantee Name	Grantee State Code	Grant Year	Grant Number	Net Drawn Amount
CDBG	RL	NEWTON	MA	1999	B99MC250019	\$615,402.30
				2000	B00MC250019	\$302,557.27
				2001	B01MC250019	\$517,820.09
				2002	B02MC250019	\$528,896.02
				2003	B03MC250019	\$499,539.33
				2004	B04MC250019	\$401,527.33
				2005	B05MC250019	\$213,833.00
				2006	B06MC250019	\$215,938.11
				2007	B07MC250019	\$369,522.31
				2008	B08MC250019	\$105,600.31
				2009	B09MC250019	\$217,214.57
				2010	B10MC250019	\$122,476.51
				2011	B11MC250019	\$191,203.22
				2012	B12MC250019	\$155,242.17
				2013	B13MC250019	\$275,712.06
				2014	B14MC250019	\$115,358.60
				2015	B15MC250019	\$251,670.04
2016	B16MC250019	\$0.00				
		NEWTON Subtotal:				\$5,156,420.59
		RL Subtotal:				\$5,156,420.59
PI	NEWTON	MA	1994	B94MC250019	\$579.73	
			1997	B97MC250019	\$284,130.74	
			1998	B98MC250019	\$281,467.33	
			1999	B99MC250019	\$120,965.80	
			2000	B00MC250019	\$37,393.77	
			2001	B01MC250019	\$250,919.42	
			2002	B02MC250019	\$97,880.80	
			2003	B03MC250019	\$104,853.09	
			2004	B04MC250019	\$181,698.64	
			2005	B05MC250019	\$48,512.51	
			2006	B06MC250019	\$99,676.60	
			2007	B07MC250019	\$68,267.39	
			2008	B08MC250019	\$91,033.29	
			2009	B09MC250019	\$38,331.97	
			2010	B10MC250019	\$21,613.52	
			2011	B11MC250019	\$33,741.73	
			2012	B12MC250019	\$29,302.44	
			2013	B13MC250019	\$148,460.32	
			2014	B14MC250019	\$62,116.14	
			2015	B15MC250019	\$135,514.60	
			2016	B16MC250019	\$148,789.14	
			2017	B17MC250019	\$264,062.49	
2018	B18MC250019	\$203,022.69				
2019	B19MC250019	\$103,185.41				
2020	B20MC250019	\$55,724.16				
2021	B21MC250019	\$63,993.46				
2022	B22MC250019	\$48,826.20				
		NEWTON Subtotal:				\$3,024,063.38
		PI Subtotal:				\$3,024,063.38
LA	NEWTON	MA	2016	B16MC250019	\$14,972.34	
			NEWTON Subtotal:			\$14,972.34

U.S. DEPARTMENT OF HOUSING AND
 URBAN DEVELOPMENT
 OFFICE OF COMMUNITY PLANNING AND
 DEVELOPMENT
 PR01 - HUD Grants and Program Income

DATE: 7/28/2023
 TIME: 11:14:06 AM
 PAGE: 13/24

IDIS

Program	Fund Type	Grantee Name	Grantee State Code	Grant Year	Grant Number	FY YTD Net Draw Amount
CDBG	RL	NEWTON	MA	1999	B99MC250019	\$0.00
				2000	B00MC250019	\$0.00
				2001	B01MC250019	\$0.00
				2002	B02MC250019	\$0.00
				2003	B03MC250019	\$0.00
				2004	B04MC250019	\$0.00
				2005	B05MC250019	\$0.00
				2006	B06MC250019	\$0.00
				2007	B07MC250019	\$0.00
				2008	B08MC250019	\$0.00
				2009	B09MC250019	\$0.00
				2010	B10MC250019	\$0.00
				2011	B11MC250019	\$0.00
				2012	B12MC250019	\$0.00
				2013	B13MC250019	\$0.00
				2014	B14MC250019	\$0.00
				2015	B15MC250019	\$0.00
2016	B16MC250019	\$0.00				
				NEWTON Subtotal:		\$0.00
		RL Subtotal:				\$0.00
PI		NEWTON	MA	1994	B94MC250019	\$0.00
				1997	B97MC250019	\$0.00
				1998	B98MC250019	\$0.00
				1999	B99MC250019	\$0.00
				2000	B00MC250019	\$0.00
				2001	B01MC250019	\$0.00
				2002	B02MC250019	\$0.00
				2003	B03MC250019	\$0.00
				2004	B04MC250019	\$0.00
				2005	B05MC250019	\$0.00
				2006	B06MC250019	\$0.00
				2007	B07MC250019	\$0.00
				2008	B08MC250019	\$0.00
				2009	B09MC250019	\$0.00
				2010	B10MC250019	\$0.00
				2011	B11MC250019	\$0.00
				2012	B12MC250019	\$0.00
				2013	B13MC250019	\$0.00
				2014	B14MC250019	\$0.00
				2015	B15MC250019	\$0.00
				2016	B16MC250019	\$0.00
				2017	B17MC250019	\$0.00
2018	B18MC250019	\$0.00				
2019	B19MC250019	\$0.00				
2020	B20MC250019	\$0.00				
2021	B21MC250019	\$24,217.85				
2022	B22MC250019	\$48,826.20				
				NEWTON Subtotal:		\$73,044.05
		PI Subtotal:				\$73,044.05
LA		NEWTON	MA	2016	B16MC250019	\$0.00

U.S. DEPARTMENT OF HOUSING AND
 URBAN DEVELOPMENT
 OFFICE OF COMMUNITY PLANNING AND
 DEVELOPMENT
 PR01 - HUD Grants and Program Income

DATE: 7/28/2023
 TIME: 11:14:06 AM
 PAGE: 14/24

IDIS

Program	Fund Type	Grantee Name	Grantee State Code	Grant Year	Grant Number	Available to Commit
CDBG	RL	NEWTON	MA	1999	B99MC250019	\$0.00
				2000	B00MC250019	\$0.00
				2001	B01MC250019	\$0.00
				2002	B02MC250019	\$0.00
				2003	B03MC250019	\$0.00
				2004	B04MC250019	\$0.00
				2005	B05MC250019	\$0.00
				2006	B06MC250019	\$0.00
				2007	B07MC250019	\$0.00
				2008	B08MC250019	\$0.00
				2009	B09MC250019	\$0.00
				2010	B10MC250019	\$0.00
				2011	B11MC250019	\$0.00
				2012	B12MC250019	\$0.00
				2013	B13MC250019	\$0.00
				2014	B14MC250019	\$0.00
				2015	B15MC250019	\$0.00
2016	B16MC250019	\$0.00				
				NEWTON Subtotal:		\$0.00
		RL Subtotal:				\$0.00
PI		NEWTON	MA	1994	B94MC250019	\$0.00
				1997	B97MC250019	\$0.00
				1998	B98MC250019	\$0.00
				1999	B99MC250019	\$0.00
				2000	B00MC250019	\$0.00
				2001	B01MC250019	\$0.00
				2002	B02MC250019	\$0.00
				2003	B03MC250019	\$0.00
				2004	B04MC250019	\$0.00
				2005	B05MC250019	\$0.00
				2006	B06MC250019	\$0.00
				2007	B07MC250019	\$0.00
				2008	B08MC250019	\$0.00
				2009	B09MC250019	\$0.00
				2010	B10MC250019	\$0.00
				2011	B11MC250019	\$0.00
				2012	B12MC250019	\$0.00
2013	B13MC250019	\$0.00				
2014	B14MC250019	\$0.00				
2015	B15MC250019	\$0.00				
2016	B16MC250019	\$0.00				
2017	B17MC250019	\$0.00				
2018	B18MC250019	\$0.00				
2019	B19MC250019	\$0.00				
2020	B20MC250019	\$0.00				
2021	B21MC250019	\$0.00				
2022	B22MC250019	\$0.00				
				NEWTON Subtotal:		\$0.00
		PI Subtotal:				\$0.00
LA		NEWTON	MA	2016	B16MC250019	\$0.00
						NEWTON Subtotal:

U.S. DEPARTMENT OF HOUSING AND
 URBAN DEVELOPMENT
 OFFICE OF COMMUNITY PLANNING AND
 DEVELOPMENT
 PR01 - HUD Grants and Program Income

DATE: 7/28/2023
 TIME: 11:14:06 AM
 PAGE: 15/24

IDIS

Program	Fund Type	Grantee Name	Grantee State Code	Grant Year	Grant Number	Available to Draw
CDBG	RL	NEWTON	MA	1999	B99MC250019	\$0.00
				2000	B00MC250019	\$0.00
				2001	B01MC250019	\$0.00
				2002	B02MC250019	\$0.00
				2003	B03MC250019	\$0.00
				2004	B04MC250019	\$0.00
				2005	B05MC250019	\$0.00
				2006	B06MC250019	\$0.00
				2007	B07MC250019	\$0.00
				2008	B08MC250019	\$0.00
				2009	B09MC250019	\$0.00
				2010	B10MC250019	\$0.00
				2011	B11MC250019	\$0.00
				2012	B12MC250019	\$0.00
				2013	B13MC250019	\$0.00
				2014	B14MC250019	\$0.00
				2015	B15MC250019	\$0.00
			NEWTON Subtotal:			\$0.00
		RL Subtotal:				\$0.00
PI		NEWTON	MA	1994	B94MC250019	\$0.00
				1997	B97MC250019	\$0.00
				1998	B98MC250019	\$0.00
				1999	B99MC250019	\$0.00
				2000	B00MC250019	\$0.00
				2001	B01MC250019	\$0.00
				2002	B02MC250019	\$0.00
				2003	B03MC250019	\$0.00
				2004	B04MC250019	\$0.00
				2005	B05MC250019	\$0.00
				2006	B06MC250019	\$0.00
				2007	B07MC250019	\$0.00
				2008	B08MC250019	\$0.00
				2009	B09MC250019	\$0.00
				2010	B10MC250019	\$0.00
				2011	B11MC250019	\$0.00
				2012	B12MC250019	\$0.00
				2013	B13MC250019	\$0.00
				2014	B14MC250019	\$0.00
				2015	B15MC250019	\$0.00
				2016	B16MC250019	\$0.00
				2017	B17MC250019	\$0.00
2018	B18MC250019	\$0.00				
2019	B19MC250019	\$0.00				
2020	B20MC250019	\$0.00				
2021	B21MC250019	\$0.00				
2022	B22MC250019	\$238,051.71				
			NEWTON Subtotal:			\$238,051.71
		PI Subtotal:				\$238,051.71
LA		NEWTON	MA	2016	B16MC250019	\$0.00
				NEWTON Subtotal:		

U.S. DEPARTMENT OF HOUSING AND
 URBAN DEVELOPMENT
 OFFICE OF COMMUNITY PLANNING AND
 DEVELOPMENT
 PR01 - HUD Grants and Program Income

DATE: 7/28/2023
 TIME: 11:14:06 AM
 PAGE: 16/24

IDIS

Program	Fund Type	Grantee Name	Grantee State Code	Grant Year	Grant Number	Recapture Amount
CDBG	RL	NEWTON	MA	1999	B99MC250019	\$0.00
				2000	B00MC250019	\$0.00
				2001	B01MC250019	\$0.00
				2002	B02MC250019	\$0.00
				2003	B03MC250019	\$0.00
				2004	B04MC250019	\$0.00
				2005	B05MC250019	\$0.00
				2006	B06MC250019	\$0.00
				2007	B07MC250019	\$0.00
				2008	B08MC250019	\$0.00
				2009	B09MC250019	\$0.00
				2010	B10MC250019	\$0.00
				2011	B11MC250019	\$0.00
				2012	B12MC250019	\$0.00
				2013	B13MC250019	\$0.00
				2014	B14MC250019	\$0.00
				2015	B15MC250019	\$0.00
2016	B16MC250019	\$0.00				
			NEWTON Subtotal:			\$0.00
		RL Subtotal:				\$0.00
PI		NEWTON	MA	1994	B94MC250019	\$0.00
				1997	B97MC250019	\$0.00
				1998	B98MC250019	\$0.00
				1999	B99MC250019	\$0.00
				2000	B00MC250019	\$0.00
				2001	B01MC250019	\$0.00
				2002	B02MC250019	\$0.00
				2003	B03MC250019	\$0.00
				2004	B04MC250019	\$0.00
				2005	B05MC250019	\$0.00
				2006	B06MC250019	\$0.00
				2007	B07MC250019	\$0.00
				2008	B08MC250019	\$0.00
				2009	B09MC250019	\$0.00
				2010	B10MC250019	\$0.00
				2011	B11MC250019	\$0.00
				2012	B12MC250019	\$0.00
				2013	B13MC250019	\$0.00
				2014	B14MC250019	\$0.00
				2015	B15MC250019	\$0.00
				2016	B16MC250019	\$0.00
				2017	B17MC250019	\$0.00
2018	B18MC250019	\$0.00				
2019	B19MC250019	\$0.00				
2020	B20MC250019	\$0.00				
2021	B21MC250019	\$0.00				
2022	B22MC250019	\$0.00				
			NEWTON Subtotal:			\$0.00
		PI Subtotal:				\$0.00
LA		NEWTON	MA	2016	B16MC250019	\$0.00

U.S. DEPARTMENT OF HOUSING AND
 URBAN DEVELOPMENT
 OFFICE OF COMMUNITY PLANNING AND
 DEVELOPMENT
 PR01 - HUD Grants and Program Income

DATE: 7/28/2023
 TIME: 11:14:06 AM
 PAGE: 17/24

IDIS

Program	Fund Type	Grantee Name	Grantee State Code	Grant Year	Grant Number	Authorized Amount
CDBG	LA	LA Subtotal:				\$14,972.34
GRANTEE						\$84,042,216.50

U.S. DEPARTMENT OF HOUSING AND
 URBAN DEVELOPMENT
 OFFICE OF COMMUNITY PLANNING AND
 DEVELOPMENT
 PR01 - HUD Grants and Program Income

DATE: 7/28/2023
 TIME: 11:14:06 AM
 PAGE: 18/24

IDIS

Program	Fund Type	Grantee Name	Grantee State Code	Grant Year	Grant Number	Suballocated Amount
CDBG	LA	LA Subtotal:				\$0.00
GRANTEE						\$0.00

U.S. DEPARTMENT OF HOUSING AND
 URBAN DEVELOPMENT
 OFFICE OF COMMUNITY PLANNING AND
 DEVELOPMENT
 PR01 - HUD Grants and Program Income

DATE: 7/28/2023
 TIME: 11:14:06 AM
 PAGE: 19/24

IDIS

Program	Fund Type	Grantee Name	Grantee State Code	Grant Year	Grant Number	Amount Committed to Activities
CDBG	LA	LA Subtotal:				\$14,972.34
GRANTEE						\$84,042,216.50

U.S. DEPARTMENT OF HOUSING AND
 URBAN DEVELOPMENT
 OFFICE OF COMMUNITY PLANNING AND
 DEVELOPMENT
 PR01 - HUD Grants and Program Income

DATE: 7/28/2023
 TIME: 11:14:06 AM
 PAGE: 20/24

IDIS

Program	Fund Type	Grantee Name	Grantee State Code	Grant Year	Grant Number	Net Drawn Amount
CDBG	LA	LA Subtotal:				\$14,972.34
GRANTEE						\$81,330,735.13

U.S. DEPARTMENT OF HOUSING AND
 URBAN DEVELOPMENT
 OFFICE OF COMMUNITY PLANNING AND
 DEVELOPMENT
 PR01 - HUD Grants and Program Income

DATE: 7/28/2023
 TIME: 11:14:06 AM
 PAGE: 21/24

IDIS

Program	Fund Type	Grantee Name	Grantee State Code	Grant Year	Grant Number	FY YTD Net Draw Amount
CDBG	LA	LA Subtotal:				\$0.00
GRANTEE						\$1,747,153.74

U.S. DEPARTMENT OF HOUSING AND
 URBAN DEVELOPMENT
 OFFICE OF COMMUNITY PLANNING AND
 DEVELOPMENT
 PR01 - HUD Grants and Program Income

DATE: 7/28/2023
 TIME: 11:14:06 AM
 PAGE: 22/24

IDIS

Program	Fund Type	Grantee Name	Grantee State Code	Grant Year	Grant Number	Available to Commit
CDBG	LA	LA Subtotal:				\$0.00
GRANTEE						\$0.00

U.S. DEPARTMENT OF HOUSING AND
URBAN DEVELOPMENT
OFFICE OF COMMUNITY PLANNING AND
DEVELOPMENT
PR01 - HUD Grants and Program Income

DATE: 7/28/2023
TIME: 11:14:06 AM
PAGE: 23/24

IDIS

Program	Fund Type	Grantee Name	Grantee State Code	Grant Year	Grant Number	Available to Draw
CDBG	LA	LA Subtotal:				\$0.00
GRANTEE						\$2,711,481.37

U.S. DEPARTMENT OF HOUSING AND
 URBAN DEVELOPMENT
 OFFICE OF COMMUNITY PLANNING AND
 DEVELOPMENT
 PR01 - HUD Grants and Program Income

DATE: 7/28/2023
 TIME: 11:14:06 AM
 PAGE: 24/24

IDIS

Program	Fund Type	Grantee Name	Grantee State Code	Grant Year	Grant Number	Recapture Amount
CDBG	LA	LA Subtotal:				<u>\$0.00</u>
GRANTEE						<u>\$0.00</u>

U.S. DEPARTMENT OF HOUSING AND URBAN
DEVELOPMENT
OFFICE OF COMMUNITY PLANNING AND DEVELOPMENT
PR01 - HUD Grants and Program Income

DATE: 7/1/2023
TIME: 3:21:13 PM
PAGE: 1/1

IDIS

Program	Fund Type	Grantee Name	Grantee State Code	Grant Year	Grant Number	Authorized Amount	Suballocated Amount	Amount Committed to Activities	Net Drawn Amount	FY YTD Net Draw Amount	Available to Commit	Available to Draw	Recapture Amount
CDBG	EN	NEWTON	MA	2020	B20MW250019	\$1,743,641.00	\$0.00	\$1,743,641.00	\$1,743,383.94	\$11,297.94	\$0.00	\$257.06	\$0.00
					NEWTON Subtotal:	\$1,743,641.00	\$0.00	\$1,743,641.00	\$1,743,383.94	\$11,297.94	\$0.00	\$257.06	\$0.00
		EN Subtotal:				\$1,743,641.00	\$0.00	\$1,743,641.00	\$1,743,383.94	\$11,297.94	\$0.00	\$257.06	\$0.00
	PI	NEWTON	MA	2022	B22MW250019	\$0.00	\$0.00	\$0.00	\$0.00	\$0.00	\$0.00	\$0.00	\$0.00
					NEWTON Subtotal:	\$0.00	\$0.00	\$0.00	\$0.00	\$0.00	\$0.00	\$0.00	\$0.00
		PI Subtotal:				\$0.00	\$0.00	\$0.00	\$0.00	\$0.00	\$0.00	\$0.00	\$0.00
GRANTEE						\$1,743,641.00	\$0.00	\$1,743,641.00	\$1,743,383.94	\$11,297.94	\$0.00	\$257.06	\$0.00

U.S. DEPARTMENT OF HOUSING AND
 URBAN DEVELOPMENT
 OFFICE OF COMMUNITY PLANNING AND
 DEVELOPMENT
 PR01 - HUD Grants and Program Income

DATE: 7/28/2023
 TIME: 11:16:00 AM
 PAGE: 1/16

IDIS

Program	Fund Type	Grantee Name	Grantee State Code	Grant Year	Grant Number	Authorized Amount
HOME	EN	NEWTON	MA	1992	M92DC250213	\$1,490,000.00
				1993	M93DC250213	\$986,000.00
				1994	M94DC250213	\$910,000.00
				1995	M95DC250213	\$982,000.00
				1996	M96DC250213	\$933,000.00
				1997	M97DC250213	\$907,000.00
				1998	M98DC250213	\$977,000.00
				1999	M99DC250213	\$1,049,000.00
				2000	M00DC250213	\$1,056,000.00
				2001	M01DC250213	\$1,170,000.00
				2002	M02DC250213	\$1,264,000.00
				2003	M03DC250213	\$1,690,494.00
				2004	M04DC250213	\$1,848,132.00
				2005	M05DC250213	\$1,679,934.00
				2006	M06DC250213	\$2,155,694.00
				2007	M07DC250213	\$2,144,366.00
				2008	M08DC250213	\$2,051,376.00
				2009	M09DC250213	\$2,279,312.00
				2010	M10DC250213	\$2,263,634.00
				2011	M11DC250213	\$2,044,347.00
				2012	M12DC250213	\$1,229,930.00
				2013	M13DC250213	\$1,211,784.00
				2014	M14DC250213	\$1,239,898.00
				2015	M15DC250213	\$1,125,677.00
				2016	M16DC250213	\$1,143,994.00
				2017	M17DC250213	\$1,160,828.00
				2018	M18DC250213	\$1,597,353.00
				2019	M19DC250213	\$1,431,246.00
				2020	M20DC250213	\$1,479,715.00
				2021	M21DC250213	\$1,491,865.00
	M21DP250213	\$5,406,962.00				
	2022	M22DC250213	\$1,618,338.00			
		NEWTON Subtotal:				\$50,018,879.00
		EN Subtotal:				\$50,018,879.00
PI	NEWTON	MA	1997	M97DC250213	\$100,403.01	
			1998	M98DC250213	\$9,201.48	
			1999	M99DC250213	\$29,346.15	
			2000	M00DC250213	\$111,956.65	
			2001	M01DC250213	\$355,321.43	
			2002	M02DC250213	\$170,184.80	
			2003	M03DC250213	\$187,601.30	
			2004	M04DC250213	\$149,716.78	
			2005	M05DC250213	\$91,271.46	
			2006	M06DC250213	\$331,902.35	
			2007	M07DC250213	\$143,621.81	
			2008	M08DC250213	\$84,288.03	
			2009	M09DC250213	\$105,593.91	
2010	M10DC250213	\$45,489.01				
2011	M11DC250213	\$298,639.88				
2012	M12DC250213	\$24,738.65				
2013	M13DC250213	\$132,135.36				

U.S. DEPARTMENT OF HOUSING AND
 URBAN DEVELOPMENT
 OFFICE OF COMMUNITY PLANNING AND
 DEVELOPMENT
 PR01 - HUD Grants and Program Income

DATE: 7/28/2023
 TIME: 11:16:00 AM
 PAGE: 2/16

IDIS

Program	Fund Type	Grantee Name	Grantee State Code	Grant Year	Grant Number	Suballocated Amount
HOME	EN	NEWTON	MA	1992	M92DC250213	\$533,114.70
				1993	M93DC250213	\$282,918.00
				1994	M94DC250213	\$373,743.37
				1995	M95DC250213	\$319,850.00
				1996	M96DC250213	\$520,345.75
				1997	M97DC250213	\$379,482.09
				1998	M98DC250213	\$571,764.44
				1999	M99DC250213	\$790,466.33
				2000	M00DC250213	\$709,458.33
				2001	M01DC250213	\$419,055.58
				2002	M02DC250213	\$374,333.00
				2003	M03DC250213	\$495,906.50
				2004	M04DC250213	\$738,380.87
				2005	M05DC250213	\$407,647.53
				2006	M06DC250213	\$557,866.94
				2007	M07DC250213	\$339,744.86
				2008	M08DC250213	\$595,317.75
				2009	M09DC250213	\$569,828.00
				2010	M10DC250213	\$638,670.73
				2011	M11DC250213	\$574,697.45
				2012	M12DC250213	\$259,513.16
				2013	M13DC250213	\$248,056.40
				2014	M14DC250213	\$371,219.23
2015	M15DC250213	\$343,516.35				
2016	M16DC250213	\$343,198.20				
2017	M17DC250213	\$487,874.64				
2018	M18DC250213	\$479,205.90				
2019	M19DC250213	\$415,331.54				
2020	M20DC250213	\$412,216.50				
2021	M21DC250213	\$422,966.25				
		M21DP250213	\$811,044.30			
		2022	M22DC250213	\$485,501.40		
		NEWTON Subtotal:				\$15,272,236.09
		EN Subtotal:				\$15,272,236.09
PI	NEWTON	MA	1997	M97DC250213	\$0.00	
			1998	M98DC250213	\$0.00	
			1999	M99DC250213	\$0.00	
			2000	M00DC250213	\$0.00	
			2001	M01DC250213	\$0.00	
			2002	M02DC250213	\$0.00	
			2003	M03DC250213	\$0.00	
			2004	M04DC250213	\$0.00	
			2005	M05DC250213	\$0.00	
			2006	M06DC250213	\$0.00	
			2007	M07DC250213	\$0.00	
			2008	M08DC250213	\$0.00	
			2009	M09DC250213	\$0.00	
2010	M10DC250213	\$0.00				
2011	M11DC250213	\$0.00				
2012	M12DC250213	\$0.00				
2013	M13DC250213	\$0.00				

U.S. DEPARTMENT OF HOUSING AND
 URBAN DEVELOPMENT
 OFFICE OF COMMUNITY PLANNING AND
 DEVELOPMENT
 PR01 - HUD Grants and Program Income

DATE: 7/28/2023
 TIME: 11:16:00 AM
 PAGE: 3/16

IDIS

Program	Fund Type	Grantee Name	Grantee State Code	Grant Year	Grant Number	Amount Committed to Activities
HOME	EN	NEWTON	MA	1992	M92DC250213	\$956,885.30
				1993	M93DC250213	\$703,082.00
				1994	M94DC250213	\$536,256.63
				1995	M95DC250213	\$662,150.00
				1996	M96DC250213	\$412,654.25
				1997	M97DC250213	\$527,517.91
				1998	M98DC250213	\$405,235.56
				1999	M99DC250213	\$258,533.67
				2000	M00DC250213	\$346,541.67
				2001	M01DC250213	\$750,944.42
				2002	M02DC250213	\$889,667.00
				2003	M03DC250213	\$1,194,587.50
				2004	M04DC250213	\$1,109,751.13
				2005	M05DC250213	\$1,272,286.47
				2006	M06DC250213	\$1,597,827.06
				2007	M07DC250213	\$1,804,621.14
				2008	M08DC250213	\$1,456,058.25
				2009	M09DC250213	\$1,709,484.00
				2010	M10DC250213	\$1,624,963.27
				2011	M11DC250213	\$1,469,649.55
				2012	M12DC250213	\$970,416.84
				2013	M13DC250213	\$963,727.60
				2014	M14DC250213	\$868,678.77
				2015	M15DC250213	\$782,160.65
				2016	M16DC250213	\$800,795.80
				2017	M17DC250213	\$672,953.36
				2018	M18DC250213	\$710,577.00
				2019	M19DC250213	\$1,007,150.19
				2020	M20DC250213	\$703,343.50
				2021	M21DC250213	\$483,707.64
					M21DP250213	\$0.00
					2022	M22DC250213
		NEWTON Subtotal:				\$28,020,333.13
		EN Subtotal:				\$28,020,333.13
PI	NEWTON	MA	1997	M97DC250213	\$100,403.01	
			1998	M98DC250213	\$9,201.48	
			1999	M99DC250213	\$29,346.15	
			2000	M00DC250213	\$111,956.65	
			2001	M01DC250213	\$355,321.43	
			2002	M02DC250213	\$170,184.80	
			2003	M03DC250213	\$187,601.30	
			2004	M04DC250213	\$149,716.78	
			2005	M05DC250213	\$91,271.46	
			2006	M06DC250213	\$331,902.35	
			2007	M07DC250213	\$143,621.81	
			2008	M08DC250213	\$84,288.03	
			2009	M09DC250213	\$105,593.91	
2010	M10DC250213	\$45,489.01				
2011	M11DC250213	\$298,639.88				
2012	M12DC250213	\$24,738.65				
2013	M13DC250213	\$132,135.36				

U.S. DEPARTMENT OF HOUSING AND
 URBAN DEVELOPMENT
 OFFICE OF COMMUNITY PLANNING AND
 DEVELOPMENT
 PR01 - HUD Grants and Program Income

DATE: 7/28/2023
 TIME: 11:16:00 AM
 PAGE: 4/16

IDIS

Program	Fund Type	Grantee Name	Grantee State Code	Grant Year	Grant Number	Net Drawn Amount
HOME	EN	NEWTON	MA	1992	M92DC250213	\$956,885.30
				1993	M93DC250213	\$703,082.00
				1994	M94DC250213	\$536,256.63
				1995	M95DC250213	\$662,150.00
				1996	M96DC250213	\$412,654.25
				1997	M97DC250213	\$527,517.91
				1998	M98DC250213	\$405,235.56
				1999	M99DC250213	\$258,533.67
				2000	M00DC250213	\$346,541.67
				2001	M01DC250213	\$750,944.42
				2002	M02DC250213	\$889,667.00
				2003	M03DC250213	\$1,194,587.50
				2004	M04DC250213	\$1,109,751.13
				2005	M05DC250213	\$1,272,286.47
				2006	M06DC250213	\$1,597,827.06
				2007	M07DC250213	\$1,804,621.14
				2008	M08DC250213	\$1,456,058.25
				2009	M09DC250213	\$1,709,484.00
				2010	M10DC250213	\$1,624,963.27
				2011	M11DC250213	\$1,469,649.55
				2012	M12DC250213	\$970,416.84
				2013	M13DC250213	\$963,727.60
				2014	M14DC250213	\$868,678.77
				2015	M15DC250213	\$782,160.65
				2016	M16DC250213	\$800,795.80
				2017	M17DC250213	\$672,953.36
2018	M18DC250213	\$710,577.00				
2019	M19DC250213	\$886,799.97				
2020	M20DC250213	\$308,916.07				
2021	M21DC250213	\$123,013.11				
	M21DP250213	\$0.00				
	2022	M22DC250213	\$78,903.26			
		NEWTON Subtotal:				\$26,855,639.21
		EN Subtotal:				\$26,855,639.21
PI	NEWTON	MA	1997	M97DC250213	\$100,403.01	
			1998	M98DC250213	\$9,201.48	
			1999	M99DC250213	\$29,346.15	
			2000	M00DC250213	\$111,956.65	
			2001	M01DC250213	\$355,321.43	
			2002	M02DC250213	\$170,184.80	
			2003	M03DC250213	\$187,601.30	
			2004	M04DC250213	\$149,716.78	
			2005	M05DC250213	\$91,271.46	
			2006	M06DC250213	\$331,902.35	
			2007	M07DC250213	\$143,621.81	
			2008	M08DC250213	\$84,288.03	
			2009	M09DC250213	\$105,593.91	
2010	M10DC250213	\$45,489.01				
2011	M11DC250213	\$298,639.88				
2012	M12DC250213	\$24,738.65				
2013	M13DC250213	\$132,135.36				

U.S. DEPARTMENT OF HOUSING AND
 URBAN DEVELOPMENT
 OFFICE OF COMMUNITY PLANNING AND
 DEVELOPMENT
 PR01 - HUD Grants and Program Income

DATE: 7/28/2023
 TIME: 11:16:00 AM
 PAGE: 5/16

IDIS

Program	Fund Type	Grantee Name	Grantee State Code	Grant Year	Grant Number	FY YTD Net Draw Amount
HOME	EN	NEWTON	MA	1992	M92DC250213	\$0.00
				1993	M93DC250213	\$0.00
				1994	M94DC250213	\$0.00
				1995	M95DC250213	\$0.00
				1996	M96DC250213	\$0.00
				1997	M97DC250213	\$0.00
				1998	M98DC250213	\$0.00
				1999	M99DC250213	\$0.00
				2000	M00DC250213	\$0.00
				2001	M01DC250213	\$0.00
				2002	M02DC250213	\$0.00
				2003	M03DC250213	\$0.00
				2004	M04DC250213	\$0.00
				2005	M05DC250213	\$0.00
				2006	M06DC250213	\$0.00
				2007	M07DC250213	\$0.00
				2008	M08DC250213	\$0.00
				2009	M09DC250213	\$0.00
				2010	M10DC250213	\$0.00
				2011	M11DC250213	\$0.00
				2012	M12DC250213	\$0.00
				2013	M13DC250213	\$0.00
				2014	M14DC250213	\$0.00
2015	M15DC250213	\$0.00				
2016	M16DC250213	\$0.00				
2017	M17DC250213	\$54,154.76				
2018	M18DC250213	\$281,667.34				
2019	M19DC250213	\$89,033.04				
2020	M20DC250213	\$234,794.28				
2021	M21DC250213	\$97,958.11				
	M21DP250213	\$0.00				
2022	M22DC250213	\$78,903.26				
		NEWTON Subtotal:				\$836,510.79
		EN Subtotal:				\$836,510.79
PI	NEWTON	MA	1997	M97DC250213	\$0.00	
			1998	M98DC250213	\$0.00	
			1999	M99DC250213	\$0.00	
			2000	M00DC250213	\$0.00	
			2001	M01DC250213	\$0.00	
			2002	M02DC250213	\$0.00	
			2003	M03DC250213	\$0.00	
			2004	M04DC250213	\$0.00	
			2005	M05DC250213	\$0.00	
			2006	M06DC250213	\$0.00	
			2007	M07DC250213	\$0.00	
			2008	M08DC250213	\$0.00	
			2009	M09DC250213	\$0.00	
2010	M10DC250213	\$0.00				
2011	M11DC250213	\$0.00				
2012	M12DC250213	\$0.00				
2013	M13DC250213	\$0.00				

U.S. DEPARTMENT OF HOUSING AND
 URBAN DEVELOPMENT
 OFFICE OF COMMUNITY PLANNING AND
 DEVELOPMENT
 PR01 - HUD Grants and Program Income

DATE: 7/28/2023
 TIME: 11:16:00 AM
 PAGE: 6/16

IDIS

Program	Fund Type	Grantee Name	Grantee State Code	Grant Year	Grant Number	Available to Commit
HOME	EN	NEWTON	MA	1992	M92DC250213	\$0.00
				1993	M93DC250213	\$0.00
				1994	M94DC250213	\$0.00
				1995	M95DC250213	\$0.00
				1996	M96DC250213	\$0.00
				1997	M97DC250213	\$0.00
				1998	M98DC250213	\$0.00
				1999	M99DC250213	\$0.00
				2000	M00DC250213	\$0.00
				2001	M01DC250213	\$0.00
				2002	M02DC250213	\$0.00
				2003	M03DC250213	\$0.00
				2004	M04DC250213	\$0.00
				2005	M05DC250213	\$0.00
				2006	M06DC250213	\$0.00
				2007	M07DC250213	\$0.00
				2008	M08DC250213	\$0.00
				2009	M09DC250213	\$0.00
				2010	M10DC250213	\$0.00
				2011	M11DC250213	\$0.00
				2012	M12DC250213	\$0.00
				2013	M13DC250213	\$0.00
				2014	M14DC250213	\$0.00
2015	M15DC250213	\$0.00				
2016	M16DC250213	\$0.00				
2017	M17DC250213	\$0.00				
2018	M18DC250213	\$407,570.10				
2019	M19DC250213	\$8,764.27				
2020	M20DC250213	\$364,155.00				
2021	M21DC250213	\$585,191.11				
	M21DP250213	\$4,595,917.70				
2022	M22DC250213	\$764,711.60				
		NEWTON Subtotal:				\$6,726,309.78
		EN Subtotal:				\$6,726,309.78
PI	NEWTON	MA	1997	M97DC250213	\$0.00	
			1998	M98DC250213	\$0.00	
			1999	M99DC250213	\$0.00	
			2000	M00DC250213	\$0.00	
			2001	M01DC250213	\$0.00	
			2002	M02DC250213	\$0.00	
			2003	M03DC250213	\$0.00	
			2004	M04DC250213	\$0.00	
			2005	M05DC250213	\$0.00	
			2006	M06DC250213	\$0.00	
			2007	M07DC250213	\$0.00	
			2008	M08DC250213	\$0.00	
			2009	M09DC250213	\$0.00	
2010	M10DC250213	\$0.00				
2011	M11DC250213	\$0.00				
2012	M12DC250213	\$0.00				
2013	M13DC250213	\$0.00				

U.S. DEPARTMENT OF HOUSING AND
 URBAN DEVELOPMENT
 OFFICE OF COMMUNITY PLANNING AND
 DEVELOPMENT
 PR01 - HUD Grants and Program Income

DATE: 7/28/2023
 TIME: 11:16:00 AM
 PAGE: 7/16

IDIS

Program	Fund Type	Grantee Name	Grantee State Code	Grant Year	Grant Number	Available to Draw
HOME	EN	NEWTON	MA	1992	M92DC250213	\$0.00
				1993	M93DC250213	\$0.00
				1994	M94DC250213	\$0.00
				1995	M95DC250213	\$0.00
				1996	M96DC250213	\$0.00
				1997	M97DC250213	\$0.00
				1998	M98DC250213	\$0.00
				1999	M99DC250213	\$0.00
				2000	M00DC250213	\$0.00
				2001	M01DC250213	\$0.00
				2002	M02DC250213	\$0.00
				2003	M03DC250213	\$0.00
				2004	M04DC250213	\$0.00
				2005	M05DC250213	\$0.00
				2006	M06DC250213	\$0.00
				2007	M07DC250213	\$0.00
				2008	M08DC250213	\$0.00
				2009	M09DC250213	\$0.00
				2010	M10DC250213	\$0.00
				2011	M11DC250213	\$0.00
				2012	M12DC250213	\$0.00
				2013	M13DC250213	\$0.00
2014	M14DC250213	\$0.00				
2015	M15DC250213	\$0.00				
2016	M16DC250213	\$0.00				
2017	M17DC250213	\$0.00				
2018	M18DC250213	\$407,570.10				
2019	M19DC250213	\$129,114.49				
2020	M20DC250213	\$758,582.43				
2021	M21DC250213	\$945,885.64				
	M21DP250213	\$4,595,917.70				
	2022	M22DC250213	\$1,053,933.34			
		NEWTON Subtotal:				\$7,891,003.70
		EN Subtotal:				\$7,891,003.70
PI	NEWTON	MA	1997	M97DC250213	\$0.00	
			1998	M98DC250213	\$0.00	
			1999	M99DC250213	\$0.00	
			2000	M00DC250213	\$0.00	
			2001	M01DC250213	\$0.00	
			2002	M02DC250213	\$0.00	
			2003	M03DC250213	\$0.00	
			2004	M04DC250213	\$0.00	
			2005	M05DC250213	\$0.00	
			2006	M06DC250213	\$0.00	
			2007	M07DC250213	\$0.00	
			2008	M08DC250213	\$0.00	
			2009	M09DC250213	\$0.00	
2010	M10DC250213	\$0.00				
2011	M11DC250213	\$0.00				
2012	M12DC250213	\$0.00				
2013	M13DC250213	\$0.00				

U.S. DEPARTMENT OF HOUSING AND
 URBAN DEVELOPMENT
 OFFICE OF COMMUNITY PLANNING AND
 DEVELOPMENT
 PR01 - HUD Grants and Program Income

DATE: 7/28/2023
 TIME: 11:16:00 AM
 PAGE: 8/16

IDIS

Program	Fund Type	Grantee Name	Grantee State Code	Grant Year	Grant Number	Recapture Amount
HOME	EN	NEWTON	MA	1992	M92DC250213	\$0.00
				1993	M93DC250213	\$0.00
				1994	M94DC250213	\$0.00
				1995	M95DC250213	\$0.00
				1996	M96DC250213	\$0.00
				1997	M97DC250213	\$0.00
				1998	M98DC250213	\$0.00
				1999	M99DC250213	\$0.00
				2000	M00DC250213	\$0.00
				2001	M01DC250213	\$0.00
				2002	M02DC250213	\$0.00
				2003	M03DC250213	\$0.00
				2004	M04DC250213	\$0.00
				2005	M05DC250213	\$0.00
				2006	M06DC250213	\$0.00
				2007	M07DC250213	\$0.00
				2008	M08DC250213	\$0.00
				2009	M09DC250213	\$0.00
				2010	M10DC250213	\$0.00
				2011	M11DC250213	\$0.00
				2012	M12DC250213	\$0.00
				2013	M13DC250213	\$0.00
				2014	M14DC250213	\$0.00
				2015	M15DC250213	\$0.00
				2016	M16DC250213	\$0.00
2017	M17DC250213	\$0.00				
2018	M18DC250213	\$0.00				
2019	M19DC250213	\$0.00				
2020	M20DC250213	\$0.00				
2021	M21DC250213	\$0.00				
		M21DP250213	\$0.00			
		2022	M22DC250213	\$0.00		
		NEWTON Subtotal:				\$0.00
		EN Subtotal:				\$0.00
PI	NEWTON	MA	1997	M97DC250213	\$0.00	
			1998	M98DC250213	\$0.00	
			1999	M99DC250213	\$0.00	
			2000	M00DC250213	\$0.00	
			2001	M01DC250213	\$0.00	
			2002	M02DC250213	\$0.00	
			2003	M03DC250213	\$0.00	
			2004	M04DC250213	\$0.00	
			2005	M05DC250213	\$0.00	
			2006	M06DC250213	\$0.00	
			2007	M07DC250213	\$0.00	
			2008	M08DC250213	\$0.00	
			2009	M09DC250213	\$0.00	
2010	M10DC250213	\$0.00				
2011	M11DC250213	\$0.00				
2012	M12DC250213	\$0.00				
2013	M13DC250213	\$0.00				

U.S. DEPARTMENT OF HOUSING AND
 URBAN DEVELOPMENT
 OFFICE OF COMMUNITY PLANNING AND
 DEVELOPMENT
 PR01 - HUD Grants and Program Income

DATE: 7/28/2023
 TIME: 11:16:00 AM
 PAGE: 9/16

IDIS

Program	Fund Type	Grantee Name	Grantee State Code	Grant Year	Grant Number	Authorized Amount				
HOME	PI	NEWTON	MA	2014	M14DC250213	\$406,622.93				
				2015	M15DC250213	\$298,025.29				
				2016	M16DC250213	\$124,599.57				
				2017	M17DC250213	\$10,880.10				
				2018	M18DC250213	\$65,732.49				
				2019	M19DC250213	\$215,301.36				
				2020	M20DC250213	\$18,958.01				
				2021	M21DC250213	\$7,874.57				
				2022	M22DC250213	\$7,100.60				
				2023	M23DC250213	\$754.71				
				NEWTON Subtotal:						\$3,527,261.69
				PI Subtotal:						\$3,527,261.69
					PA	NEWTON	MA	2019	M19DC250213	\$21,530.14
2020	M20DC250213	\$1,895.80								
NEWTON Subtotal:								\$23,425.94		
PA Subtotal:						\$23,425.94				
	IU	NEWTON	MA	2017	M17DC250213	\$380,268.00				
				NEWTON Subtotal:						\$380,268.00
IU Subtotal:						\$380,268.00				
	HP	NEWTON	MA	2015	M15DC250213	\$165,087.60				
				2016	M16DC250213	\$558,266.35				
				2017	M17DC250213	\$282,510.00				
				2018	M18DC250213	\$595,170.93				
				2019	M19DC250213	\$216,716.35				
				2020	M20DC250213	\$337,977.94				
				2021	M21DC250213	\$204,950.00				
				2022	M22DC250213	\$25,000.00				
				NEWTON Subtotal:						\$2,385,679.17
				HP Subtotal:						\$2,385,679.17
GRANTEE						\$56,335,513.80				

U.S. DEPARTMENT OF HOUSING AND
 URBAN DEVELOPMENT
 OFFICE OF COMMUNITY PLANNING AND
 DEVELOPMENT
 PR01 - HUD Grants and Program Income

DATE: 7/28/2023
 TIME: 11:16:00 AM
 PAGE: 10/16

IDIS

Program	Fund Type	Grantee Name	Grantee State Code	Grant Year	Grant Number	Suballocated Amount				
HOME	PI	NEWTON	MA	2014	M14DC250213	\$0.00				
				2015	M15DC250213	\$0.00				
				2016	M16DC250213	\$0.00				
				2017	M17DC250213	\$0.00				
				2018	M18DC250213	\$0.00				
				2019	M19DC250213	\$21,530.14				
				2020	M20DC250213	\$1,895.80				
				2021	M21DC250213	\$0.00				
				2022	M22DC250213	\$0.00				
				2023	M23DC250213	\$0.00				
				NEWTON Subtotal:						\$23,425.94
				PI Subtotal:						\$23,425.94
				PA	NEWTON	MA	2019	M19DC250213	\$0.00	
2020	M20DC250213	\$0.00								
NEWTON Subtotal:							\$0.00			
PA Subtotal:						\$0.00				
IU	NEWTON	MA	2017	M17DC250213	\$0.00					
IU Subtotal:						\$0.00				
HP	NEWTON	MA	2015	M15DC250213	\$0.00					
			2016	M16DC250213	\$0.00					
			2017	M17DC250213	\$0.00					
			2018	M18DC250213	\$0.00					
			2019	M19DC250213	\$0.00					
			2020	M20DC250213	\$0.00					
			2021	M21DC250213	\$0.00					
			2022	M22DC250213	\$0.00					
NEWTON Subtotal:						\$0.00				
HP Subtotal:						\$0.00				
GRANTEE						\$15,295,662.03				

U.S. DEPARTMENT OF HOUSING AND
 URBAN DEVELOPMENT
 OFFICE OF COMMUNITY PLANNING AND
 DEVELOPMENT
 PR01 - HUD Grants and Program Income

DATE: 7/28/2023
 TIME: 11:16:00 AM
 PAGE: 11/16

IDIS

Program	Fund Type	Grantee Name	Grantee State Code	Grant Year	Grant Number	Amount Committed to Activities				
HOME	PI	NEWTON	MA	2014	M14DC250213	\$406,622.93				
				2015	M15DC250213	\$298,025.29				
				2016	M16DC250213	\$124,599.57				
				2017	M17DC250213	\$10,880.10				
				2018	M18DC250213	\$65,732.49				
				2019	M19DC250213	\$193,771.22				
				2020	M20DC250213	\$17,062.21				
				2021	M21DC250213	\$7,874.57				
				2022	M22DC250213	\$5,224.14				
				2023	M23DC250213	\$0.00				
				NEWTON Subtotal:						\$3,501,204.58
				PI Subtotal:						\$3,501,204.58
					PA	NEWTON	MA	2019	M19DC250213	\$21,530.14
2020	M20DC250213	\$1,895.80								
NEWTON Subtotal:								\$23,425.94		
PA Subtotal:						\$23,425.94				
	IU	NEWTON	MA	2017	M17DC250213	\$380,268.00				
				NEWTON Subtotal:						\$380,268.00
IU Subtotal:						\$380,268.00				
	HP	NEWTON	MA	2015	M15DC250213	\$165,087.60				
				2016	M16DC250213	\$558,266.35				
				2017	M17DC250213	\$282,510.00				
				2018	M18DC250213	\$595,170.93				
				2019	M19DC250213	\$216,716.35				
				2020	M20DC250213	\$337,977.94				
				2021	M21DC250213	\$204,950.00				
				2022	M22DC250213	\$13,911.00				
				NEWTON Subtotal:						\$2,374,590.17
				HP Subtotal:						\$2,374,590.17
GRANTEE						\$34,299,821.82				

U.S. DEPARTMENT OF HOUSING AND
 URBAN DEVELOPMENT
 OFFICE OF COMMUNITY PLANNING AND
 DEVELOPMENT
 PR01 - HUD Grants and Program Income

DATE: 7/28/2023
 TIME: 11:16:00 AM
 PAGE: 12/16

IDIS

Program	Fund Type	Grantee Name	Grantee State Code	Grant Year	Grant Number	Net Drawn Amount				
HOME	PI	NEWTON	MA	2014	M14DC250213	\$406,622.93				
				2015	M15DC250213	\$298,025.29				
				2016	M16DC250213	\$124,599.57				
				2017	M17DC250213	\$10,880.10				
				2018	M18DC250213	\$65,732.49				
				2019	M19DC250213	\$193,771.22				
				2020	M20DC250213	\$17,062.21				
				2021	M21DC250213	\$6,736.00				
				2022	M22DC250213	\$5,224.14				
				2023	M23DC250213	\$0.00				
				NEWTON Subtotal:						\$3,500,066.01
				PI Subtotal:						\$3,500,066.01
				PA	NEWTON	MA	2019	M19DC250213	\$21,530.14	
2020	M20DC250213	\$1,895.80								
NEWTON Subtotal:							\$23,425.94			
PA Subtotal:						\$23,425.94				
IU	NEWTON	MA	2017	M17DC250213	\$380,268.00					
NEWTON Subtotal:						\$380,268.00				
IU Subtotal:						\$380,268.00				
HP	NEWTON	MA	2015	M15DC250213	\$165,087.60					
			2016	M16DC250213	\$558,266.35					
			2017	M17DC250213	\$282,510.00					
			2018	M18DC250213	\$595,170.93					
			2019	M19DC250213	\$216,716.35					
			2020	M20DC250213	\$336,443.94					
			2021	M21DC250213	\$174,848.57					
			2022	M22DC250213	\$12,675.36					
NEWTON Subtotal:						\$2,341,719.10				
HP Subtotal:						\$2,341,719.10				
GRANTEE						\$33,101,118.26				

U.S. DEPARTMENT OF HOUSING AND
 URBAN DEVELOPMENT
 OFFICE OF COMMUNITY PLANNING AND
 DEVELOPMENT
 PR01 - HUD Grants and Program Income

DATE: 7/28/2023
 TIME: 11:16:00 AM
 PAGE: 13/16

IDIS

Program	Fund Type	Grantee Name	Grantee State Code	Grant Year	Grant Number	FY YTD Net Draw Amount				
HOME	PI	NEWTON	MA	2014	M14DC250213	\$0.00				
				2015	M15DC250213	\$0.00				
				2016	M16DC250213	\$0.00				
				2017	M17DC250213	\$0.00				
				2018	M18DC250213	\$0.00				
				2019	M19DC250213	\$0.00				
				2020	M20DC250213	\$1,582.00				
				2021	M21DC250213	\$5,375.55				
				2022	M22DC250213	\$5,224.14				
				2023	M23DC250213	\$0.00				
				NEWTON Subtotal:						\$12,181.69
				PI Subtotal:						\$12,181.69
					PA	NEWTON	MA	2019	M19DC250213	\$0.00
2020	M20DC250213	\$0.00								
NEWTON Subtotal:								\$0.00		
PA Subtotal:						\$0.00				
	IU	NEWTON	MA	2017	M17DC250213	\$0.00				
				NEWTON Subtotal:						\$0.00
IU Subtotal:						\$0.00				
HP	NEWTON	MA	2015	M15DC250213	\$0.00					
			2016	M16DC250213	\$0.00					
			2017	M17DC250213	\$0.00					
			2018	M18DC250213	\$0.00					
			2019	M19DC250213	\$0.00					
			2020	M20DC250213	\$62,098.12					
			2021	M21DC250213	\$83,900.67					
			2022	M22DC250213	\$12,675.36					
NEWTON Subtotal:						\$158,674.15				
HP Subtotal:						\$158,674.15				
GRANTEE						\$1,007,366.63				

U.S. DEPARTMENT OF HOUSING AND
 URBAN DEVELOPMENT
 OFFICE OF COMMUNITY PLANNING AND
 DEVELOPMENT
 PR01 - HUD Grants and Program Income

DATE: 7/28/2023
 TIME: 11:16:00 AM
 PAGE: 14/16

IDIS

Program	Fund Type	Grantee Name	Grantee State Code	Grant Year	Grant Number	Available to Commit				
HOME	PI	NEWTON	MA	2014	M14DC250213	\$0.00				
				2015	M15DC250213	\$0.00				
				2016	M16DC250213	\$0.00				
				2017	M17DC250213	\$0.00				
				2018	M18DC250213	\$0.00				
				2019	M19DC250213	\$0.00				
				2020	M20DC250213	\$0.00				
				2021	M21DC250213	\$0.00				
				2022	M22DC250213	\$1,876.46				
				2023	M23DC250213	\$754.71				
				NEWTON Subtotal:						\$2,631.17
				PI Subtotal:						\$2,631.17
					PA	NEWTON	MA	2019	M19DC250213	\$0.00
2020	M20DC250213	\$0.00								
NEWTON Subtotal:								\$0.00		
PA Subtotal:						\$0.00				
	IU	NEWTON	MA	2017	M17DC250213	\$0.00				
				NEWTON Subtotal:						\$0.00
IU Subtotal:						\$0.00				
	HP	NEWTON	MA	2015	M15DC250213	\$0.00				
				2016	M16DC250213	\$0.00				
				2017	M17DC250213	\$0.00				
				2018	M18DC250213	\$0.00				
				2019	M19DC250213	\$0.00				
				2020	M20DC250213	\$0.00				
				2021	M21DC250213	\$0.00				
				2022	M22DC250213	\$11,089.00				
				NEWTON Subtotal:						\$11,089.00
				HP Subtotal:						\$11,089.00
GRANTEE						\$6,740,029.95				

U.S. DEPARTMENT OF HOUSING AND
 URBAN DEVELOPMENT
 OFFICE OF COMMUNITY PLANNING AND
 DEVELOPMENT
 PR01 - HUD Grants and Program Income

DATE: 7/28/2023
 TIME: 11:16:00 AM
 PAGE: 15/16

IDIS

Program	Fund Type	Grantee Name	Grantee State Code	Grant Year	Grant Number	Available to Draw				
HOME	PI	NEWTON	MA	2014	M14DC250213	\$0.00				
				2015	M15DC250213	\$0.00				
				2016	M16DC250213	\$0.00				
				2017	M17DC250213	\$0.00				
				2018	M18DC250213	\$0.00				
				2019	M19DC250213	\$0.00				
				2020	M20DC250213	\$0.00				
				2021	M21DC250213	\$1,138.57				
				2022	M22DC250213	\$1,876.46				
				2023	M23DC250213	\$754.71				
				NEWTON Subtotal:						\$3,769.74
				PI Subtotal:						\$3,769.74
					PA	NEWTON	MA	2019	M19DC250213	\$0.00
2020	M20DC250213	\$0.00								
NEWTON Subtotal:								\$0.00		
PA Subtotal:						\$0.00				
	IU	NEWTON	MA	2017	M17DC250213	\$0.00				
				NEWTON Subtotal:						\$0.00
IU Subtotal:						\$0.00				
HP	NEWTON	MA	2015	M15DC250213	\$0.00					
			2016	M16DC250213	\$0.00					
			2017	M17DC250213	\$0.00					
			2018	M18DC250213	\$0.00					
			2019	M19DC250213	\$0.00					
			2020	M20DC250213	\$1,534.00					
			2021	M21DC250213	\$30,101.43					
			2022	M22DC250213	\$12,324.64					
			NEWTON Subtotal:						\$43,960.07	
			HP Subtotal:						\$43,960.07	
GRANTEE						\$7,938,733.51				

U.S. DEPARTMENT OF HOUSING AND
 URBAN DEVELOPMENT
 OFFICE OF COMMUNITY PLANNING AND
 DEVELOPMENT
 PR01 - HUD Grants and Program Income

DATE: 7/28/2023
 TIME: 11:16:00 AM
 PAGE: 16/16

IDIS

Program	Fund Type	Grantee Name	Grantee State Code	Grant Year	Grant Number	Recapture Amount
HOME	PI	NEWTON	MA	2014	M14DC250213	\$0.00
				2015	M15DC250213	\$0.00
				2016	M16DC250213	\$0.00
				2017	M17DC250213	\$0.00
				2018	M18DC250213	\$0.00
				2019	M19DC250213	\$0.00
				2020	M20DC250213	\$0.00
				2021	M21DC250213	\$0.00
				2022	M22DC250213	\$0.00
				2023	M23DC250213	\$0.00
		NEWTON Subtotal:				\$0.00
		PI Subtotal:				\$0.00
PA	NEWTON	MA	2019	M19DC250213	\$0.00	
			2020	M20DC250213	\$0.00	
			NEWTON Subtotal:		\$0.00	
		PA Subtotal:			\$0.00	
IU	NEWTON	MA	2017	M17DC250213	\$0.00	
			NEWTON Subtotal:		\$0.00	
		IU Subtotal:			\$0.00	
HP	NEWTON	MA	2015	M15DC250213	\$0.00	
			2016	M16DC250213	\$0.00	
			2017	M17DC250213	\$0.00	
			2018	M18DC250213	\$0.00	
			2019	M19DC250213	\$0.00	
			2020	M20DC250213	\$0.00	
			2021	M21DC250213	\$0.00	
			2022	M22DC250213	\$0.00	
		NEWTON Subtotal:		\$0.00		
		HP Subtotal:		\$0.00		
GRANTEE						\$0.00



U.S. Department of Housing and Urban Development
 Office of Community Planning and Development
 Integrated Disbursement and Information System
 CDBG Activity Summary Report (GPR) for Program Year 2022
 NEWTON

Date: 01-Jul-2023
 Time: 15:24
 Page: 1

PGM Year: 1994
Project: 0002 - CONVERTED CDBG ACTIVITIES
IDIS Activity: 2 - CDBG COMMITTED FUNDS ADJUSTMENT
Status: Open 2/3/2003 12:00:00 AM
Location: ,
Objective:
Outcome:
Matrix Code: General Program Administration (21A) **National Objective:**

Activity to prevent, prepare for, and respond to Coronavirus: No

Initial Funding Date: 01/01/1994

Description:

Financing

	Fund Type	Grant Year	Grant	Funded Amount	Drawn In Program Year	Drawn Thru Program Year
CDBG	EN	Pre-2015		\$15,455,032.73	\$0.00	\$0.00
		1989	B89MC250019		\$0.00	\$1,842,000.00
		1990	B90MC250019		\$0.00	\$1,751,000.00
		1991	B91MC250019		\$0.00	\$1,951,000.00
		1992	B92MC250019		\$0.00	\$2,041,000.00
		1993	B93MC250019		\$0.00	\$2,286,000.00
		1994	B94MC250019		\$0.00	\$2,519,000.00
		1995	B95MC250019		\$0.00	\$2,803,000.00
		1996	B96MC250019		\$0.00	\$262,032.73
		2000	B00MC250019		\$0.00	\$0.00
Total	Total			\$15,455,032.73	\$0.00	\$15,455,032.73

Proposed Accomplishments

Actual Accomplishments

Number assisted:

	Owner		Renter		Total		Person	
	Total	Hispanic	Total	Hispanic	Total	Hispanic	Total	Hispanic
White:					0	0		
Black/African American:					0	0		
Asian:					0	0		
American Indian/Alaskan Native:					0	0		
Native Hawaiian/Other Pacific Islander:					0	0		
American Indian/Alaskan Native & White:					0	0		
Asian White:					0	0		



U.S. Department of Housing and Urban Development
 Office of Community Planning and Development
 Integrated Disbursement and Information System
 CDBG Activity Summary Report (GPR) for Program Year 2022
 NEWTON

Date: 01-Jul-2023
 Time: 15:24
 Page: 2

Black/African American & White:	0	0							
American Indian/Alaskan Native & Black/African American:	0	0							
Other multi-racial:	0	0							
Asian/Pacific Islander:	0	0							
Hispanic:	0	0							
Total:	0	0	0	0	0	0	0	0	0
Female-headed Households:					0				

Income Category:

	Owner	Renter	Total	Person
Extremely Low			0	
Low Mod			0	
Moderate			0	
Non Low Moderate			0	
Total	0	0	0	0
Percent Low/Mod				

Annual Accomplishments

No data returned for this view. This might be because the applied filter excludes all data.



U.S. Department of Housing and Urban Development
 Office of Community Planning and Development
 Integrated Disbursement and Information System
 CDBG Activity Summary Report (GPR) for Program Year 2022
 NEWTON

Date: 01-Jul-2023
 Time: 15:24
 Page: 3

PGM Year: 2019
Project: 0001 - Housing Rehabilitation and Development Program Fund (CDBG)
IDIS Activity: 3528 - Haywood House - Newton Housing Authority

Status: Open Objective: Provide decent affordable housing
 Location: 100 John F Kennedy Circle Newton, MA 02458 Outcome: Availability/accessibility
 Matrix Code: Clearance and Demolition (04) National Objective: LMH

Activity to prevent, prepare for, and respond to Coronavirus: No

Initial Funding Date: 09/26/2019

Description:
 The project, lead by the Newton Housing Authority, involves the demolition of the existing community center building, and construction of a new 55-unit affordable elderly housing development on an existing 26,050 sf undeveloped parcel of land. The proposed new building will be approximately 34,400 square feet and contain 55 one-bedroom units; 32 units will be designated for households with income levels below 60% AMI, including 11 limited to households with income below 30% AMI.

Financing

	Fund Type	Grant Year	Grant	Funded Amount	Drawn In Program Year	Drawn Thru Program Year
CDBG	EN	2019	B19MC250019	\$625,000.00	\$0.00	\$625,000.00
		2020	B20MC250019	\$250,000.00	\$7,946.26	\$162,500.00
Total	Total			\$875,000.00	\$7,946.26	\$787,500.00

Proposed Accomplishments

Housing Units : 32

Actual Accomplishments

Number assisted:

	Owner		Renter		Total		Person	
	Total	Hispanic	Total	Hispanic	Total	Hispanic	Total	Hispanic
White:	0	0	0	0	0	0	0	0
Black/African American:	0	0	0	0	0	0	0	0
Asian:	0	0	0	0	0	0	0	0
American Indian/Alaskan Native:	0	0	0	0	0	0	0	0
Native Hawaiian/Other Pacific Islander:	0	0	0	0	0	0	0	0
American Indian/Alaskan Native & White:	0	0	0	0	0	0	0	0
Asian White:	0	0	0	0	0	0	0	0
Black/African American & White:	0	0	0	0	0	0	0	0
American Indian/Alaskan Native & Black/African American:	0	0	0	0	0	0	0	0
Other multi-racial:	0	0	0	0	0	0	0	0



U.S. Department of Housing and Urban Development
 Office of Community Planning and Development
 Integrated Disbursement and Information System
 CDBG Activity Summary Report (GPR) for Program Year 2022
 NEWTON

Date: 01-Jul-2023
 Time: 15:24
 Page: 4

Asian/Pacific Islander:	0	0	0	0	0	0	0	0
Hispanic:	0	0	0	0	0	0	0	0
Total:	0	0	0	0	0	0	0	0
Female-headed Households:	0		0		0			

Income Category:

	Owner	Renter	Total	Person
Extremely Low	0	11	11	0
Low Mod	0	21	21	0
Moderate	0	0	0	0
Non Low Moderate	0	23	23	0
Total	0	55	55	0
Percent Low/Mod		58.2%	58.2%	

Annual Accomplishments

Years	Accomplishment Narrative	# Benefiting
2020	In the spring of 2021, the Newton Housing Authority closed on its federal, state and local financing and began construction on the new 55-unit rental housing project for seniors. CDBG funds are being used to cover soft costs associated with clearance and demolition activities.	



U.S. Department of Housing and Urban Development
 Office of Community Planning and Development
 Integrated Disbursement and Information System
 CDBG Activity Summary Report (GPR) for Program Year 2022
 NEWTON

Date: 01-Jul-2023
 Time: 15:24
 Page: 5

PGM Year:	2019		
Project:	0001 - Housing Rehabilitation and Development Program Fund (CDBG)		
IDIS Activity:	3588 - CAN-DO Portfolio Acquisition and Preservation		
Status:	Open	Objective:	Provide decent affordable housing
Location:	82 Lincoln St Newton, MA 02461-1551	Outcome:	Sustainability
		Matrix Code:	Acquisition for Rehabilitation (14G)
		National Objective:	LMH

Activity to prevent, prepare for, and respond to Coronavirus: No

Initial Funding Date: 04/15/2020

Description:

One of Newton's CHDOs- Citizens for Affordable Housing in Newton Development Organization (CAN-DO)- will be disbanding in 2020. Newton obtained a waiver from HUD to transfer the properties to a non-CDHO entity. CAN-DO's 33-unit portfolio is spread across 12 scattered site projects in Newton serving extremely low- and low- income individuals who require a variety of supportive services. The Newton Housing Authority (NHA) will acquire the CAN-DO portfolio and embark on a rehabilitation campaign to physically and financially stabilize these 33 units of affordable housing. The work will be done in phases and as funding is available. Phase 1 will include acquisition and debt reduction, as well as lead testing and remediation. Phase 2 will include a robust round of rehabilitation for the properties in greatest need. Funding for the project also includes Community Preservation Act funds.

Financing

	Fund Type	Grant Year	Grant	Funded Amount	Drawn In Program Year	Drawn Thru Program Year
CDBG	EN	2018	B18MC250019	\$656,388.00	\$0.00	\$656,388.00
		2019	B19MC250019	\$6,296.18	\$0.00	\$3,005.00
		2020	B20MC250019	\$82,415.82	\$0.00	\$0.00
Total	Total			\$745,100.00	\$0.00	\$659,393.00

Proposed Accomplishments

Housing Units : 33

Actual Accomplishments

Number assisted:

	Owner		Renter		Total		Person	
	Total	Hispanic	Total	Hispanic	Total	Hispanic	Total	Hispanic
White:	0	0	0	0	0	0		0
Black/African American:	0	0	0	0	0	0	0	0
Asian:	0	0	0	0	0	0	0	0
American Indian/Alaskan Native:	0	0	0	0	0	0	0	0
Native Hawaiian/Other Pacific Islander:	0	0	0	0	0	0	0	0
American Indian/Alaskan Native & White:	0	0	51	0	0	0	0	0



U.S. Department of Housing and Urban Development
 Office of Community Planning and Development
 Integrated Disbursement and Information System
 CDBG Activity Summary Report (GPR) for Program Year 2022
 NEWTON

Date: 01-Jul-2023
 Time: 15:24
 Page: 6

Asian White:	0	0	0	0	0	0	0	0
Black/African American & White:	0	0	0	0	0	0	0	0
American Indian/Alaskan Native & Black/African American:	0	0	0	0	0	0	0	0
Other multi-racial:	0	0	0	0	0	0	0	0
Asian/Pacific Islander:	0	0	0	0	0	0	0	0
Hispanic:	0	0	0	0	0	0	0	0
Total:	0	0	0	0	0	0	0	0
Female-headed Households:	0		0		0			

Income Category:

	Owner	Renter	Total	Person
Extremely Low	0	0	0	0
Low Mod	0	0	0	0
Moderate	0	0	0	0
Non Low Moderate	0	0	0	0
Total	0	0	0	0
Percent Low/Mod				

Annual Accomplishments

Years	Accomplishment Narrative	# Benefitting
2020	In January 2021, the Newton Housing Authority successfully acquired 36 units of affordable rental housing from CAN-DO. The NHA is now working with Newton Housing Staff to facilitate rehabilitation of units over the next year.	



U.S. Department of Housing and Urban Development
 Office of Community Planning and Development
 Integrated Disbursement and Information System
 CDBG Activity Summary Report (GPR) for Program Year 2022
 NEWTON

Date: 01-Jul-2023
 Time: 15:24
 Page: 7

PGM Year: 2020
Project: 0014 - CV-CDBG Administration
IDIS Activity: 3602 - CDBG-CV Administration
 Status: Open Objective:
 Location: , Outcome:
 Matrix Code: General Program Administration (21A) National Objective:

Activity to prevent, prepare for, and respond to Coronavirus: Yes

Initial Funding Date: 06/25/2020

Description:
 CDBG-CV Administration

Financing

	Fund Type	Grant Year	Grant	Funded Amount	Drawn In Program Year	Drawn Thru Program Year
CDBG	EN	2020	B20MW250019	\$88,299.96	\$13,656.78	\$88,042.90
Total	Total			\$88,299.96	\$13,656.78	\$88,042.90

Proposed Accomplishments

Actual Accomplishments

Number assisted:

	Owner		Renter		Total		Person	
	Total	Hispanic	Total	Hispanic	Total	Hispanic	Total	Hispanic
White:					0	0		
Black/African American:					0	0		
Asian:					0	0		
American Indian/Alaskan Native:					0	0		
Native Hawaiian/Other Pacific Islander:					0	0		
American Indian/Alaskan Native & White:					0	0		
Asian White:					0	0		
Black/African American & White:					0	0		
American Indian/Alaskan Native & Black/African American:					0	0		
Other multi-racial:					0	0		
Asian/Pacific Islander:					0	0		
Hispanic:					0	0		
Total:	0	0	0	0	0	0	0	0

Female-headed Households:

53

0



U.S. Department of Housing and Urban Development
Office of Community Planning and Development
Integrated Disbursement and Information System
CDBG Activity Summary Report (GPR) for Program Year 2022
NEWTON

Date: 01-Jul-2023
Time: 15:24
Page: 8

Income Category:

	Owner	Renter	Total	Person
Extremely Low			0	
Low Mod			0	
Moderate			0	
Non Low Moderate			0	
Total	0	0	0	0
Percent Low/Mod				

Annual Accomplishments

No data returned for this view. This might be because the applied filter excludes all data.



U.S. Department of Housing and Urban Development
 Office of Community Planning and Development
 Integrated Disbursement and Information System
 CDBG Activity Summary Report (GPR) for Program Year 2022
 NEWTON

Date: 01-Jul-2023
 Time: 15:24
 Page: 9

PGM Year: 2020
Project: 0015 - CV-Small Business Recovery Grant Program
IDIS Activity: 3635 - Newton COVID-19 Small Business Recovery Grant: Salon Joie De Vie

Status: Completed 8/18/2022 12:00:00 AM Objective: Create economic opportunities
 Location: 55 Lincoln St Newton, MA 02461-1520 Outcome: Sustainability
 Matrix Code: ED Direct Financial Assistance to For-Profits (18A) National Objective: URG

Activity to prevent, prepare for, and respond to Coronavirus: Yes

Initial Funding Date: 06/30/2020

Description:
 CARES economic development grants for small businesses that have experienced significant economic hardships due to COVID-19.
 \$15,000 grant to Salon Joie De Vie.
 Recommended for Round 2 \$10,000 grant as well.

Financing

	Fund Type	Grant Year	Grant	Funded Amount	Drawn In Program Year	Drawn Thru Program Year
CDBG	EN	2020	B20MW250019	\$25,000.00	\$0.00	\$25,000.00
Total	Total			\$25,000.00	\$0.00	\$25,000.00

Proposed Accomplishments

Businesses : 1

Annual Accomplishments

Years	Accomplishment Narrative	# Benefitting
2020	As reported by business: "Our shop was so quiet of customers, that we couldn't afford to pay rent. Thanks to the Newton grant, we could pay it."	



U.S. Department of Housing and Urban Development
 Office of Community Planning and Development
 Integrated Disbursement and Information System
 CDBG Activity Summary Report (GPR) for Program Year 2022
 NEWTON

Date: 01-Jul-2023
 Time: 15:24
 Page: 10

PGM Year: 2020
Project: 0001 - Housing Rehabilitation and Development
IDIS Activity: 3641 - Housing Development and Rehabilitation Program Fund
Status: Open **Objective:** Provide decent affordable housing
Location: 1000 Commonwealth Ave Newton, MA 02459-1449 **Outcome:** Sustainability
Matrix Code: Rehab; Multi-Unit Residential (14B) **National Objective:** LMH

Activity to prevent, prepare for, and respond to Coronavirus: No

Initial Funding Date: 09/21/2020

Description:

This activity is a placeholder funding pool for housing rehabilitation and development activities; loans and/or grants may be provided. CDBG funds may be used for rehabilitation of owner-occupied single family homes, multi-family homes, and condominium units as well as rental units or group homes owned/operated by the Newton Housing Authority and other nonprofits. CDBG may also be used for the development and sustainability of affordable housing.

Financing

	Fund Type	Grant Year	Grant	Funded Amount	Drawn In Program Year	Drawn Thru Program Year
CDBG	EN	2020	B20MC250019	\$10,470.95	\$0.00	\$0.00
Total	Total			\$10,470.95	\$0.00	\$0.00

Proposed Accomplishments

Housing Units : 8

Actual Accomplishments

Number assisted:

	Owner		Renter		Total		Person	
	Total	Hispanic	Total	Hispanic	Total	Hispanic	Total	Hispanic
White:	0	0	0	0	0	0		0
Black/African American:	0	0	0	0	0	0	0	0
Asian:	0	0	0	0	0	0	0	0
American Indian/Alaskan Native:	0	0	0	0	0	0	0	0
Native Hawaiian/Other Pacific Islander:	0	0	0	0	0	0	0	0
American Indian/Alaskan Native & White:	0	0	0	0	0	0	0	0
Asian White:	0	0	0	0	0	0	0	0
Black/African American & White:	0	0	0	0	0	0	0	0
American Indian/Alaskan Native & Black/African American:	0	0	0	0	0	0	0	0
Other multi-racial:	0	0	0	0	0	0	0	0
Asian/Pacific Islander:	0	0	0	0	0	0	0	0



U.S. Department of Housing and Urban Development
 Office of Community Planning and Development
 Integrated Disbursement and Information System
 CDBG Activity Summary Report (GPR) for Program Year 2022
 NEWTON

Date: 01-Jul-2023
 Time: 15:24
 Page: 11

Hispanic:	0	0	0	0	0	0	0	0	0
Total:	0	0	0	0	0	0	0	0	0

Female-headed Households: 0 0 0

Income Category:

	Owner	Renter	Total	Person
Extremely Low	0	0	0	0
Low Mod	0	0	0	0
Moderate	0	0	0	0
Non Low Moderate	0	0	0	0
Total	0	0	0	0

Percent Low/Mod

Annual Accomplishments

Years	Accomplishment Narrative	# Benefitting
2020	This activity is a placeholder/funding pool for housing rehabilitation and development activities; loans and/or grants may be provided. CDBG funds may be used for rehabilitation of owner-occupied single family homes, multi-family homes, and condominium units as well as rental units or group homes owned/operated by the Newton Housing Authority and other nonprofits. CDBG may also be used for the development and sustainability of affordable housing. In FY21, housing rehab and development pool funds have been allocated towards new construction projects, affordable housing preservation projects, down payment assistance grants, and rehab projects. The balance in the pool is approximately \$98,000, but will likely be allocated to another project in the coming months.	



U.S. Department of Housing and Urban Development
 Office of Community Planning and Development
 Integrated Disbursement and Information System
 CDBG Activity Summary Report (GPR) for Program Year 2022
 NEWTON

Date: 01-Jul-2023
 Time: 15:24
 Page: 12

PGM Year: 2020
Project: 0003 - Accessibility Improvements
IDIS Activity: 3643 - Phase 1 Marty Sender Path
Status: Open
Location: 104 W Pine St Newton, MA 02466-1123
Objective: Create suitable living environments
Outcome: Availability/accessibility
Matrix Code: Parks, Recreational Facilities (03F) **National Objective:** LMC

Activity to prevent, prepare for, and respond to Coronavirus: No

Initial Funding Date: 09/30/2020

Description:

Phase 1 of the Marty Sender Path includes the reconstruction of the Marty Sender Trail with the installation of a firm and stable surface, which is required to create an accessible route while maintaining natural appearance and character of the trail.

Financing

	Fund Type	Grant Year	Grant	Funded Amount	Drawn In Program Year	Drawn Thru Program Year
CDBG	EN	2020	B20MC250019	\$52,000.00	\$52,000.00	\$52,000.00
Total	Total			\$52,000.00	\$52,000.00	\$52,000.00

Proposed Accomplishments

Public Facilities : 1

Actual Accomplishments

Number assisted:

	Owner		Renter		Total		Person	
	Total	Hispanic	Total	Hispanic	Total	Hispanic	Total	Hispanic
White:	0	0	0	0	0	0	352	14
Black/African American:	0	0	0	0	0	0	0	0
Asian:	0	0	0	0	0	0	0	0
American Indian/Alaskan Native:	0	0	0	0	0	0	0	0
Native Hawaiian/Other Pacific Islander:	0	0	0	0	0	0	0	0
American Indian/Alaskan Native & White:	0	0	0	0	0	0	0	0
Asian White:	0	0	0	0	0	0	0	0
Black/African American & White:	0	0	0	0	0	0	0	0
American Indian/Alaskan Native & Black/African American:	0	0	0	0	0	0	0	0
Other multi-racial:	0	0	0	0	0	0	0	0
Asian/Pacific Islander:	0	0	0	0	0	0	0	0
Hispanic:	0	0	0	0	0	0	0	0



U.S. Department of Housing and Urban Development
 Office of Community Planning and Development
 Integrated Disbursement and Information System
 CDBG Activity Summary Report (GPR) for Program Year 2022
 NEWTON

Date: 01-Jul-2023
 Time: 15:24
 Page: 13

Total:	0	0	0	0	0	0	352	14	
Female-headed Households:	0		0		0				
<i>Income Category:</i>									
	Owner	Renter	Total						Person
Extremely Low	0	0	0						0
Low Mod	0	0	0						352
Moderate	0	0	0						0
Non Low Moderate	0	0	0						0
Total	0	0	0						352
Percent Low/Mod									100.0%

Annual Accomplishments

Years	Accomplishment Narrative	# Benefitting
2020	The Marty Sender Pathway Installation has been completed. This project including roughly 1250' of pathway improvements to the trail to comply with ADA requirements. 3.5' of existing surface cover from areas within floodplain and resurface roughly 1185' of existing trail. A total of 44.28 cubic yards of materials were removed and a total of 43.77 cubic yards of new surfacing was brought in. These improvements allow for safer and easier enjoyment of the trail/pathway for all, especially for those with limited vision and/or mobility.	



U.S. Department of Housing and Urban Development
 Office of Community Planning and Development
 Integrated Disbursement and Information System
 CDBG Activity Summary Report (GPR) for Program Year 2022
 NEWTON

Date: 01-Jul-2023
 Time: 15:24
 Page: 14

PGM Year: 2020
Project: 0004 - CDBG Program Administration
IDIS Activity: 3658 - Program Administration
Status: Completed 3/8/2023 12:00:00 AM
Location: ,
Objective:
Outcome:
Matrix Code: General Program Administration (21A) **National Objective:**

Activity to prevent, prepare for, and respond to Coronavirus: No

Initial Funding Date: 09/21/2020

Description:

Funds for the overall management of Newton's CDBG program.
 Also includes 20% of the current year's program income.

Financing

	Fund Type	Grant Year	Grant	Funded Amount	Drawn In Program Year	Drawn Thru Program Year
CDBG	EN	2020	B20MC250019	\$385,189.00	\$45,375.43	\$385,189.00
	PI			\$11,144.82	\$0.00	\$11,144.82
Total	Total			\$396,333.82	\$45,375.43	\$396,333.82

Proposed Accomplishments

Actual Accomplishments

Number assisted:

	Owner		Renter		Total		Person	
	Total	Hispanic	Total	Hispanic	Total	Hispanic	Total	Hispanic
White:					0	0		
Black/African American:					0	0		
Asian:					0	0		
American Indian/Alaskan Native:					0	0		
Native Hawaiian/Other Pacific Islander:					0	0		
American Indian/Alaskan Native & White:					0	0		
Asian White:					0	0		
Black/African American & White:					0	0		
American Indian/Alaskan Native & Black/African American:					0	0		
Other multi-racial:					0	0		
Asian/Pacific Islander:					0	0		
Hispanic:					0	0		



U.S. Department of Housing and Urban Development
 Office of Community Planning and Development
 Integrated Disbursement and Information System
 CDBG Activity Summary Report (GPR) for Program Year 2022
 NEWTON

Date: 01-Jul-2023
 Time: 15:24
 Page: 15

Total: 0 0 0 0 0 0 0 0

Female-headed Households: 0

Income Category:

	Owner	Renter	Total	Person
Extremely Low			0	
Low Mod			0	
Moderate			0	
Non Low Moderate			0	
Total	0	0	0	0
Percent Low/Mod				

Annual Accomplishments

No data returned for this view. This might be because the applied filter excludes all data.



U.S. Department of Housing and Urban Development
 Office of Community Planning and Development
 Integrated Disbursement and Information System
 CDBG Activity Summary Report (GPR) for Program Year 2022
 NEWTON

Date: 01-Jul-2023
 Time: 15:24
 Page: 16

PGM Year: 2020
Project: 0004 - CDBG Program Administration
IDIS Activity: 3660 - Contingencies

Status: Open
Location: 1000 Commonwealth Ave Newton, MA 02459-1449
Objective: Create suitable living environments
Outcome: Availability/accessibility
Matrix Code: Other Public Improvements Not Listed
National Objective: LMC
 in 03A-03S (03Z)

Activity to prevent, prepare for, and respond to Coronavirus: No

Initial Funding Date: 06/24/2021

Description:
 Contingency Pool for cost overruns for Neighborhood Improvement, Access and Housing projects- expenditures and accomplishments to be reported in other activities.

Financing
 No data returned for this view. This might be because the applied filter excludes all data.

Proposed Accomplishments

Public Facilities : 1

Actual Accomplishments

Number assisted:

	Owner		Renter		Total		Person	
	Total	Hispanic	Total	Hispanic	Total	Hispanic	Total	Hispanic
White:	0	0	0	0	0	0		0
Black/African American:	0	0	0	0	0	0	0	0
Asian:	0	0	0	0	0	0	0	0
American Indian/Alaskan Native:	0	0	0	0	0	0	0	0
Native Hawaiian/Other Pacific Islander:	0	0	0	0	0	0	0	0
American Indian/Alaskan Native & White:	0	0	0	0	0	0	0	0
Asian White:	0	0	0	0	0	0	0	0
Black/African American & White:	0	0	0	0	0	0	0	0
American Indian/Alaskan Native & Black/African American:	0	0	0	0	0	0	0	0
Other multi-racial:	0	0	62	0	0	0	0	0



U.S. Department of Housing and Urban Development
 Office of Community Planning and Development
 Integrated Disbursement and Information System
 CDBG Activity Summary Report (GPR) for Program Year 2022
 NEWTON

Date: 01-Jul-2023
 Time: 15:24
 Page: 17

Asian/Pacific Islander:	0	0	0	0	0	0	0	0
Hispanic:	0	0	0	0	0	0	0	0
Total:	0	0	0	0	0	0	0	0

Female-headed Households: 0 0 0 0

Income Category:

	Owner	Renter	Total	Person
Extremely Low	0	0	0	0
Low Mod	0	0	0	0
Moderate	0	0	0	0
Non Low Moderate	0	0	0	0
Total	0	0	0	0

Percent Low/Mod

Annual Accomplishments

No data returned for this view. This might be because the applied filter excludes all data.



U.S. Department of Housing and Urban Development
 Office of Community Planning and Development
 Integrated Disbursement and Information System
 CDBG Activity Summary Report (GPR) for Program Year 2022
 NEWTON

Date: 01-Jul-2023
 Time: 15:24
 Page: 18

PGM Year: 2020
Project: 0001 - Housing Rehabilitation and Development
IDIS Activity: 3723 - 48 Moody Street

Status: Canceled 11/1/2022 12:00:00 AM
Location: 48 Moody St Newton, MA 02467-1602
Objective: Provide decent affordable housing
Outcome: Affordability
Matrix Code: Rehab; Single-Unit Residential (14A) **National Objective:** LMH

Activity to prevent, prepare for, and respond to Coronavirus: No

Initial Funding Date: 10/12/2021

Description:
 Rehabilitation project: 48 Moody Street.
 Scope of work consist of Hoarding Cleanout window replacement and possible lead abatement.

Financing
 No data returned for this view. This might be because the applied filter excludes all data.

Proposed Accomplishments

Housing Units : 1

Actual Accomplishments

Number assisted:

	Owner		Renter		Total		Person	
	Total	Hispanic	Total	Hispanic	Total	Hispanic	Total	Hispanic
White:	0	0	0	0	0	0		0
Black/African American:	0	0	0	0	0	0	0	0
Asian:	0	0	0	0	0	0	0	0
American Indian/Alaskan Native:	0	0	0	0	0	0	0	0
Native Hawaiian/Other Pacific Islander:	0	0	0	0	0	0	0	0
American Indian/Alaskan Native & White:	0	0	0	0	0	0	0	0
Asian White:	0	0	0	0	0	0	0	0
Black/African American & White:	0	0	0	0	0	0	0	0
American Indian/Alaskan Native & Black/African American:	0	0	0	0	0	0	0	0



U.S. Department of Housing and Urban Development
 Office of Community Planning and Development
 Integrated Disbursement and Information System
 CDBG Activity Summary Report (GPR) for Program Year 2022
 NEWTON

Date: 01-Jul-2023
 Time: 15:24
 Page: 19

Other multi-racial:	0	0	0	0	0	0	0	0
Asian/Pacific Islander:	0	0	0	0	0	0	0	0
Hispanic:	0	0	0	0	0	0	0	0
Total:	0	0	0	0	0	0	0	0

Female-headed Households: 0 0 0

Income Category:

	Owner	Renter	Total	Person
Extremely Low	0	0	0	0
Low Mod	0	0	0	0
Moderate	0	0	0	0
Non Low Moderate	0	0	0	0
Total	0	0	0	0

Percent Low/Mod

Annual Accomplishments

Years	Accomplishment Narrative	# Benefiting
2020	This project is currently being re-bid in mid-November. Since the original contractor walkthrough, the homeowner has gotten rid of more items and has requested that the City re-bid the project in an effort to solicit a lower bid.	



U.S. Department of Housing and Urban Development
 Office of Community Planning and Development
 Integrated Disbursement and Information System
 CDBG Activity Summary Report (GPR) for Program Year 2022
 NEWTON

Date: 01-Jul-2023
 Time: 15:24
 Page: 20

PGM Year: 2021
Project: 0002 - Housing Rehabilitation and Development
IDIS Activity: 3728 - Housing Program Delivery

Status: Open Objective: Provide decent affordable housing
 Location: 1000 Commonwealth Ave Newton, MA 02459-1449 Outcome: Sustainability
 Matrix Code: Rehabilitation Administration (14H) National Objective: LMH

Activity to prevent, prepare for, and respond to Coronavirus: No

Initial Funding Date: 08/26/2021

Description:
 Funds used to provide administrative services in the support of the rehabilitation and preservation of existing affordable housing for Newton LMI homeowners, non-profits and the Newton Housing Authority.
 Includes the management of the NCDA loan portfolio.

Financing

	Fund Type	Grant Year	Grant	Funded Amount	Drawn In Program Year	Drawn Thru Program Year
CDBG	EN	2021	B21MC250019	\$260,979.51	\$76,016.56	\$256,819.78
	PI			\$35,942.65	\$4,122.16	\$35,942.65
Total	Total			\$296,922.16	\$80,138.72	\$292,762.43

Proposed Accomplishments

Housing Units : 3

Actual Accomplishments

Number assisted:

	Owner		Renter		Total		Person	
	Total	Hispanic	Total	Hispanic	Total	Hispanic	Total	Hispanic
White:	1	0	0	0	1	0	0	0
Black/African American:	0	0	0	0	0	0	0	0
Asian:	0	0	0	0	0	0	0	0
American Indian/Alaskan Native:	0	0	0	0	0	0	0	0
Native Hawaiian/Other Pacific Islander:	0	0	0	0	0	0	0	0
American Indian/Alaskan Native & White:	0	0	0	0	0	0	0	0
Asian White:	0	0	0	0	0	0	0	0
Black/African American & White:	0	0	0	0	0	0	0	0
American Indian/Alaskan Native & Black/African American:	0	0	0	0	0	0	0	0
Other multi-racial:	0	0	0	0	0	0	0	0
Asian/Pacific Islander:	0	0	0	0	0	0	0	0



U.S. Department of Housing and Urban Development
 Office of Community Planning and Development
 Integrated Disbursement and Information System
 CDBG Activity Summary Report (GPR) for Program Year 2022
 NEWTON

Date: 01-Jul-2023
 Time: 15:24
 Page: 21

Hispanic:	0	0	0	0	0	0	0	0
Total:	1	0	0	0	1	0	0	0
Female-headed Households:	0		0		0			

Income Category:

	Owner	Renter	Total	Person
Extremely Low	0	0	0	0
Low Mod	0	0	0	0
Moderate	1	0	1	0
Non Low Moderate	0	0	0	0
Total	1	0	1	0
Percent Low/Mod	100.0%		100.0%	

Annual Accomplishments

Years	Accomplishment Narrative	# Benefiting
2021	<p>This is a placeholder activity for funding staff time related to Housing Program Delivery.</p> <p>Newton maintains its existing affordable housing stock and increases the number of lead safe properties through the CDBG Housing Rehabilitation Program.</p>	



U.S. Department of Housing and Urban Development
 Office of Community Planning and Development
 Integrated Disbursement and Information System
 CDBG Activity Summary Report (GPR) for Program Year 2022
 NEWTON

Date: 01-Jul-2023
 Time: 15:24
 Page: 22

PGM Year: 2021
Project: 0002 - Housing Rehabilitation and Development
IDIS Activity: 3729 - Housing Development and Rehabilitation Program Fund

Status: Open Objective: Provide decent affordable housing
 Location: 1000 Commonwealth Ave Newton, MA 02459-1449 Outcome: Affordability
 Matrix Code: Rehab; Multi-Unit Residential (14B) National Objective: LMH

Activity to prevent, prepare for, and respond to Coronavirus: No

Initial Funding Date: 08/26/2021

Description:
 This activity is a placeholder funding pool for housing rehabilitation and development activities; loans and/or grants may be provided. CDBG funds may be used for rehabilitation of owner-occupied single family homes, multi-family homes, and condominium units as well as rental units or group homes owned/operated by the Newton Housing Authority and other nonprofits. CDBG may also be used for the development and sustainability of affordable housing.

Financing

	Fund Type	Grant Year	Grant	Funded Amount	Drawn In Program Year	Drawn Thru Program Year
CDBG	EN	2021	B21MC250019	\$599,406.02	\$0.00	\$0.00
Total	Total			\$599,406.02	\$0.00	\$0.00

Proposed Accomplishments

Housing Units : 3

Actual Accomplishments

Number assisted:

	Owner		Renter		Total		Person	
	Total	Hispanic	Total	Hispanic	Total	Hispanic	Total	Hispanic
White:	0	0	0	0	0	0	0	0
Black/African American:	0	0	0	0	0	0	0	0
Asian:	0	0	0	0	0	0	0	0
American Indian/Alaskan Native:	0	0	0	0	0	0	0	0
Native Hawaiian/Other Pacific Islander:	0	0	0	0	0	0	0	0
American Indian/Alaskan Native & White:	0	0	0	0	0	0	0	0
Asian White:	0	0	0	0	0	0	0	0
Black/African American & White:	0	0	0	0	0	0	0	0
American Indian/Alaskan Native & Black/African American:	0	0	0	0	0	0	0	0
Other multi-racial:	0	0	0	0	0	0	0	0
Asian/Pacific Islander:	0	0	0	0	0	0	0	0



U.S. Department of Housing and Urban Development
 Office of Community Planning and Development
 Integrated Disbursement and Information System
 CDBG Activity Summary Report (GPR) for Program Year 2022
 NEWTON

Date: 01-Jul-2023
 Time: 15:24
 Page: 23

Hispanic:	0	0	0	0	0	0	0	0	0
Total:	0	0	0	0	0	0	0	0	0
Female-headed Households:	0		0		0				

Income Category:

	Owner	Renter	Total	Person
Extremely Low	0	0	0	0
Low Mod	0	0	0	0
Moderate	0	0	0	0
Non Low Moderate	0	0	0	0
Total	0	0	0	0
Percent Low/Mod				

Annual Accomplishments

No data returned for this view. This might be because the applied filter excludes all data.



U.S. Department of Housing and Urban Development
 Office of Community Planning and Development
 Integrated Disbursement and Information System
 CDBG Activity Summary Report (GPR) for Program Year 2022
 NEWTON

Date: 01-Jul-2023
 Time: 15:24
 Page: 24

PGM Year:	2021		
Project:	0002 - Housing Rehabilitation and Development		
IDIS Activity:	3730 - Housing Program Income Fund		
Status:	Open	Objective:	Provide decent affordable housing
Location:	1000 Commonwealth Ave Newton, MA 02459-1449	Outcome:	Sustainability
		Matrix Code:	Rehab; Single-Unit Residential (14A)
		National Objective:	LMH

Activity to prevent, prepare for, and respond to Coronavirus: No

Initial Funding Date: 09/08/2021

Description:

Placeholder activity to hold repayments from prior housing rehabilitation loans.
 Loan repayments will be reused to fund new housing rehabilitation projects of income-eligible homeowners or non-profit affordable housing.
 New activity may be in the form of loans and/or grants.
 (Program Income received as PI.)

Financing

No data returned for this view. This might be because the applied filter excludes all data.

Proposed Accomplishments

Housing Units : 2

Actual Accomplishments

Number assisted:

	Owner		Renter		Total		Person	
	Total	Hispanic	Total	Hispanic	Total	Hispanic	Total	Hispanic
White:	0	0	0	0	0	0		0
Black/African American:	0	0	0	0	0	0	0	0
Asian:	0	0	0	0	0	0	0	0
American Indian/Alaskan Native:	0	0	0	0	0	0	0	0
Native Hawaiian/Other Pacific Islander:	0	0	0	0	0	0	0	0
American Indian/Alaskan Native & White:	0	0	0	0	0	0	0	0
Asian White:	0	0	0	0	0	0	0	0



U.S. Department of Housing and Urban Development
 Office of Community Planning and Development
 Integrated Disbursement and Information System
 CDBG Activity Summary Report (GPR) for Program Year 2022
 NEWTON

Date: 01-Jul-2023
 Time: 15:24
 Page: 25

Black/African American & White:	0	0	0	0	0	0	0	0
American Indian/Alaskan Native & Black/African American:	0	0	0	0	0	0	0	0
Other multi-racial:	0	0	0	0	0	0	0	0
Asian/Pacific Islander:	0	0	0	0	0	0	0	0
Hispanic:	0	0	0	0	0	0	0	0
Total:	0	0	0	0	0	0	0	0

Female-headed Households: 0 0 0 0

Income Category:

	Owner	Renter	Total	Person
Extremely Low	0	0	0	0
Low Mod	0	0	0	0
Moderate	0	0	0	0
Non Low Moderate	0	0	0	0
Total	0	0	0	0
Percent Low/Mod				

Annual Accomplishments

No data returned for this view. This might be because the applied filter excludes all data.



U.S. Department of Housing and Urban Development
 Office of Community Planning and Development
 Integrated Disbursement and Information System
 CDBG Activity Summary Report (GPR) for Program Year 2022
 NEWTON

Date: 01-Jul-2023
 Time: 15:24
 Page: 26

PGM Year: 2021
Project: 0004 - Accessibility Improvements
IDIS Activity: 3731 - McGrath Park Accessible Path
Status: Open
Location: 1600 Washington St Newton, MA 02465-2231
Objective: Create suitable living environments
Outcome: Availability/accessibility
Matrix Code: Parks, Recreational Facilities (03F) **National Objective:** LMC

Activity to prevent, prepare for, and respond to Coronavirus: No

Initial Funding Date: 08/26/2021

Description:

This project will create an accessible pathway around the perimeter of McGrath Park.
 This pathway will be accessible from all three entrances into the park and will include the addition of four benches along the path.

Financing

	Fund Type	Grant Year	Grant	Funded Amount	Drawn In Program Year	Drawn Thru Program Year
CDBG	EN	2021	B21MC250019	\$95,000.00	\$0.00	\$0.00
Total	Total			\$95,000.00	\$0.00	\$0.00

Proposed Accomplishments

Public Facilities : 1,360

Actual Accomplishments

Number assisted:

	Owner		Renter		Total		Person	
	Total	Hispanic	Total	Hispanic	Total	Hispanic	Total	Hispanic
White:	0	0	0	0	0	0		0
Black/African American:	0	0	0	0	0	0	0	0
Asian:	0	0	0	0	0	0	0	0
American Indian/Alaskan Native:	0	0	0	0	0	0	0	0
Native Hawaiian/Other Pacific Islander:	0	0	0	0	0	0	0	0
American Indian/Alaskan Native & White:	0	0	0	0	0	0	0	0
Asian White:	0	0	0	0	0	0	0	0
Black/African American & White:	0	0	0	0	0	0	0	0
American Indian/Alaskan Native & Black/African American:	0	0	0	0	0	0	0	0
Other multi-racial:	0	0	0	0	0	0	0	0
Asian/Pacific Islander:	0	0	0	0	0	0	0	0
Hispanic:	0	0	0	0	0	0	0	0



U.S. Department of Housing and Urban Development
 Office of Community Planning and Development
 Integrated Disbursement and Information System
 CDBG Activity Summary Report (GPR) for Program Year 2022
 NEWTON

Date: 01-Jul-2023
 Time: 15:24
 Page: 27

Total: 0 0 0 0 0 0 0 0

Female-headed Households: 0 0 0 0

Income Category:

	Owner	Renter	Total	Person
Extremely Low	0	0	0	0
Low Mod	0	0	0	0
Moderate	0	0	0	0
Non Low Moderate	0	0	0	0
Total	0	0	0	0
Percent Low/Mod				

Annual Accomplishments

No data returned for this view. This might be because the applied filter excludes all data.



U.S. Department of Housing and Urban Development
 Office of Community Planning and Development
 Integrated Disbursement and Information System
 CDBG Activity Summary Report (GPR) for Program Year 2022
 NEWTON

Date: 01-Jul-2023
 Time: 15:24
 Page: 28

PGM Year: 2021
Project: 0003 - Public Services
IDIS Activity: 3745 - Human Services Program Income Reserve

Status: Canceled 10/14/2022 12:00:00 AM
Location: 1000 Commonwealth Ave Newton, MA 02459-1449
Objective: Create suitable living environments
Outcome: Sustainability
Matrix Code: Other Public Services Not Listed in 05A-05Y, 03T (05Z)
National Objective: LMC

Activity to prevent, prepare for, and respond to Coronavirus: No

Initial Funding Date: 09/08/2021

Description:
 15% of Housing Rehabilitation Loan Repayments collected in FY21 are reserved as Program Income (PI) to fund FY23 public service projects.
 Placeholder activity.

Financing
 No data returned for this view. This might be because the applied filter excludes all data.

Proposed Accomplishments

People (General) : 100

Actual Accomplishments

Number assisted:

	Owner		Renter		Total		Person	
	Total	Hispanic	Total	Hispanic	Total	Hispanic	Total	Hispanic
White:	0	0	0	0	0	0		0
Black/African American:	0	0	0	0	0	0	0	0
Asian:	0	0	0	0	0	0	0	0
American Indian/Alaskan Native:	0	0	0	0	0	0	0	0
Native Hawaiian/Other Pacific Islander:	0	0	0	0	0	0	0	0
American Indian/Alaskan Native & White:	0	0	0	0	0	0	0	0
Asian White:	0	0	0	0	0	0	0	0
Black/African American & White:	0	0	0	0	0	0	0	0
American Indian/Alaskan Native & Black/African American:	0	0	0	0	0	0	0	0



U.S. Department of Housing and Urban Development
 Office of Community Planning and Development
 Integrated Disbursement and Information System
 CDBG Activity Summary Report (GPR) for Program Year 2022
 NEWTON

Date: 01-Jul-2023
 Time: 15:24
 Page: 29

Other multi-racial:	0	0	0	0	0	0	0	0
Asian/Pacific Islander:	0	0	0	0	0	0	0	0
Hispanic:	0	0	0	0	0	0	0	0
Total:	0	0	0	0	0	0	0	0

Female-headed Households: 0 0 0

Income Category:

	Owner	Renter	Total	Person
Extremely Low	0	0	0	0
Low Mod	0	0	0	0
Moderate	0	0	0	0
Non Low Moderate	0	0	0	0
Total	0	0	0	0

Percent Low/Mod

Annual Accomplishments

Years	Accomplishment Narrative	# Benefiting
2021	Funds moved to FY23 (FFY22) JFCS project.	



U.S. Department of Housing and Urban Development
 Office of Community Planning and Development
 Integrated Disbursement and Information System
 CDBG Activity Summary Report (GPR) for Program Year 2022
 NEWTON

Date: 01-Jul-2023
 Time: 15:24
 Page: 30

PGM Year: 2021
Project: 0005 - CDBG Program Administration
IDIS Activity: 3746 - Program Administration
Status: Open
Location: ,
Objective:
Outcome:
Matrix Code: General Program Administration (21A) **National Objective:**

Activity to prevent, prepare for, and respond to Coronavirus: No

Initial Funding Date: 08/26/2021

Description:
 Funds for the overall management of Newton's CDBG program.
 Also includes 20% of the current year's program income.

Financing

	Fund Type	Grant Year	Grant	Funded Amount	Drawn In Program Year	Drawn Thru Program Year
CDBG	EN	2021	B21MC250019	\$391,689.00	\$51,818.87	\$381,123.10
	PI			\$8,676.49	\$721.37	\$8,676.49
Total	Total			\$400,365.49	\$52,540.24	\$389,799.59

Proposed Accomplishments

Actual Accomplishments

Number assisted:

	Owner		Renter		Total		Person	
	Total	Hispanic	Total	Hispanic	Total	Hispanic	Total	Hispanic
White:					0	0		
Black/African American:					0	0		
Asian:					0	0		
American Indian/Alaskan Native:					0	0		
Native Hawaiian/Other Pacific Islander:					0	0		
American Indian/Alaskan Native & White:					0	0		
Asian White:					0	0		
Black/African American & White:					0	0		
American Indian/Alaskan Native & Black/African American:					0	0		
Other multi-racial:					0	0		
Asian/Pacific Islander:					0	0		
Hispanic:					0	0		



U.S. Department of Housing and Urban Development
 Office of Community Planning and Development
 Integrated Disbursement and Information System
 CDBG Activity Summary Report (GPR) for Program Year 2022
 NEWTON

Date: 01-Jul-2023
 Time: 15:24
 Page: 31

Total: 0 0 0 0 0 0 0 0

Female-headed Households: 0

Income Category:

	Owner	Renter	Total	Person
Extremely Low			0	
Low Mod			0	
Moderate			0	
Non Low Moderate			0	
Total	0	0	0	0
Percent Low/Mod				

Annual Accomplishments

No data returned for this view. This might be because the applied filter excludes all data.



U.S. Department of Housing and Urban Development
 Office of Community Planning and Development
 Integrated Disbursement and Information System
 CDBG Activity Summary Report (GPR) for Program Year 2022
 NEWTON

Date: 01-Jul-2023
 Time: 15:24
 Page: 32

PGM Year: 2021
Project: 0005 - CDBG Program Administration
IDIS Activity: 3747 - Citizen Participation
 Status: Open Objective:
 Location: , Outcome:
 Matrix Code: Public Information (21C) National Objective:

Activity to prevent, prepare for, and respond to Coronavirus: No

Initial Funding Date: 08/26/2021

Description:
 Funds for activities to enhance citizen participation

Financing

	Fund Type	Grant Year	Grant	Funded Amount	Drawn In Program Year	Drawn Thru Program Year
CDBG	EN	2021	B21MC250019	\$1,000.00	\$808.28	\$1,000.00
Total	Total			\$1,000.00	\$808.28	\$1,000.00

Proposed Accomplishments

Actual Accomplishments

Number assisted:

	Owner		Renter		Total		Person	
	Total	Hispanic	Total	Hispanic	Total	Hispanic	Total	Hispanic
White:					0	0		
Black/African American:					0	0		
Asian:					0	0		
American Indian/Alaskan Native:					0	0		
Native Hawaiian/Other Pacific Islander:					0	0		
American Indian/Alaskan Native & White:					0	0		
Asian White:					0	0		
Black/African American & White:					0	0		
American Indian/Alaskan Native & Black/African American:					0	0		
Other multi-racial:					0	0		
Asian/Pacific Islander:					0	0		
Hispanic:					0	0		
Total:	0	0	0	0	0	0	0	0

Female-headed Households:

78

0



U.S. Department of Housing and Urban Development
Office of Community Planning and Development
Integrated Disbursement and Information System
CDBG Activity Summary Report (GPR) for Program Year 2022
NEWTON

Date: 01-Jul-2023
Time: 15:24
Page: 33

Income Category:

	Owner	Renter	Total	Person
Extremely Low			0	
Low Mod			0	
Moderate			0	
Non Low Moderate			0	
Total	0	0	0	0
Percent Low/Mod				

Annual Accomplishments

No data returned for this view. This might be because the applied filter excludes all data.



U.S. Department of Housing and Urban Development
 Office of Community Planning and Development
 Integrated Disbursement and Information System
 CDBG Activity Summary Report (GPR) for Program Year 2022
 NEWTON

Date: 01-Jul-2023
 Time: 15:24
 Page: 34

PGM Year: 2021
Project: 0005 - CDBG Program Administration
IDIS Activity: 3748 - Contingencies

Status: Open
Location: 1000 Commonwealth Ave Newton, MA 02459-1449
Objective: Create suitable living environments
Outcome: Availability/accessibility
Matrix Code: Other Public Improvements Not Listed
National Objective: LMC
 in 03A-03S (03Z)

Activity to prevent, prepare for, and respond to Coronavirus: No

Initial Funding Date: 06/28/2022

Description:
 Contingency Pool for cost overruns for Neighborhood Improvement, Access and Housing projects- expenditures and accomplishments to be reported in other activities.

Financing

	Fund Type	Grant Year	Grant	Funded Amount	Drawn In Program Year	Drawn Thru Program Year
CDBG	EN	2021	B21MC250019	\$1,545.00	\$0.00	\$0.00
Total	Total			\$1,545.00	\$0.00	\$0.00

Proposed Accomplishments

Public Facilities : 1

Actual Accomplishments

Number assisted:

	Owner		Renter		Total		Person	
	Total	Hispanic	Total	Hispanic	Total	Hispanic	Total	Hispanic
White:	0	0	0	0	0	0		0
Black/African American:	0	0	0	0	0	0	0	0
Asian:	0	0	0	0	0	0	0	0
American Indian/Alaskan Native:	0	0	0	0	0	0	0	0
Native Hawaiian/Other Pacific Islander:	0	0	0	0	0	0	0	0
American Indian/Alaskan Native & White:	0	0	0	0	0	0	0	0
Asian White:	0	0	0	0	0	0	0	0
Black/African American & White:	0	0	0	0	0	0	0	0
American Indian/Alaskan Native & Black/African American:	0	0	0	0	0	0	0	0
Other multi-racial:	0	0	0	0	0	0	0	0
Asian/Pacific Islander:	0	0	0	0	0	0	0	0
Hispanic:	0	0	0	0	0	0	0	0
Total:	0	0	0	0	0	0	0	0



U.S. Department of Housing and Urban Development
 Office of Community Planning and Development
 Integrated Disbursement and Information System
 CDBG Activity Summary Report (GPR) for Program Year 2022
 NEWTON

Date: 01-Jul-2023
 Time: 15:24
 Page: 35

Female-headed Households: 0 0 0

Income Category:

	Owner	Renter	Total	Person
Extremely Low	0	0	0	0
Low Mod	0	0	0	0
Moderate	0	0	0	0
Non Low Moderate	0	0	0	0
Total	0	0	0	0

Percent Low/Mod

Annual Accomplishments

No data returned for this view. This might be because the applied filter excludes all data.



U.S. Department of Housing and Urban Development
 Office of Community Planning and Development
 Integrated Disbursement and Information System
 CDBG Activity Summary Report (GPR) for Program Year 2022
 NEWTON

Date: 01-Jul-2023
 Time: 15:24
 Page: 36

PGM Year: 2020
Project: 0001 - Housing Rehabilitation and Development
IDIS Activity: 3767 - 18-20 Coyne Road - Pathway 2 Possible

Status: Open Objective: Create suitable living environments
 Location: 18 Coyne Rd Newton, MA 02468-1039 Outcome: Availability/accessibility
 Matrix Code: Rehab; Multi-Unit Residential (14B) National Objective: LMH

Activity to prevent, prepare for, and respond to Coronavirus: No

Initial Funding Date: 09/14/2021

Description:

Rehabilitation project: 18-20 Coyne Road.
 Scope of work consist of to adding accessibility platform to the front of the building, to enable residents to safely enter and exit the residence, preventing the blocking of the adjoining shared easement.
 The project will be funded with approximately \$80,000.00 in Community Development Block Grant (CDBG) funds..

Financing

	Fund Type	Grant Year	Grant	Funded Amount	Drawn In Program Year	Drawn Thru Program Year
CDBG	EN	2019	B19MC250019	\$25,372.51	\$15,862.65	\$15,862.65
		2020	B20MC250019	\$54,627.49	\$53,200.35	\$53,200.35
Total	Total			\$80,000.00	\$69,063.00	\$69,063.00

Proposed Accomplishments

Housing Units : 1

Actual Accomplishments

Number assisted:

	Owner		Renter		Total		Person	
	Total	Hispanic	Total	Hispanic	Total	Hispanic	Total	Hispanic
White:	0	0	0	0	0	0	0	0
Black/African American:	0	0	0	0	0	0	0	0
Asian:	0	0	0	0	0	0	0	0
American Indian/Alaskan Native:	0	0	0	0	0	0	0	0
Native Hawaiian/Other Pacific Islander:	0	0	0	0	0	0	0	0
American Indian/Alaskan Native & White:	0	0	0	0	0	0	0	0
Asian White:	0	0	0	0	0	0	0	0
Black/African American & White:	0	0	0	0	0	0	0	0
American Indian/Alaskan Native & Black/African American:	0	0	0	0	0	0	0	0
Other multi-racial:	0	0	0	0	0	0	0	0



U.S. Department of Housing and Urban Development
 Office of Community Planning and Development
 Integrated Disbursement and Information System
 CDBG Activity Summary Report (GPR) for Program Year 2022
 NEWTON

Date: 01-Jul-2023
 Time: 15:24
 Page: 37

Asian/Pacific Islander:	0	0	0	0	0	0	0	0
Hispanic:	0	0	0	0	0	0	0	0
Total:	0	0	0	0	0	0	0	0

Female-headed Households: 0 0 0 0

Income Category:

	Owner	Renter	Total	Person
Extremely Low	0	0	0	0
Low Mod	0	0	0	0
Moderate	0	0	0	0
Non Low Moderate	0	0	0	0
Total	0	0	0	0

Percent Low/Mod

Annual Accomplishments

No data returned for this view. This might be because the applied filter excludes all data.



U.S. Department of Housing and Urban Development
 Office of Community Planning and Development
 Integrated Disbursement and Information System
 CDBG Activity Summary Report (GPR) for Program Year 2022
 NEWTON

Date: 01-Jul-2023
 Time: 15:24
 Page: 38

PGM Year: 2021
Project: 0002 - Housing Rehabilitation and Development
IDIS Activity: 3770 - Nonantum Village Place
Status: Open
Location: 241 Watertown St Newton, MA 02458-1380
Objective: Provide decent affordable housing
Outcome: Affordability
Matrix Code: Rehab; Multi-Unit Residential (14B) **National Objective:** LMH

Activity to prevent, prepare for, and respond to Coronavirus: No

Initial Funding Date: 08/31/2021

Description:
 Nonantum Village Place, Inc. received \$100,000 in FY22 Newton CDBG funds to support capital needs improvements and energy efficiency upgrades at Nonantum Village Place, an existing 35-unit very low-income permanent affordable senior housing project.
 CDBG funds will be used for development soft costs.
 34units are affordable to low income households at or below 50% AMI with one rent free manager unit

Financing

	Fund Type	Grant Year	Grant	Funded Amount	Drawn In Program Year	Drawn Thru Program Year
CDBG	EN	2021	B21MC250019	\$100,000.00	\$80,900.00	\$80,900.00
Total	Total			\$100,000.00	\$80,900.00	\$80,900.00

Proposed Accomplishments

Housing Units : 35

Actual Accomplishments

Number assisted:

	Owner		Renter		Total		Person	
	Total	Hispanic	Total	Hispanic	Total	Hispanic	Total	Hispanic
White:	0	0	0	0	0	0		0
Black/African American:	0	0	0	0	0	0	0	0
Asian:	0	0	0	0	0	0	0	0
American Indian/Alaskan Native:	0	0	0	0	0	0	0	0
Native Hawaiian/Other Pacific Islander:	0	0	0	0	0	0	0	0
American Indian/Alaskan Native & White:	0	0	0	0	0	0	0	0
Asian White:	0	0	0	0	0	0	0	0
Black/African American & White:	0	0	0	0	0	0	0	0
American Indian/Alaskan Native & Black/African American:	0	0	0	0	0	0	0	0
Other multi-racial:	0	0	0	0	0	0	0	0



U.S. Department of Housing and Urban Development
 Office of Community Planning and Development
 Integrated Disbursement and Information System
 CDBG Activity Summary Report (GPR) for Program Year 2022
 NEWTON

Date: 01-Jul-2023
 Time: 15:24
 Page: 39

Asian/Pacific Islander:	0	0	0	0	0	0	0	0
Hispanic:	0	0	0	0	0	0	0	0
Total:	0	0	0	0	0	0	0	0

Female-headed Households: 0 0 0 0

Income Category:

	Owner	Renter	Total	Person
Extremely Low	0	0	0	0
Low Mod	0	0	0	0
Moderate	0	0	0	0
Non Low Moderate	0	0	0	0
Total	0	0	0	0

Percent Low/Mod

Annual Accomplishments

No data returned for this view. This might be because the applied filter excludes all data.



U.S. Department of Housing and Urban Development
 Office of Community Planning and Development
 Integrated Disbursement and Information System
 CDBG Activity Summary Report (GPR) for Program Year 2022
 NEWTON

Date: 01-Jul-2023
 Time: 15:24
 Page: 40

PGM Year:	2020	Objective:	Create suitable living environments
Project:	0001 - Housing Rehabilitation and Development	Outcome:	Availability/accessibility
IDIS Activity:	3772 - Coleman House Preservation- 2Life Communities	Matrix Code:	Relocation (08)
Status:	Open	National Objective:	LMH
Location:	677 Winchester St Newton, MA 02459-3222		

Activity to prevent, prepare for, and respond to Coronavirus: No

Initial Funding Date: 09/30/2021

Description:

Project involves relocation costs and capital improvements to 2Life Communities Coleman Senior House Project. The scope includes reconfiguring the 146, 1-BR apartments to meet 2Life's adaptable design standards and accessibility requirements, a life-cycle investment to preserve building systems (masonry, roof, windows, HVAC, electrical and plumbing), redesign of the program spaces to serve as a village center for residents, and the reconfiguration of the kitchen and bathrooms.

Financing

	Fund Type	Grant Year	Grant	Funded Amount	Drawn In Program Year	Drawn Thru Program Year
CDBG	EN	2019	B19MC250019	\$69,487.77	\$0.00	\$69,487.77
		2020	B20MC250019	\$342,410.23	\$300,766.00	\$321,815.47
Total	Total			\$411,898.00	\$300,766.00	\$391,303.24

Proposed Accomplishments

Households (General) : 146

Actual Accomplishments

Number assisted:

	Owner		Renter		Total		Person	
	Total	Hispanic	Total	Hispanic	Total	Hispanic	Total	Hispanic
White:	0	0	0	0	0	0	0	0
Black/African American:	0	0	0	0	0	0	0	0
Asian:	0	0	0	0	0	0	0	0
American Indian/Alaskan Native:	0	0	0	0	0	0	0	0
Native Hawaiian/Other Pacific Islander:	0	0	0	0	0	0	0	0
American Indian/Alaskan Native & White:	0	0	0	0	0	0	0	0
Asian White:	0	0	0	0	0	0	0	0
Black/African American & White:	0	0	0	0	0	0	0	0
American Indian/Alaskan Native & Black/African American:	0	0	0	0	0	0	0	0
Other multi-racial:	0	0	0	0	0	0	0	0



U.S. Department of Housing and Urban Development
 Office of Community Planning and Development
 Integrated Disbursement and Information System
 CDBG Activity Summary Report (GPR) for Program Year 2022
 NEWTON

Date: 01-Jul-2023
 Time: 15:24
 Page: 41

Asian/Pacific Islander:	0	0	0	0	0	0	0	0
Hispanic:	0	0	0	0	0	0	0	0
Total:	0	0	0	0	0	0	0	0

Female-headed Households: 0 0 0 0

Income Category:

	Owner	Renter	Total	Person
Extremely Low	0	0	0	0
Low Mod	0	0	0	0
Moderate	0	0	0	0
Non Low Moderate	0	0	0	0
Total	0	0	0	0

Percent Low/Mod

Annual Accomplishments

Years	Accomplishment Narrative	# Benefiting
2020	Financial closing took place in August 2021 with construction beginning soon thereafter.	



U.S. Department of Housing and Urban Development
 Office of Community Planning and Development
 Integrated Disbursement and Information System
 CDBG Activity Summary Report (GPR) for Program Year 2022
 NEWTON

Date: 01-Jul-2023
 Time: 15:24
 Page: 42

PGM Year: 2019
Project: 0001 - Housing Rehabilitation and Development Program Fund (CDBG)
IDIS Activity: 3788 - CAN-DO Rehab (20-22 Falmouth Road)
Status: Open **Objective:** Provide decent affordable housing
Location: 20 Falmouth Rd Newton, MA 02465-1119 **Outcome:** Affordability
Matrix Code: Rehab; Single-Unit Residential (14A) **National Objective:** LMH

Activity to prevent, prepare for, and respond to Coronavirus: No

Initial Funding Date: 11/30/2022

Description:

Rehabilitation project: CAN-DO Rehab (20-22 Falmouth Road).
 Scope of work consist of window concrete walkway, deck, and boiler,in this NHA project.
 Acquisition and Rehab for 13 projects.

Financing

	Fund Type	Grant Year	Grant	Funded Amount	Drawn In Program Year	Drawn Thru Program Year
CDBG	EN	2018	B18MC250019	\$104,700.00	\$104,700.00	\$104,700.00
Total	Total			\$104,700.00	\$104,700.00	\$104,700.00

Proposed Accomplishments

Housing Units : 1

Actual Accomplishments

Number assisted:

	Owner		Renter		Total		Person	
	Total	Hispanic	Total	Hispanic	Total	Hispanic	Total	Hispanic
White:	0	0	0	0	0	0		0
Black/African American:	0	0	0	0	0	0	0	0
Asian:	0	0	0	0	0	0	0	0
American Indian/Alaskan Native:	0	0	0	0	0	0	0	0
Native Hawaiian/Other Pacific Islander:	0	0	0	0	0	0	0	0
American Indian/Alaskan Native & White:	0	0	0	0	0	0	0	0
Asian White:	0	0	0	0	0	0	0	0
Black/African American & White:	0	0	0	0	0	0	0	0
American Indian/Alaskan Native & Black/African American:	0	0	0	0	0	0	0	0
Other multi-racial:	0	0	0	0	0	0	0	0
Asian/Pacific Islander:	0	0	0	0	0	0	0	0
Hispanic:	0	0	0	0	0	0	0	0



U.S. Department of Housing and Urban Development
 Office of Community Planning and Development
 Integrated Disbursement and Information System
 CDBG Activity Summary Report (GPR) for Program Year 2022
 NEWTON

Date: 01-Jul-2023
 Time: 15:24
 Page: 43

Total: 0 0 0 0 0 0 0 0

Female-headed Households: 0 0 0 0

Income Category:

	Owner	Renter	Total	Person
Extremely Low	0	0	0	0
Low Mod	0	0	0	0
Moderate	0	0	0	0
Non Low Moderate	0	0	0	0
Total	0	0	0	0
Percent Low/Mod				

Annual Accomplishments

No data returned for this view. This might be because the applied filter excludes all data.



U.S. Department of Housing and Urban Development
 Office of Community Planning and Development
 Integrated Disbursement and Information System
 CDBG Activity Summary Report (GPR) for Program Year 2022
 NEWTON

Date: 01-Jul-2023
 Time: 15:24
 Page: 44

PGM Year: 2021
Project: 0002 - Housing Rehabilitation and Development
IDIS Activity: 3800 - 135 Edinboro Street
Status: Open
Location: 135 Edinboro St Newton, MA 02460-1337
Objective: Create suitable living environments
Outcome: Availability/accessibility
Matrix Code: Rehab; Single-Unit Residential (14A) **National Objective:** LMH

Activity to prevent, prepare for, and respond to Coronavirus: Yes

Initial Funding Date: 05/02/2022

Description:
 Rehabilitation project: 135 Edinboro Street.
 Scope of work consist of windows, heating system and other code violations.

Financing

	Fund Type	Grant Year	Grant	Funded Amount	Drawn In Program Year	Drawn Thru Program Year
CDBG	EN	2020	B20MC250019	\$1,000.00	\$720.00	\$720.00
		2021	B21MC250019	\$52,400.00	\$0.00	\$0.00
Total	Total			\$53,400.00	\$720.00	\$720.00

Proposed Accomplishments

Housing Units : 1

Actual Accomplishments

Number assisted:

	Owner		Renter		Total		Person	
	Total	Hispanic	Total	Hispanic	Total	Hispanic	Total	Hispanic
White:	0	0	0	0	0	0		0
Black/African American:	0	0	0	0	0	0	0	0
Asian:	0	0	0	0	0	0	0	0
American Indian/Alaskan Native:	0	0	0	0	0	0	0	0
Native Hawaiian/Other Pacific Islander:	0	0	0	0	0	0	0	0
American Indian/Alaskan Native & White:	0	0	0	0	0	0	0	0
Asian White:	0	0	0	0	0	0	0	0
Black/African American & White:	0	0	0	0	0	0	0	0
American Indian/Alaskan Native & Black/African American:	0	0	0	0	0	0	0	0
Other multi-racial:	0	0	0	0	0	0	0	0
Asian/Pacific Islander:	0	0	0	0	0	0	0	0



U.S. Department of Housing and Urban Development
 Office of Community Planning and Development
 Integrated Disbursement and Information System
 CDBG Activity Summary Report (GPR) for Program Year 2022
 NEWTON

Date: 01-Jul-2023
 Time: 15:24
 Page: 45

Hispanic:	0	0	0	0	0	0	0	0	0
Total:	0	0	0	0	0	0	0	0	0
Female-headed Households:	0		0		0				

Income Category:

	Owner	Renter	Total	Person
Extremely Low	0	0	0	0
Low Mod	0	0	0	0
Moderate	0	0	0	0
Non Low Moderate	0	0	0	0
Total	0	0	0	0
Percent Low/Mod				

Annual Accomplishments

No data returned for this view. This might be because the applied filter excludes all data.



U.S. Department of Housing and Urban Development
 Office of Community Planning and Development
 Integrated Disbursement and Information System
 CDBG Activity Summary Report (GPR) for Program Year 2022
 NEWTON

Date: 01-Jul-2023
 Time: 15:24
 Page: 46

PGM Year:	2022		
Project:	0001 - Housing Rehabilitation and Development		
IDIS Activity:	3804 - Housing Program Delivery		
Status:	Open	Objective:	Provide decent affordable housing
Location:	1000 Commonwealth Ave Newton, MA 02459-1449	Outcome:	Sustainability
		Matrix Code:	Rehabilitation Administration (14H) National Objective: LMH

Activity to prevent, prepare for, and respond to Coronavirus: No

Initial Funding Date: 09/30/2022

Description:
 Funds used to provide administrative services in the support of the rehabilitation and preservation of existing affordable housing for Newton LMI homeowners, non-profits and the Newton Housing Authority.
 Includes the management of the NCDA loan portfolio.

Financing

	Fund Type	Grant Year	Grant	Funded Amount	Drawn In Program Year	Drawn Thru Program Year
CDBG	EN	2022	B22MC250019	\$289,875.00	\$223,015.76	\$223,015.76
Total	Total			\$289,875.00	\$223,015.76	\$223,015.76

Proposed Accomplishments

Housing Units : 33

Actual Accomplishments

Number assisted:

	Owner		Renter		Total		Person	
	Total	Hispanic	Total	Hispanic	Total	Hispanic	Total	Hispanic
White:	0	0	0	0	0	0		0
Black/African American:	0	0	0	0	0	0	0	0
Asian:	0	0	0	0	0	0	0	0
American Indian/Alaskan Native:	0	0	0	0	0	0	0	0
Native Hawaiian/Other Pacific Islander:	0	0	0	0	0	0	0	0
American Indian/Alaskan Native & White:	0	0	0	0	0	0	0	0
Asian White:	0	0	0	0	0	0	0	0
Black/African American & White:	0	0	0	0	0	0	0	0
American Indian/Alaskan Native & Black/African American:	0	0	0	0	0	0	0	0
Other multi-racial:	0	0	0	0	0	0	0	0
Asian/Pacific Islander:	0	0	0	0	0	0	0	0
Hispanic:	0	0	0	0	0	0	0	0



U.S. Department of Housing and Urban Development
 Office of Community Planning and Development
 Integrated Disbursement and Information System
 CDBG Activity Summary Report (GPR) for Program Year 2022
 NEWTON

Date: 01-Jul-2023
 Time: 15:24
 Page: 47

Total: 0 0 0 0 0 0 0 0

Female-headed Households: 0 0 0 0

Income Category:

	Owner	Renter	Total	Person
Extremely Low	0	0	0	0
Low Mod	0	0	0	0
Moderate	0	0	0	0
Non Low Moderate	0	0	0	0
Total	0	0	0	0
Percent Low/Mod				

Annual Accomplishments

No data returned for this view. This might be because the applied filter excludes all data.



U.S. Department of Housing and Urban Development
 Office of Community Planning and Development
 Integrated Disbursement and Information System
 CDBG Activity Summary Report (GPR) for Program Year 2022
 NEWTON

Date: 01-Jul-2023
 Time: 15:24
 Page: 48

PGM Year: 2022
Project: 0001 - Housing Rehabilitation and Development
IDIS Activity: 3805 - Housing Development and Rehabilitation Program Fund
Status: Open
Location: 1000 Commonwealth Ave Newton, MA 02459-1449
Objective: Provide decent affordable housing
Outcome: Affordability
Matrix Code: Rehab; Multi-Unit Residential (14B) **National Objective:** LMH

Activity to prevent, prepare for, and respond to Coronavirus: No

Initial Funding Date: 09/30/2022

Description:
 This activity is a placeholder funding pool for housing rehabilitation and development activities; loans and/or grants may be provided. CDBG funds may be used for rehabilitation of owner-occupied single family homes, multi-family homes, and condominium units as well as rental units or group homes owned/operated by the Newton Housing Authority and other nonprofits. CDBG may also be used for the development and sustainability of affordable housing.

Financing

	Fund Type	Grant Year	Grant	Funded Amount	Drawn In Program Year	Drawn Thru Program Year
CDBG	EN	2022	B22MC250019	\$839,497.00	\$0.00	\$0.00
Total	Total			\$839,497.00	\$0.00	\$0.00

Proposed Accomplishments

Housing Units : 33

Actual Accomplishments

Number assisted:

	Owner		Renter		Total		Person	
	Total	Hispanic	Total	Hispanic	Total	Hispanic	Total	Hispanic
White:	0	0	0	0	0	0	0	0
Black/African American:	0	0	0	0	0	0	0	0
Asian:	0	0	0	0	0	0	0	0
American Indian/Alaskan Native:	0	0	0	0	0	0	0	0
Native Hawaiian/Other Pacific Islander:	0	0	0	0	0	0	0	0
American Indian/Alaskan Native & White:	0	0	0	0	0	0	0	0
Asian White:	0	0	0	0	0	0	0	0
Black/African American & White:	0	0	0	0	0	0	0	0
American Indian/Alaskan Native & Black/African American:	0	0	0	0	0	0	0	0
Other multi-racial:	0	0	0	0	0	0	0	0
Asian/Pacific Islander:	0	0	0	0	0	0	0	0



U.S. Department of Housing and Urban Development
 Office of Community Planning and Development
 Integrated Disbursement and Information System
 CDBG Activity Summary Report (GPR) for Program Year 2022
 NEWTON

Date: 01-Jul-2023
 Time: 15:24
 Page: 49

Hispanic:	0	0	0	0	0	0	0	0	0
Total:	0	0	0	0	0	0	0	0	0
Female-headed Households:	0		0		0				

Income Category:

	Owner	Renter	Total	Person
Extremely Low	0	0	0	0
Low Mod	0	0	0	0
Moderate	0	0	0	0
Non Low Moderate	0	0	0	0
Total	0	0	0	0
Percent Low/Mod				

Annual Accomplishments

No data returned for this view. This might be because the applied filter excludes all data.



U.S. Department of Housing and Urban Development
 Office of Community Planning and Development
 Integrated Disbursement and Information System
 CDBG Activity Summary Report (GPR) for Program Year 2022
 NEWTON

Date: 01-Jul-2023
 Time: 15:24
 Page: 50

PGM Year: 2022
Project: 0001 - Housing Rehabilitation and Development
IDIS Activity: 3808 - Housing Program Income Fund
Status: Open
Location: 1000 Commonwealth Ave Newton, MA 02459-1449
Objective: Provide decent affordable housing
Outcome: Sustainability
Matrix Code: Rehab; Single-Unit Residential (14A) **National Objective:** LMH

Activity to prevent, prepare for, and respond to Coronavirus: No

Initial Funding Date: 10/06/2022

Description:

Placeholder activity to hold repayments from prior housing rehabilitation loans.
 Loan repayments will be reused to fund new housing rehabilitation projects of income-eligible homeowners or non-profit affordable housing.
 New activity may be in the form of loans andor grants.
 (Program Income received as PI.)

Financing

	Fund Type	Grant Year	Grant	Funded Amount	Drawn In Program Year	Drawn Thru Program Year
CDBG	PI			\$186,470.75	\$0.00	\$0.00
Total	Total			\$186,470.75	\$0.00	\$0.00

Proposed Accomplishments

Housing Units : 3

Actual Accomplishments

Number assisted:

	Owner		Renter		Total		Person	
	Total	Hispanic	Total	Hispanic	Total	Hispanic	Total	Hispanic
White:	0	0	0	0	0	0		0
Black/African American:	0	0	0	0	0	0	0	0
Asian:	0	0	0	0	0	0	0	0
American Indian/Alaskan Native:	0	0	0	0	0	0	0	0
Native Hawaiian/Other Pacific Islander:	0	0	0	0	0	0	0	0
American Indian/Alaskan Native & White:	0	0	0	0	0	0	0	0
Asian White:	0	0	0	0	0	0	0	0
Black/African American & White:	0	0	0	0	0	0	0	0
American Indian/Alaskan Native & Black/African American:	0	0	0	0	0	0	0	0
Other multi-racial:	0	0	0	0	0	0	0	0
Asian/Pacific Islander:	0	0	0	0	0	0	0	0



U.S. Department of Housing and Urban Development
 Office of Community Planning and Development
 Integrated Disbursement and Information System
 CDBG Activity Summary Report (GPR) for Program Year 2022
 NEWTON

Date: 01-Jul-2023
 Time: 15:24
 Page: 51

Hispanic:	0	0	0	0	0	0	0	0
Total:	0	0	0	0	0	0	0	0
Female-headed Households:	0		0		0			

Income Category:

	Owner	Renter	Total	Person
Extremely Low	0	0	0	0
Low Mod	0	0	0	0
Moderate	0	0	0	0
Non Low Moderate	0	0	0	0
Total	0	0	0	0
Percent Low/Mod				

Annual Accomplishments

No data returned for this view. This might be because the applied filter excludes all data.



U.S. Department of Housing and Urban Development
 Office of Community Planning and Development
 Integrated Disbursement and Information System
 CDBG Activity Summary Report (GPR) for Program Year 2022
 NEWTON

Date: 01-Jul-2023
 Time: 15:24
 Page: 52

PGM Year: 2022
Project: 0002 - Public Services
IDIS Activity: 3809 - NCDF Resident Services Program

Status: Completed 6/23/2023 12:00:00 AM Objective: Provide decent affordable housing
 Location: 425 Watertown St Newton, MA 02458-1131 Outcome: Affordability
 Matrix Code: Senior Services (05A) National Objective: LMC

Activity to prevent, prepare for, and respond to Coronavirus: No

Initial Funding Date: 10/13/2022

Description:

Newton Community Development Foundation, Inc.'s (NCDF's) Resident Services program provided programming and services to encourage self-sufficiency, promote well-being, and foster diversity and a sense of community among residents. Older adults and persons with disabilities received educational, cultural, and social support to sustain community engagement and independent living. The Youth program stimulated learning, built confidence, and promoted social-emotional skills among the young residents.

Financing

	Fund Type	Grant Year	Grant	Funded Amount	Drawn In Program Year	Drawn Thru Program Year
CDBG	EN	2022	B22MC250019	\$23,800.00	\$23,800.00	\$23,800.00
Total	Total			\$23,800.00	\$23,800.00	\$23,800.00

Proposed Accomplishments

People (General) : 491

Actual Accomplishments

Number assisted:

	Owner		Renter		Total		Person	
	Total	Hispanic	Total	Hispanic	Total	Hispanic	Total	Hispanic
White:	0	0	0	0	0	0	244	47
Black/African American:	0	0	0	0	0	0	119	4
Asian:	0	0	0	0	0	0	22	0
American Indian/Alaskan Native:	0	0	0	0	0	0	3	0
Native Hawaiian/Other Pacific Islander:	0	0	0	0	0	0	0	0
American Indian/Alaskan Native & White:	0	0	0	0	0	0	0	0
Asian White:	0	0	0	0	0	0	0	0
Black/African American & White:	0	0	0	0	0	0	0	0
American Indian/Alaskan Native & Black/African American:	0	0	0	0	0	0	0	0
Other multi-racial:	0	0	0	0	0	0	0	0
Asian/Pacific Islander:	0	0	0	0	0	0	0	0



U.S. Department of Housing and Urban Development
 Office of Community Planning and Development
 Integrated Disbursement and Information System
 CDBG Activity Summary Report (GPR) for Program Year 2022
 NEWTON

Date: 01-Jul-2023
 Time: 15:24
 Page: 53

Hispanic:	0	0	0	0	0	0	0	0
Total:	0	0	0	0	0	0	388	51
Female-headed Households:	0		0		0			

Income Category:

	Owner	Renter	Total	Person
Extremely Low	0	0	0	266
Low Mod	0	0	0	51
Moderate	0	0	0	45
Non Low Moderate	0	0	0	26
Total	0	0	0	388
Percent Low/Mod				93.3%

Annual Accomplishments

Years	Accomplishment Narrative	# Benefitting
2022	<p>NCDF Resident Services supports and enhances the lives of our most vulnerable residents of all ages youth, families, seniors, adults living with disabilities through programs and services that encourage self-sufficiency, promote lifelong learning, sustain health/wellbeing and foster diversity.</p>	



U.S. Department of Housing and Urban Development
 Office of Community Planning and Development
 Integrated Disbursement and Information System
 CDBG Activity Summary Report (GPR) for Program Year 2022
 NEWTON

Date: 01-Jul-2023
 Time: 15:24
 Page: 54

PGM Year: 2021
Project: 0003 - Public Services
IDIS Activity: 3810 - Newton Housing Authority- Resident Services Program
Status: Completed 6/23/2023 12:00:00 AM
Location: 82 Lincoln St Newton, MA 02461-1551
Objective: Provide decent affordable housing
Outcome: Affordability
Matrix Code: Senior Services (05A) **National Objective:** LMC

Activity to prevent, prepare for, and respond to Coronavirus: No

Initial Funding Date: 10/13/2022

Description:
 Newton Housing Authority's (NHA's) Resident Services program provided social services and recreational opportunities for its low-income elderly, disabled, and family residents. Through its Resident Services program, the NHA aimed to respond to the changing landscape of tenants' needs to more effectively support their well-being. The Resident Service program ultimately aimed to create a sense of community, promote successful tenancies, and supported development to enhance residents' quality of life.

Financing

	Fund Type	Grant Year	Grant	Funded Amount	Drawn In Program Year	Drawn Thru Program Year
CDBG	EN	2022	B22MC250019	\$38,100.00	\$38,100.00	\$38,100.00
Total	Total			\$38,100.00	\$38,100.00	\$38,100.00

Proposed Accomplishments

People (General) : 800

Actual Accomplishments

Number assisted:

	Owner		Renter		Total		Person	
	Total	Hispanic	Total	Hispanic	Total	Hispanic	Total	Hispanic
White:	0	0	0	0	0	0	145	0
Black/African American:	0	0	0	0	0	0	60	1
Asian:	0	0	0	0	0	0	62	0
American Indian/Alaskan Native:	0	0	0	0	0	0	0	0
Native Hawaiian/Other Pacific Islander:	0	0	0	0	0	0	0	0
American Indian/Alaskan Native & White:	0	0	0	0	0	0	0	0
Asian White:	0	0	0	0	0	0	0	0
Black/African American & White:	0	0	0	0	0	0	0	0
American Indian/Alaskan Native & Black/African American:	0	0	0	0	0	0	0	0
Other multi-racial:	0	0	0	0	0	0	28	17
Asian/Pacific Islander:	0	0	0	0	0	0	0	0
Hispanic:	0	0	0	0	0	0	0	0
			100					



U.S. Department of Housing and Urban Development
 Office of Community Planning and Development
 Integrated Disbursement and Information System
 CDBG Activity Summary Report (GPR) for Program Year 2022
 NEWTON

Date: 01-Jul-2023
 Time: 15:24
 Page: 55

Total:	0	0	0	0	0	0	295	18	
Female-headed Households:	0		0		0				
<i>Income Category:</i>									
	Owner	Renter	Total						Person
Extremely Low	0	0	0						295
Low Mod	0	0	0						0
Moderate	0	0	0						0
Non Low Moderate	0	0	0						0
Total	0	0	0						295
Percent Low/Mod									100.0%

Annual Accomplishments

Years	Accomplishment Narrative	# Benefitting
2022	The Newton Housing Authority Resident Services Department (RSD) provides supportive services and group programming to low-income residents in the City of Newton. Staffed by trained human services professionals, the RSD team brings critical tenancy stabilization services to where people live.	



U.S. Department of Housing and Urban Development
 Office of Community Planning and Development
 Integrated Disbursement and Information System
 CDBG Activity Summary Report (GPR) for Program Year 2022
 NEWTON

Date: 01-Jul-2023
 Time: 15:24
 Page: 56

PGM Year: 2022
Project: 0002 - Public Services
IDIS Activity: 3811 - The Carroll Center for the Blind / Career and Vocational Rehab Services
Status: Completed 6/29/2023 12:00:00 AM
Location: 770 Centre St Newton, MA 02458-2530
Objective: Create economic opportunities
Outcome: Availability/accessibility
Matrix Code: Services for Persons with Disabilities
National Objective: LMC
 (05B)

Activity to prevent, prepare for, and respond to Coronavirus: No

Initial Funding Date: 10/13/2022

Description:

The Carroll Center for the Blind empowers those of ALL ages and ALL stages of vision loss to achieve their personal, academic, and professional goals. Located in Newton, we achieve our mission by providing those with low vision or blindness with the support, tools, and confidence to thrive.

Financing

	Fund Type	Grant Year	Grant	Funded Amount	Drawn In Program Year	Drawn Thru Program Year
CDBG	EN	2022	B22MC250019	\$14,300.00	\$14,300.00	\$14,300.00
Total	Total			\$14,300.00	\$14,300.00	\$14,300.00

Proposed Accomplishments

People (General) : 75

Actual Accomplishments

Number assisted:

	Owner		Renter		Total		Person	
	Total	Hispanic	Total	Hispanic	Total	Hispanic	Total	Hispanic
White:	0	0	0	0	0	0	16	4
Black/African American:	0	0	0	0	0	0	2	1
Asian:	0	0	0	0	0	0	0	0
American Indian/Alaskan Native:	0	0	0	0	0	0	0	0
Native Hawaiian/Other Pacific Islander:	0	0	0	0	0	0	0	0
American Indian/Alaskan Native & White:	0	0	0	0	0	0	0	0
Asian White:	0	0	0	0	0	0	0	0
Black/African American & White:	0	0	0	0	0	0	0	0
American Indian/Alaskan Native & Black/African American:	0	0	0	0	0	0	0	0
Other multi-racial:	0	0	0	0	0	0	5	2
Asian/Pacific Islander:	0	0	0	0	0	0	0	0
Hispanic:	0	0	0	0	0	0	0	0



U.S. Department of Housing and Urban Development
 Office of Community Planning and Development
 Integrated Disbursement and Information System
 CDBG Activity Summary Report (GPR) for Program Year 2022
 NEWTON

Date: 01-Jul-2023
 Time: 15:24
 Page: 57

Total:	0	0	0	0	0	0	23	7	
Female-headed Households:	0		0		0				
<i>Income Category:</i>									
	Owner	Renter	Total						Person
Extremely Low	0	0	0						0
Low Mod	0	0	0						23
Moderate	0	0	0						0
Non Low Moderate	0	0	0						0
Total	0	0	0						23
Percent Low/Mod									100.0%

Annual Accomplishments

Years	Accomplishment Narrative	# Benefitting
2022	The Carroll Center for the Blind empowers those of ALL ages and ALL stages of vision loss to achieve their personal, academic, and professional goals. Located in Newton, we achieve our mission by providing those with low vision or blindness with the support, tools, and confidence to thrive.	



U.S. Department of Housing and Urban Development
 Office of Community Planning and Development
 Integrated Disbursement and Information System
 CDBG Activity Summary Report (GPR) for Program Year 2022
 NEWTON

Date: 01-Jul-2023
 Time: 15:24
 Page: 58

PGM Year: 2022
Project: 0002 - Public Services
IDIS Activity: 3812 - Boys and Girls Club- Financial Aid for Teens and Families
Status: Completed 6/22/2023 12:00:00 AM
Location: 675 Watertown St Newton, MA 02460-1349
Objective: Create economic opportunities
Outcome: Availability/accessibility
Matrix Code: Youth Services (05D) **National Objective:** LMC

Activity to prevent, prepare for, and respond to Coronavirus: No

Initial Funding Date: 10/13/2022

Description:
 John M. Barry Boys & Girls Club's (Club) Summer Camp Program and Teen Leadership Program offered young people opportunities to explore their creative, athletic, and academic potential while cultivating friendships and sharing new experiences with peers. The Out of School Time and Afterschool programs allowed children to do remote-schooling, homework, and explore friendships and experiences from a safe place so parents could go back to work. CDBG grant funding allowed the Club to provide financial aid packages for eligible teens and families from Newton.

Financing

	Fund Type	Grant Year	Grant	Funded Amount	Drawn In Program Year	Drawn Thru Program Year
CDBG	EN	2022	B22MC250019	\$16,200.00	\$16,200.00	\$16,200.00
Total	Total			\$16,200.00	\$16,200.00	\$16,200.00

Proposed Accomplishments

People (General) : 30

Actual Accomplishments

Number assisted:

	Owner		Renter		Total		Person	
	Total	Hispanic	Total	Hispanic	Total	Hispanic	Total	Hispanic
White:	0	0	0	0	0	0	35	15
Black/African American:	0	0	0	0	0	0	11	0
Asian:	0	0	0	0	0	0	2	0
American Indian/Alaskan Native:	0	0	0	0	0	0	0	0
Native Hawaiian/Other Pacific Islander:	0	0	0	0	0	0	0	0
American Indian/Alaskan Native & White:	0	0	0	0	0	0	0	0
Asian White:	0	0	0	0	0	0	0	0
Black/African American & White:	0	0	0	0	0	0	0	0
American Indian/Alaskan Native & Black/African American:	0	0	0	0	0	0	0	0
Other multi-racial:	0	0	104	0	0	0	6	0



U.S. Department of Housing and Urban Development
 Office of Community Planning and Development
 Integrated Disbursement and Information System
 CDBG Activity Summary Report (GPR) for Program Year 2022
 NEWTON

Date: 01-Jul-2023
 Time: 15:24
 Page: 59

Asian/Pacific Islander:	0	0	0	0	0	0	0	0
Hispanic:	0	0	0	0	0	0	0	0
Total:	0	0	0	0	0	0	54	15
Female-headed Households:	0		0		0			

Income Category:

	Owner	Renter	Total	Person
Extremely Low	0	0	0	22
Low Mod	0	0	0	18
Moderate	0	0	0	14
Non Low Moderate	0	0	0	0
Total	0	0	0	54
Percent Low/Mod				100.0%

Annual Accomplishments

Years	Accomplishment Narrative	# Benefiting
2022	The Financial Aid For Children And Families Program will offer children and teens from income eligible Newton families opportunities to explore their creative, athletic, and academic potential while cultivating friendships and sharing new experiences with peers during the summer and after school.	



U.S. Department of Housing and Urban Development
 Office of Community Planning and Development
 Integrated Disbursement and Information System
 CDBG Activity Summary Report (GPR) for Program Year 2022
 NEWTON

Date: 01-Jul-2023
 Time: 15:24
 Page: 60

PGM Year: 2022
Project: 0002 - Public Services
IDIS Activity: 3813 - West Suburban YMCA - Childcare Financial Aid Program
Status: Completed 6/22/2023 12:00:00 AM
Location: 276 Church St Newton, MA 02458-1911
Objective: Create economic opportunities
Outcome: Availability/accessibility
Matrix Code: Youth Services (05D)
National Objective: LMC

Activity to prevent, prepare for, and respond to Coronavirus: No

Initial Funding Date: 10/13/2022

Description:

The West Suburban YMCA will provide financial aid packages to families. Families will receive scholarships for both the Out-of-School Time and Preschool programs which enables parents to go to work.

Financing

	Fund Type	Grant Year	Grant	Funded Amount	Drawn In Program Year	Drawn Thru Program Year
CDBG	EN	2022	B22MC250019	\$38,100.00	\$38,100.00	\$38,100.00
Total	Total			\$38,100.00	\$38,100.00	\$38,100.00

Proposed Accomplishments

People (General) : 18

Actual Accomplishments

Number assisted:

	Owner		Renter		Total		Person	
	Total	Hispanic	Total	Hispanic	Total	Hispanic	Total	Hispanic
White:	0	0	0	0	0	0	9	1
Black/African American:	0	0	0	0	0	0	5	1
Asian:	0	0	0	0	0	0	1	0
American Indian/Alaskan Native:	0	0	0	0	0	0	0	0
Native Hawaiian/Other Pacific Islander:	0	0	0	0	0	0	0	0
American Indian/Alaskan Native & White:	0	0	0	0	0	0	0	0
Asian White:	0	0	0	0	0	0	0	0
Black/African American & White:	0	0	0	0	0	0	0	0
American Indian/Alaskan Native & Black/African American:	0	0	0	0	0	0	0	0
Other multi-racial:	0	0	0	0	0	0	2	2
Asian/Pacific Islander:	0	0	0	0	0	0	0	0
Hispanic:	0	0	0	0	0	0	0	0



U.S. Department of Housing and Urban Development
 Office of Community Planning and Development
 Integrated Disbursement and Information System
 CDBG Activity Summary Report (GPR) for Program Year 2022
 NEWTON

Date: 01-Jul-2023
 Time: 15:24
 Page: 61

Total:	0	0	0	0	0	0	17	4	
Female-headed Households:	0		0		0				
<i>Income Category:</i>									
	Owner	Renter	Total						Person
Extremely Low	0	0	0						6
Low Mod	0	0	0						6
Moderate	0	0	0						5
Non Low Moderate	0	0	0						0
Total	0	0	0						17
Percent Low/Mod									100.0%

Annual Accomplishments

Years	Accomplishment Narrative	# Benefiting
2022	Maintaining the subsidization levels of childcare tuition that the CDBG 2021/22 funds enabled for Newton residents in our preschool and out-of-school time programs, as well as expand to use CDBG funds to support financial aid at Camp Pikati.	



U.S. Department of Housing and Urban Development
 Office of Community Planning and Development
 Integrated Disbursement and Information System
 CDBG Activity Summary Report (GPR) for Program Year 2022
 NEWTON

Date: 01-Jul-2023
 Time: 15:24
 Page: 62

PGM Year: 2022
Project: 0002 - Public Services
IDIS Activity: 3814 - Family ACCESS - Social Mobility for Young Families
Status: Completed 6/22/2023 12:00:00 AM
Location: 492 Waltham St Newton, MA 02465-1920
Objective: Create economic opportunities
Outcome: Availability/accessibility
Matrix Code: Child Care Services (05L) **National Objective:** LMC

Activity to prevent, prepare for, and respond to Coronavirus: No

Initial Funding Date: 10/13/2022

Description:

The Family ACCESS Social Mobility for Young Families project provided early childhood development and parenting support services to strengthen vulnerable families with children, ages 0-5 years in Newton.

A continuum of care and services targeted low- to moderate-income and other at-risk adults, infants, and children.

Services were designed to also address key early childhood and adult benchmarks for social mobility:(1) Counseling and Consultation Services (CCS) stabilized at-risk families and promoted healthy emotional and social development for school readiness.

(2) The Early Learning Center (ELC) provided access to inclusive high-quality child care and preschool for low-to moderate income families.

(3) Early Literacy Services (ELS) engaged parents as teachers and prepared children for success in school.

Financing

	Fund Type	Grant Year	Grant	Funded Amount	Drawn In Program Year	Drawn Thru Program Year
CDBG	EN	2022	B22MC250019	\$33,300.00	\$33,300.00	\$33,300.00
Total	Total			\$33,300.00	\$33,300.00	\$33,300.00

Proposed Accomplishments

People (General) : 4

Actual Accomplishments

Number assisted:

	Owner		Renter		Total		Person	
	Total	Hispanic	Total	Hispanic	Total	Hispanic	Total	Hispanic
White:	0	0	0	0	0	0	12	3
Black/African American:	0	0	0	0	0	0	0	0
Asian:	0	0	0	0	0	0	5	0
American Indian/Alaskan Native:	0	0	0	0	0	0	0	0
Native Hawaiian/Other Pacific Islander:	0	0	0	0	0	0	0	0
American Indian/Alaskan Native & White:	0	0	0	0	0	0	0	0
Asian White:	0	0	0	0	0	0	0	0
Black/African American & White:	0	0	0	0	0	0	0	0
American Indian/Alaskan Native & Black/African American:	0	0	0	0	0	0	0	0



U.S. Department of Housing and Urban Development
 Office of Community Planning and Development
 Integrated Disbursement and Information System
 CDBG Activity Summary Report (GPR) for Program Year 2022
 NEWTON

Date: 01-Jul-2023
 Time: 15:24
 Page: 63

Other multi-racial:	0	0	0	0	0	0	0	0
Asian/Pacific Islander:	0	0	0	0	0	0	0	0
Hispanic:	0	0	0	0	0	0	0	0
Total:	0	0	0	0	0	0	17	3

Female-headed Households: 0 0 0 0 0 0 0 0 0

Income Category:

	Owner	Renter	Total	Person
Extremely Low	0	0	0	10
Low Mod	0	0	0	4
Moderate	0	0	0	3
Non Low Moderate	0	0	0	0
Total	0	0	0	17
Percent Low/Mod				100.0%

Annual Accomplishments

Years	Accomplishment Narrative	# Benefiting
2022	sustain scholarships for tuition to our Early Learning Center for families who received scholarships in 2020 and 2021. Without continued scholarships, 4 - 7 children will have to disenroll and not receive critical early education and social-emotional learning.	



U.S. Department of Housing and Urban Development
 Office of Community Planning and Development
 Integrated Disbursement and Information System
 CDBG Activity Summary Report (GPR) for Program Year 2022
 NEWTON

Date: 01-Jul-2023
 Time: 15:24
 Page: 64

PGM Year: 2022
Project: 0002 - Public Services
IDIS Activity: 3815 - Jewish Big Brothers & Big Sisters / Mentoring Initiatives
Status: Completed 6/29/2023 12:00:00 AM
Location: 333 Nahanton St Newton, MA 02459-3213
Objective: Create suitable living environments
Outcome: Sustainability
Matrix Code: Youth Services (05D) **National Objective:** LMC

Activity to prevent, prepare for, and respond to Coronavirus: No

Initial Funding Date: 10/13/2022

Description:

The Children's Community Program for youth ages 6-18 and the Friend 2 Friend program for adults 18+ with mild to moderate disabilities, match vulnerable at-risk individuals with adult mentors for one-to-one supportive relationships intended to produce positive outcomes.

Financing

	Fund Type	Grant Year	Grant	Funded Amount	Drawn In Program Year	Drawn Thru Program Year
CDBG	EN	2022	B22MC250019	\$9,500.00	\$9,500.00	\$9,500.00
Total	Total			\$9,500.00	\$9,500.00	\$9,500.00

Proposed Accomplishments

People (General) : 36

Actual Accomplishments

Number assisted:

	Owner		Renter		Total		Person	
	Total	Hispanic	Total	Hispanic	Total	Hispanic	Total	Hispanic
White:	0	0	0	0	0	0	20	0
Black/African American:	0	0	0	0	0	0	2	0
Asian:	0	0	0	0	0	0	3	0
American Indian/Alaskan Native:	0	0	0	0	0	0	0	0
Native Hawaiian/Other Pacific Islander:	0	0	0	0	0	0	0	0
American Indian/Alaskan Native & White:	0	0	0	0	0	0	0	0
Asian White:	0	0	0	0	0	0	0	0
Black/African American & White:	0	0	0	0	0	0	0	0
American Indian/Alaskan Native & Black/African American:	0	0	0	0	0	0	0	0
Other multi-racial:	0	0	0	0	0	0	3	3
Asian/Pacific Islander:	0	0	0	0	0	0	0	0
Hispanic:	0	0	0	0	0	0	0	0



U.S. Department of Housing and Urban Development
 Office of Community Planning and Development
 Integrated Disbursement and Information System
 CDBG Activity Summary Report (GPR) for Program Year 2022
 NEWTON

Date: 01-Jul-2023
 Time: 15:24
 Page: 65

Total:	0	0	0	0	0	0	28	3	
Female-headed Households:	0		0		0				
<i>Income Category:</i>									
	Owner	Renter	Total						Person
Extremely Low	0	0	0						0
Low Mod	0	0	0						10
Moderate	0	0	0						18
Non Low Moderate	0	0	0						0
Total	0	0	0						28
Percent Low/Mod									100.0%

Annual Accomplishments

Years	Accomplishment Narrative	# Benefitting
2022	The Children's Community Program for youth ages 6-18 and the Friend 2 Friend program for adults 18+ with mild to moderate disabilities, match vulnerable at-risk individuals with adult mentors for one-to-one supportive relationships intended to produce positive outcomes.	



U.S. Department of Housing and Urban Development
 Office of Community Planning and Development
 Integrated Disbursement and Information System
 CDBG Activity Summary Report (GPR) for Program Year 2022
 NEWTON

Date: 01-Jul-2023
 Time: 15:24
 Page: 66

PGM Year: 2022
Project: 0002 - Public Services
IDIS Activity: 3816 - 2Life Communities / Caring Choices and Wellness Nursing for Low-Income Seniors
Status: Completed 6/29/2023 12:00:00 AM **Objective:** Provide decent affordable housing
Location: 30 Wallingford Rd Brighton, MA 02135-4708 **Outcome:** Affordability
 Matrix Code: Senior Services (05A) **National Objective:** LMC

Activity to prevent, prepare for, and respond to Coronavirus: No

Initial Funding Date: 10/13/2022

Description:

2Life Communities program Caring Choices provided service coordination and wellness nursing services to low- and extremely-low-income seniors at Coleman House on Winchester Street, Newton. This program enabled these residents to "age in place" by continuing to live independently and with dignity in their own apartments.

Financing

	Fund Type	Grant Year	Grant	Funded Amount	Drawn In Program Year	Drawn Thru Program Year
CDBG	EN	2022	B22MC250019	\$19,000.00	\$19,000.00	\$19,000.00
Total	Total			\$19,000.00	\$19,000.00	\$19,000.00

Proposed Accomplishments

People (General) : 36

Actual Accomplishments

Number assisted:

	Owner		Renter		Total		Person	
	Total	Hispanic	Total	Hispanic	Total	Hispanic	Total	Hispanic
White:	0	0	0	0	0	0	72	0
Black/African American:	0	0	0	0	0	0	1	0
Asian:	0	0	0	0	0	0	3	0
American Indian/Alaskan Native:	0	0	0	0	0	0	0	0
Native Hawaiian/Other Pacific Islander:	0	0	0	0	0	0	0	0
American Indian/Alaskan Native & White:	0	0	0	0	0	0	0	0
Asian White:	0	0	0	0	0	0	0	0
Black/African American & White:	0	0	0	0	0	0	0	0
American Indian/Alaskan Native & Black/African American:	0	0	0	0	0	0	0	0
Other multi-racial:	0	0	0	0	0	0	0	0
Asian/Pacific Islander:	0	0	0	0	0	0	0	0
Hispanic:	0	0	0	0	0	0	0	0



U.S. Department of Housing and Urban Development
 Office of Community Planning and Development
 Integrated Disbursement and Information System
 CDBG Activity Summary Report (GPR) for Program Year 2022
 NEWTON

Date: 01-Jul-2023
 Time: 15:24
 Page: 67

Total:	0	0	0	0	0	0	76	0	
Female-headed Households:	0		0		0				
<i>Income Category:</i>									
	Owner	Renter	Total						Person
Extremely Low	0	0	0						76
Low Mod	0	0	0						0
Moderate	0	0	0						0
Non Low Moderate	0	0	0						0
Total	0	0	0						76
Percent Low/Mod									100.0%

Annual Accomplishments

Years	Accomplishment Narrative	# Benefitting
2022	This project provides service coordination and wellness nursing services to low- and extremely low-income seniors living at Coleman House, a 2Life Community in Newton, enabling older adults to live independent longer and with dignity.	



U.S. Department of Housing and Urban Development
 Office of Community Planning and Development
 Integrated Disbursement and Information System
 CDBG Activity Summary Report (GPR) for Program Year 2022
 NEWTON

Date: 01-Jul-2023
 Time: 15:24
 Page: 68

PGM Year: 2022
Project: 0002 - Public Services
IDIS Activity: 3817 - Jewish Family & Children's Service/ Stabilization & Recovery Services
Status: Completed 6/22/2023 12:00:00 AM
Location: 1430 Main St Waltham, MA 02451-1623
Objective: Create economic opportunities
Outcome: Availability/accessibility
Matrix Code: Facility for Persons with Disabilities
National Objective: LMC (03B)

Activity to prevent, prepare for, and respond to Coronavirus: No

Initial Funding Date: 10/14/2022

Description:

Jewish Family & Children's Service (JF&CS) Stabilization and Recovery Services (SRS) provided intensive case management and problem-solving support for Newton residents with persistent mental illness and/or autism spectrum disorder. JF&CS helped residents meet their basic needs and find independence and purpose beyond stabilization.

Financing

	Fund Type	Grant Year	Grant	Funded Amount	Drawn In Program Year	Drawn Thru Program Year
CDBG	EN	2021	B21MC250019	\$4,556.00	\$4,556.00	\$4,556.00
		2022	B22MC250019	\$9,744.00	\$9,744.00	\$9,744.00
Total	Total			\$14,300.00	\$14,300.00	\$14,300.00

Proposed Accomplishments

Public Facilities : 15

Actual Accomplishments

Number assisted:

	Owner		Renter		Total		Person	
	Total	Hispanic	Total	Hispanic	Total	Hispanic	Total	Hispanic
White:	0	0	0	0	0	0	17	1
Black/African American:	0	0	0	0	0	0	0	0
Asian:	0	0	0	0	0	0	0	0
American Indian/Alaskan Native:	0	0	0	0	0	0	0	0
Native Hawaiian/Other Pacific Islander:	0	0	0	0	0	0	0	0
American Indian/Alaskan Native & White:	0	0	0	0	0	0	0	0
Asian White:	0	0	0	0	0	0	0	0
Black/African American & White:	0	0	0	0	0	0	0	0
American Indian/Alaskan Native & Black/African American:	0	0	0	0	0	0	0	0
Other multi-racial:	0	0	0	0	0	0	1	1
Asian/Pacific Islander:	0	0	0	0	0	0	0	0



U.S. Department of Housing and Urban Development
 Office of Community Planning and Development
 Integrated Disbursement and Information System
 CDBG Activity Summary Report (GPR) for Program Year 2022
 NEWTON

Date: 01-Jul-2023
 Time: 15:24
 Page: 69

Hispanic:	0	0	0	0	0	0	0	0
Total:	0	0	0	0	0	0	18	2
Female-headed Households:	0		0		0			

Income Category:

	Owner	Renter	Total	Person
Extremely Low	0	0	0	0
Low Mod	0	0	0	18
Moderate	0	0	0	0
Non Low Moderate	0	0	0	0
Total	0	0	0	18
Percent Low/Mod				100.0%

Annual Accomplishments

Years	Accomplishment Narrative	# Benefiting
2022	Through a supportive partnership model with a clinical case manager, Stabilization and Recovery Services will enable Newton residents with persistent mental illness and/or autism to meet their basic needs and achieve independence beyond stabilization.	



U.S. Department of Housing and Urban Development
 Office of Community Planning and Development
 Integrated Disbursement and Information System
 CDBG Activity Summary Report (GPR) for Program Year 2022
 NEWTON

Date: 01-Jul-2023
 Time: 15:24
 Page: 70

PGM Year: 2022
Project: 0002 - Public Services
IDIS Activity: 3818 - Plowshares Education Development Center / Tuition Assistance for Preschool and After School
Status: Completed 6/29/2023 12:00:00 AM
Location: 457 Walnut St Newtonville, MA 02460-2224
Objective: Create economic opportunities
Outcome: Affordability
Matrix Code: Youth Services (05D) **National Objective:** LMC

Activity to prevent, prepare for, and respond to Coronavirus: No

Initial Funding Date: 10/13/2022

Description:

Plowshares Education Development Center's (Plowshares's) Tuition Assistance enabled low- and moderate-income qualifying families to receive quality education and care for their children, at ages 18 months through 5th grade. Plowshares' programs were offered at all three of its sites in Newton while guardians worked, attended school, or were otherwise incapacitated or in need. Attendance in the programs also enabled professional staff to monitor the children and make referrals for support as needed.

Financing

	Fund Type	Grant Year	Grant	Funded Amount	Drawn In Program Year	Drawn Thru Program Year
CDBG	EN	2022	B22MC250019	\$9,600.00	\$9,600.00	\$9,600.00
Total	Total			\$9,600.00	\$9,600.00	\$9,600.00

Proposed Accomplishments

People (General) : 12

Actual Accomplishments

Number assisted:	Owner		Renter		Total		Person	
	Total	Hispanic	Total	Hispanic	Total	Hispanic	Total	Hispanic
White:	0	0	0	0	0	0	8	6
Black/African American:	0	0	0	0	0	0	1	0
Asian:	0	0	0	0	0	0	0	0
American Indian/Alaskan Native:	0	0	0	0	0	0	0	0
Native Hawaiian/Other Pacific Islander:	0	0	0	0	0	0	0	0
American Indian/Alaskan Native & White:	0	0	0	0	0	0	0	0
Asian White:	0	0	0	0	0	0	0	0
Black/African American & White:	0	0	0	0	0	0	0	0
American Indian/Alaskan Native & Black/African American:	0	0	0	0	0	0	0	0
Other multi-racial:	0	0	0	0	0	0	0	0
Asian/Pacific Islander:	0	0	0	0	0	0	0	0



U.S. Department of Housing and Urban Development
 Office of Community Planning and Development
 Integrated Disbursement and Information System
 CDBG Activity Summary Report (GPR) for Program Year 2022
 NEWTON

Date: 01-Jul-2023
 Time: 15:24
 Page: 71

Hispanic:	0	0	0	0	0	0	0	0	0
Total:	0	0	0	0	0	0	0	9	6

Female-headed Households: 0 0 0 0

Income Category:

	Owner	Renter	Total	Person
Extremely Low	0	0	0	0
Low Mod	0	0	0	3
Moderate	0	0	0	5
Non Low Moderate	0	0	0	1
Total	0	0	0	9
Percent Low/Mod				88.9%

Annual Accomplishments

Years	Accomplishment Narrative	# Benefiting
2022	Provide tuition assistance to low/moderate income qualifying families to enable dependent children to attend high quality early education and care at any of our 3 sites while guardians work, attend school or need support.	



U.S. Department of Housing and Urban Development
 Office of Community Planning and Development
 Integrated Disbursement and Information System
 CDBG Activity Summary Report (GPR) for Program Year 2022
 NEWTON

Date: 01-Jul-2023
 Time: 15:24
 Page: 72

PGM Year: 2022
Project: 0002 - Public Services
IDIS Activity: 3819 - Riverside Community Care / Mental Health Services Promoting Economic Mobility
Status: Completed 6/29/2023 12:00:00 AM
Location: 270 Bridge St Dedham, MA 02026-1798
Objective: Create economic opportunities
Outcome: Availability/accessibility
Matrix Code: Services for Persons with Disabilities
National Objective: LMC (05B)

Activity to prevent, prepare for, and respond to Coronavirus: No

Initial Funding Date: 10/13/2022

Description:

Riverside Community Care (Riverside) provided clinic-based, school-based, and home-based counseling services to low- and moderate-income Newton residents across the lifespan in order to improve children's academic achievement, adults' economic potential, and older adults' social and community engagement. Riverside's facilities and services included NewtonNeedham Home-Based services (NNHB), Newton Youth Outreach (NYO) program, Riverside Outpatient Center (ROC), and Elliot House.

Financing

	Fund Type	Grant Year	Grant	Funded Amount	Drawn In Program Year	Drawn Thru Program Year
CDBG	EN	2022	B22MC250019	\$19,100.00	\$19,100.00	\$19,100.00
Total	Total			\$19,100.00	\$19,100.00	\$19,100.00

Proposed Accomplishments

People (General) : 350

Actual Accomplishments

Number assisted:

	Owner		Renter		Total		Person	
	Total	Hispanic	Total	Hispanic	Total	Hispanic	Total	Hispanic
White:	0	0	0	0	0	0	121	15
Black/African American:	0	0	0	0	0	0	9	2
Asian:	0	0	0	0	0	0	14	0
American Indian/Alaskan Native:	0	0	0	0	0	0	3	0
Native Hawaiian/Other Pacific Islander:	0	0	0	0	0	0	0	0
American Indian/Alaskan Native & White:	0	0	0	0	0	0	0	0
Asian White:	0	0	0	0	0	0	8	0
Black/African American & White:	0	0	0	0	0	0	5	0
American Indian/Alaskan Native & Black/African American:	0	0	0	0	0	0	2	0
Other multi-racial:	0	0	0	0	0	0	20	10
Asian/Pacific Islander:	0	0	0	0	0	0	0	0



U.S. Department of Housing and Urban Development
 Office of Community Planning and Development
 Integrated Disbursement and Information System
 CDBG Activity Summary Report (GPR) for Program Year 2022
 NEWTON

Date: 01-Jul-2023
 Time: 15:24
 Page: 73

Hispanic:	0	0	0	0	0	0	0	0	0
Total:	0	0	0	0	0	0	0	182	27

Female-headed Households: 0 0 0 0

Income Category:

	Owner	Renter	Total	Person
Extremely Low	0	0	0	30
Low Mod	0	0	0	31
Moderate	0	0	0	34
Non Low Moderate	0	0	0	87
Total	0	0	0	182
Percent Low/Mod	52.2%			

Annual Accomplishments

Years	Accomplishment Narrative	# Benefiting
2022	Riverside Outpatient Center at Newton will provide behavioral health, substance use, and care coordination services to vulnerable, low-income Newton residents in order to improve their health and well-being.	



U.S. Department of Housing and Urban Development
 Office of Community Planning and Development
 Integrated Disbursement and Information System
 CDBG Activity Summary Report (GPR) for Program Year 2022
 NEWTON

Date: 01-Jul-2023
 Time: 15:24
 Page: 74

PGM Year: 2022
Project: 0002 - Public Services
IDIS Activity: 3820 - The Second Step / Residential and Community Programs for Survivors of Domestic Violence
Status: Completed 6/29/2023 12:00:00 AM
Location: 288 Walnut St Newtonville, MA 02460-1948
Objective: Create suitable living environments
Outcome: Availability/accessibility
Matrix Code: Services for victims of domestic violence, dating violence, sexual assault or stalking (05G) **National Objective:** LMC

Activity to prevent, prepare for, and respond to Coronavirus: No

Initial Funding Date: 10/13/2022

Description:

The Second Step (TSS) served adult survivors of domestic violence anywhere along the spectrum of experiencing and healing from the trauma of abuse. TSS provided case management, one-on-one support, safety planning, and access to meaningful resources designed to help stabilize housing, income, and family well being.

Financing

	Fund Type	Grant Year	Grant	Funded Amount	Drawn In Program Year	Drawn Thru Program Year
CDBG	EN	2022	B22MC250019	\$23,800.00	\$23,800.00	\$23,800.00
Total	Total			\$23,800.00	\$23,800.00	\$23,800.00

Proposed Accomplishments

People (General) : 150

Actual Accomplishments

Number assisted:

	Owner		Renter		Total		Person	
	Total	Hispanic	Total	Hispanic	Total	Hispanic	Total	Hispanic
White:	0	0	0	0	0	0	23	3
Black/African American:	0	0	0	0	0	0	4	0
Asian:	0	0	0	0	0	0	7	0
American Indian/Alaskan Native:	0	0	0	0	0	0	1	0
Native Hawaiian/Other Pacific Islander:	0	0	0	0	0	0	0	0
American Indian/Alaskan Native & White:	0	0	0	0	0	0	1	1
Asian White:	0	0	0	0	0	0	0	0
Black/African American & White:	0	0	0	0	0	0	1	0
American Indian/Alaskan Native & Black/African American:	0	0	0	0	0	0	0	0
Other multi-racial:	0	0	0	0	0	0	5	0
Asian/Pacific Islander:	0	0	0	0	0	0	0	0
Hispanic:	0	0	0	0	0	0	0	0



U.S. Department of Housing and Urban Development
 Office of Community Planning and Development
 Integrated Disbursement and Information System
 CDBG Activity Summary Report (GPR) for Program Year 2022
 NEWTON

Date: 01-Jul-2023
 Time: 15:24
 Page: 75

Total:	0	0	0	0	0	0	42	4
Female-headed Households:	0		0		0			
<i>Income Category:</i>								
	Owner	Renter	Total	Person				
Extremely Low	0	0	0	0				
Low Mod	0	0	0	42				
Moderate	0	0	0	0				
Non Low Moderate	0	0	0	0				
Total	0	0	0	42				
Percent Low/Mod				100.0%				

Annual Accomplishments

Years	Accomplishment Narrative	# Benefitting
2022	This program aims to provide supportive services to adult survivors of DV within our Community Program. Through a combination of one-on-one case management, financial literacy groups, and the like, these supportive services will be targeted toward promoting self-sufficiency and economic mobility.	



U.S. Department of Housing and Urban Development
 Office of Community Planning and Development
 Integrated Disbursement and Information System
 CDBG Activity Summary Report (GPR) for Program Year 2022
 NEWTON

Date: 01-Jul-2023
 Time: 15:24
 Page: 76

PGM Year: 2022
Project: 0002 - Public Services
IDIS Activity: 3821 - Dept. of Parks & Recreation - Financial Aid for Youth Summer Camp
Status: Completed 6/29/2023 12:00:00 AM
Location: 246 Dudley Rd Newton, MA 02459-2828
Objective: Create economic opportunities
Outcome: Availability/accessibility
Matrix Code: Youth Services (05D) **National Objective:** LMC

Activity to prevent, prepare for, and respond to Coronavirus: No

Initial Funding Date: 10/13/2022

Description:

The Newton Department of Parks, Recreation & Culture will provide full day summer services focusing on physical, social and emotional development for youth ages 3.5 - 13 years old, allowing parents or caregivers an opportunity to continue working during the summer.

Financing

	Fund Type	Grant Year	Grant	Funded Amount	Drawn In Program Year	Drawn Thru Program Year
CDBG	EN	2022	B22MC250019	\$12,300.00	\$12,300.00	\$12,300.00
Total	Total			\$12,300.00	\$12,300.00	\$12,300.00

Proposed Accomplishments

People (General) : 15

Actual Accomplishments

Number assisted:

	Owner		Renter		Total		Person	
	Total	Hispanic	Total	Hispanic	Total	Hispanic	Total	Hispanic
White:	0	0	0	0	0	0	22	8
Black/African American:	0	0	0	0	0	0	4	3
Asian:	0	0	0	0	0	0	8	0
American Indian/Alaskan Native:	0	0	0	0	0	0	0	0
Native Hawaiian/Other Pacific Islander:	0	0	0	0	0	0	0	0
American Indian/Alaskan Native & White:	0	0	0	0	0	0	0	0
Asian White:	0	0	0	0	0	0	0	0
Black/African American & White:	0	0	0	0	0	0	3	2
American Indian/Alaskan Native & Black/African American:	0	0	0	0	0	0	0	0
Other multi-racial:	0	0	0	0	0	0	3	3
Asian/Pacific Islander:	0	0	0	0	0	0	0	0
Hispanic:	0	0	0	0	0	0	0	0



U.S. Department of Housing and Urban Development
 Office of Community Planning and Development
 Integrated Disbursement and Information System
 CDBG Activity Summary Report (GPR) for Program Year 2022
 NEWTON

Date: 01-Jul-2023
 Time: 15:24
 Page: 77

Total:	0	0	0	0	0	0	40	16
Female-headed Households:	0		0		0			

Income Category:

	Owner	Renter	Total	Person
Extremely Low	0	0	0	19
Low Mod	0	0	0	16
Moderate	0	0	0	5
Non Low Moderate	0	0	0	0
Total	0	0	0	40
Percent Low/Mod				100.0%

Annual Accomplishments

Years	Accomplishment Narrative	# Benefiting
2022	This grant will allow us to provide scholarships to low income residents for youth camps during school breaks.	



U.S. Department of Housing and Urban Development
 Office of Community Planning and Development
 Integrated Disbursement and Information System
 CDBG Activity Summary Report (GPR) for Program Year 2022
 NEWTON

Date: 01-Jul-2023
 Time: 15:24
 Page: 78

PGM Year: 2022
Project: 0002 - Public Services
IDIS Activity: 3822 - Human Services Program Income Reserve
Status: Open
Location: 1000 Commonwealth Ave Newton, MA 02459-1449
Objective: Create suitable living environments
Outcome: Sustainability
Matrix Code: Other Public Services Not Listed in 05A-05Y, 03T (05Z) **National Objective:** LMC

Activity to prevent, prepare for, and respond to Coronavirus: No

Initial Funding Date: 10/07/2022

Description:

15% of Housing Rehabilitation Loan Repayments collected in FY21 are reserved as Program Income (PI) to fund FY23 public service projects. Placeholder activity.

Financing

	Fund Type	Grant Year	Grant	Funded Amount	Drawn In Program Year	Drawn Thru Program Year
CDBG	PI			\$43,031.64	\$0.00	\$0.00
Total	Total			\$43,031.64	\$0.00	\$0.00

Proposed Accomplishments

People (General) : 100

Actual Accomplishments

Number assisted:

	Owner		Renter		Total		Person	
	Total	Hispanic	Total	Hispanic	Total	Hispanic	Total	Hispanic
White:	0	0	0	0	0	0		0
Black/African American:	0	0	0	0	0	0	0	0
Asian:	0	0	0	0	0	0	0	0
American Indian/Alaskan Native:	0	0	0	0	0	0	0	0
Native Hawaiian/Other Pacific Islander:	0	0	0	0	0	0	0	0
American Indian/Alaskan Native & White:	0	0	0	0	0	0	0	0
Asian White:	0	0	0	0	0	0	0	0
Black/African American & White:	0	0	0	0	0	0	0	0
American Indian/Alaskan Native & Black/African American:	0	0	0	0	0	0	0	0
Other multi-racial:	0	0	0	0	0	0	0	0
Asian/Pacific Islander:	0	0	0	0	0	0	0	0
Hispanic:	0	0	0	0	0	0	0	0



U.S. Department of Housing and Urban Development
 Office of Community Planning and Development
 Integrated Disbursement and Information System
 CDBG Activity Summary Report (GPR) for Program Year 2022
 NEWTON

Date: 01-Jul-2023
 Time: 15:24
 Page: 79

Total: 0 0 0 0 0 0 0 0

Female-headed Households: 0 0 0 0

Income Category:

	Owner	Renter	Total	Person
Extremely Low	0	0	0	0
Low Mod	0	0	0	0
Moderate	0	0	0	0
Non Low Moderate	0	0	0	0
Total	0	0	0	0
Percent Low/Mod				

Annual Accomplishments

No data returned for this view. This might be because the applied filter excludes all data.



U.S. Department of Housing and Urban Development
 Office of Community Planning and Development
 Integrated Disbursement and Information System
 CDBG Activity Summary Report (GPR) for Program Year 2022
 NEWTON

Date: 01-Jul-2023
 Time: 15:24
 Page: 80

PGM Year: 2022
Project: 0004 - CDBG Program Management
IDIS Activity: 3823 - Program Administration

Status: Open
Location: ,

Objective:
Outcome:
Matrix Code: General Program Administration (21A) **National Objective:**

Activity to prevent, prepare for, and respond to Coronavirus: No

Initial Funding Date: 10/03/2022

Description:

Funds for the overall management of Newton's CDBG program.
 Also includes 20% of the current year's program income.

Financing

	Fund Type	Grant Year	Grant	Funded Amount	Drawn In Program Year	Drawn Thru Program Year
CDBG	EN	2022	B22MC250019	\$373,079.00	\$271,492.37	\$271,492.37
	PI			\$57,375.52	\$57,375.52	\$57,375.52
Total	Total			\$430,454.52	\$328,867.89	\$328,867.89

Proposed Accomplishments

Actual Accomplishments

Number assisted:

	Owner		Renter		Total		Person	
	Total	Hispanic	Total	Hispanic	Total	Hispanic	Total	Hispanic
White:					0	0		
Black/African American:					0	0		
Asian:					0	0		
American Indian/Alaskan Native:					0	0		
Native Hawaiian/Other Pacific Islander:					0	0		
American Indian/Alaskan Native & White:					0	0		
Asian White:					0	0		
Black/African American & White:					0	0		
American Indian/Alaskan Native & Black/African American:					0	0		
Other multi-racial:					0	0		
Asian/Pacific Islander:					0	0		
Hispanic:					0	0		



U.S. Department of Housing and Urban Development
 Office of Community Planning and Development
 Integrated Disbursement and Information System
 CDBG Activity Summary Report (GPR) for Program Year 2022
 NEWTON

Date: 01-Jul-2023
 Time: 15:24
 Page: 81

Total: 0 0 0 0 0 0 0 0

Female-headed Households: 0

Income Category:

	Owner	Renter	Total	Person
Extremely Low			0	
Low Mod			0	
Moderate			0	
Non Low Moderate			0	
Total	0	0	0	0
Percent Low/Mod				

Annual Accomplishments

No data returned for this view. This might be because the applied filter excludes all data.



U.S. Department of Housing and Urban Development
 Office of Community Planning and Development
 Integrated Disbursement and Information System
 CDBG Activity Summary Report (GPR) for Program Year 2022
 NEWTON

Date: 01-Jul-2023
 Time: 15:24
 Page: 82

PGM Year: 2022
Project: 0004 - CDBG Program Management
IDIS Activity: 3824 - Citizen Participation
 Status: Open Objective:
 Location: , Outcome:
 Matrix Code: Public Information (21C) National Objective:

Activity to prevent, prepare for, and respond to Coronavirus: No

Initial Funding Date: 10/03/2022

Description:
 Funds for activities to enhance citizen participation

Financing

	Fund Type	Grant Year	Grant	Funded Amount	Drawn In Program Year	Drawn Thru Program Year
CDBG	EN	2022	B22MC250019	\$1,000.00	\$921.25	\$921.25
Total	Total			\$1,000.00	\$921.25	\$921.25

Proposed Accomplishments

Actual Accomplishments

Number assisted:

	Owner		Renter		Total		Person	
	Total	Hispanic	Total	Hispanic	Total	Hispanic	Total	Hispanic
White:					0	0		
Black/African American:					0	0		
Asian:					0	0		
American Indian/Alaskan Native:					0	0		
Native Hawaiian/Other Pacific Islander:					0	0		
American Indian/Alaskan Native & White:					0	0		
Asian White:					0	0		
Black/African American & White:					0	0		
American Indian/Alaskan Native & Black/African American:					0	0		
Other multi-racial:					0	0		
Asian/Pacific Islander:					0	0		
Hispanic:					0	0		
Total:	0	0	0	0	0	0	0	0

Female-headed Households:

128

0



U.S. Department of Housing and Urban Development
Office of Community Planning and Development
Integrated Disbursement and Information System
CDBG Activity Summary Report (GPR) for Program Year 2022
NEWTON

Date: 01-Jul-2023
Time: 15:24
Page: 83

Income Category:

	Owner	Renter	Total	Person
Extremely Low			0	
Low Mod			0	
Moderate			0	
Non Low Moderate			0	
Total	0	0	0	0
Percent Low/Mod				

Annual Accomplishments

No data returned for this view. This might be because the applied filter excludes all data.



U.S. Department of Housing and Urban Development
 Office of Community Planning and Development
 Integrated Disbursement and Information System
 CDBG Activity Summary Report (GPR) for Program Year 2022
 NEWTON

Date: 01-Jul-2023
 Time: 15:24
 Page: 84

PGM Year: 2022
Project: 0003 - Accessibility Improvements
IDIS Activity: 3826 - Langley-Warren-Chase Accessible Crossings
Status: Open
Location: 95 Langley Rd Intersection of Langley-Warren-Chase
 Newton, MA 02459-2062
Objective: Create suitable living environments
Outcome: Availability/accessibility
Matrix Code: Street Improvements (03K) **National Objective:** LMC

Activity to prevent, prepare for, and respond to Coronavirus: No

Initial Funding Date: 10/26/2022

Description:

The creation of two accessible crossings at the three-way intersection of Langley Road, Warren Street and Chase Street

Financing

	Fund Type	Grant Year	Grant	Funded Amount	Drawn In Program Year	Drawn Thru Program Year
CDBG	EN	2020	B20MC250019	\$9,500.00	\$0.00	\$0.00
		2022	B22MC250019	\$90,500.00	\$0.00	\$0.00
Total	Total			\$100,000.00	\$0.00	\$0.00

Proposed Accomplishments

People (General) : 307

Actual Accomplishments

Number assisted:

	Owner		Renter		Total		Person	
	Total	Hispanic	Total	Hispanic	Total	Hispanic	Total	Hispanic
White:	0	0	0	0	0	0		0
Black/African American:	0	0	0	0	0	0	0	0
Asian:	0	0	0	0	0	0	0	0
American Indian/Alaskan Native:	0	0	0	0	0	0	0	0
Native Hawaiian/Other Pacific Islander:	0	0	0	0	0	0	0	0
American Indian/Alaskan Native & White:	0	0	0	0	0	0	0	0
Asian White:	0	0	0	0	0	0	0	0
Black/African American & White:	0	0	0	0	0	0	0	0
American Indian/Alaskan Native & Black/African American:	0	0	0	0	0	0	0	0
Other multi-racial:	0	0	0	0	0	0	0	0
Asian/Pacific Islander:	0	0	0	0	0	0	0	0
Hispanic:	0	0	0	0	0	0	0	0



U.S. Department of Housing and Urban Development
 Office of Community Planning and Development
 Integrated Disbursement and Information System
 CDBG Activity Summary Report (GPR) for Program Year 2022
 NEWTON

Date: 01-Jul-2023
 Time: 15:24
 Page: 85

Total: 0 0 0 0 0 0 0 0

Female-headed Households: 0 0 0 0

Income Category:

	Owner	Renter	Total	Person
Extremely Low	0	0	0	0
Low Mod	0	0	0	0
Moderate	0	0	0	0
Non Low Moderate	0	0	0	0
Total	0	0	0	0
Percent Low/Mod				

Annual Accomplishments

No data returned for this view. This might be because the applied filter excludes all data.



U.S. Department of Housing and Urban Development
 Office of Community Planning and Development
 Integrated Disbursement and Information System
 CDBG Activity Summary Report (GPR) for Program Year 2022
 NEWTON

Date: 01-Jul-2023
 Time: 15:24
 Page: 86

PGM Year: 2022
Project: 0002 - Public Services
IDIS Activity: 3827 - Pathway to Possible
Status: Completed 6/22/2023 12:00:00 AM
Location: 1301 Centre St Newton, MA 02459-2448
Objective: Create economic opportunities
Outcome: Availability/accessibility
Matrix Code: Services for Persons with Disabilities
National Objective: LMC (05B)

Activity to prevent, prepare for, and respond to Coronavirus: No

Initial Funding Date: 10/13/2022

Description:

Pathway to Possible is respectfully requesting \$20,000 in funding to continue to support our work to ensure the sustained well-being and mental health support of our residents. The \$20,000 will cover 10 hours a week for our part-time (25 hours total per week) Clinical Social Worker, Rosalyn Mamlak.

Financing

	Fund Type	Grant Year	Grant	Funded Amount	Drawn In Program Year	Drawn Thru Program Year
CDBG	EN	2022	B22MC250019	\$9,600.00	\$9,600.00	\$9,600.00
Total	Total			\$9,600.00	\$9,600.00	\$9,600.00

Proposed Accomplishments

People (General) : 34

Actual Accomplishments

Number assisted:

	Owner		Renter		Total		Person	
	Total	Hispanic	Total	Hispanic	Total	Hispanic	Total	Hispanic
White:	0	0	0	0	0	0	35	0
Black/African American:	0	0	0	0	0	0	0	0
Asian:	0	0	0	0	0	0	0	0
American Indian/Alaskan Native:	0	0	0	0	0	0	0	0
Native Hawaiian/Other Pacific Islander:	0	0	0	0	0	0	0	0
American Indian/Alaskan Native & White:	0	0	0	0	0	0	0	0
Asian White:	0	0	0	0	0	0	0	0
Black/African American & White:	0	0	0	0	0	0	0	0
American Indian/Alaskan Native & Black/African American:	0	0	0	0	0	0	0	0
Other multi-racial:	0	0	0	0	0	0	0	0
Asian/Pacific Islander:	0	0	0	0	0	0	0	0
Hispanic:	0	0	0	0	0	0	0	0



U.S. Department of Housing and Urban Development
 Office of Community Planning and Development
 Integrated Disbursement and Information System
 CDBG Activity Summary Report (GPR) for Program Year 2022
 NEWTON

Date: 01-Jul-2023
 Time: 15:24
 Page: 87

Total:	0	0	0	0	0	0	35	0
Female-headed Households:	0		0		0			
<i>Income Category:</i>								
	Owner	Renter	Total	Person				
Extremely Low	0	0	0	35				
Low Mod	0	0	0	0				
Moderate	0	0	0	0				
Non Low Moderate	0	0	0	0				
Total	0	0	0	35				
Percent Low/Mod				100.0%				

Annual Accomplishments

Years	Accomplishment Narrative	# Benefitting
2022	Pathway to Possible is respectfully requesting funds to continue to support our work to ensure the sustained well-being and mental health support of our residents. The funds will cover 10 hours a week for our part-time (25 hours total per week) Clinical Social Worker, Rosalyn Mamlak.	



U.S. Department of Housing and Urban Development
 Office of Community Planning and Development
 Integrated Disbursement and Information System
 CDBG Activity Summary Report (GPR) for Program Year 2022
 NEWTON

Date: 01-Jul-2023
 Time: 15:24
 Page: 88

PGM Year: 2021
Project: 0002 - Housing Rehabilitation and Development
IDIS Activity: 3835 - 390 Newtonville Avenue
Status: Open
Location: 390 Newtonville Ave Newton, MA 02460-1941
Objective: Create suitable living environments
Outcome: Availability/accessibility
Matrix Code: Rehab; Single-Unit Residential (14A) **National Objective:** LMH

Activity to prevent, prepare for, and respond to Coronavirus: No

Initial Funding Date: 11/01/2022

Description:

Rehabilitation project: 390 Newtonville Avenue.
 Scope of work consist of correcting failing doors windows replacement and flooring.

Financing

	Fund Type	Grant Year	Grant	Funded Amount	Drawn In Program Year	Drawn Thru Program Year
CDBG	EN	2020	B20MC250019	\$75,767.21	\$0.00	\$0.00
		2021	B21MC250019	\$22,732.79	\$0.00	\$0.00
Total	Total			\$98,500.00	\$0.00	\$0.00

Proposed Accomplishments

Housing Units : 1

Actual Accomplishments

Number assisted:

	Owner		Renter		Total		Person	
	Total	Hispanic	Total	Hispanic	Total	Hispanic	Total	Hispanic
White:	0	0	0	0	0	0		0
Black/African American:	0	0	0	0	0	0	0	0
Asian:	0	0	0	0	0	0	0	0
American Indian/Alaskan Native:	0	0	0	0	0	0	0	0
Native Hawaiian/Other Pacific Islander:	0	0	0	0	0	0	0	0
American Indian/Alaskan Native & White:	0	0	0	0	0	0	0	0
Asian White:	0	0	0	0	0	0	0	0
Black/African American & White:	0	0	0	0	0	0	0	0
American Indian/Alaskan Native & Black/African American:	0	0	0	0	0	0	0	0
Other multi-racial:	0	0	0	0	0	0	0	0
Asian/Pacific Islander:	0	0	0	0	0	0	0	0



U.S. Department of Housing and Urban Development
 Office of Community Planning and Development
 Integrated Disbursement and Information System
 CDBG Activity Summary Report (GPR) for Program Year 2022
 NEWTON

Date: 01-Jul-2023
 Time: 15:24
 Page: 89

Hispanic:	0	0	0	0	0	0	0	0
Total:	0	0	0	0	0	0	0	0
Female-headed Households:	0		0		0			

Income Category:

	Owner	Renter	Total	Person
Extremely Low	0	0	0	0
Low Mod	0	0	0	0
Moderate	0	0	0	0
Non Low Moderate	0	0	0	0
Total	0	0	0	0
Percent Low/Mod				

Annual Accomplishments

No data returned for this view. This might be because the applied filter excludes all data.



U.S. Department of Housing and Urban Development
 Office of Community Planning and Development
 Integrated Disbursement and Information System
 CDBG Activity Summary Report (GPR) for Program Year 2022
 NEWTON

Date: 01-Jul-2023
 Time: 15:24
 Page: 90

PGM Year: 2019
Project: 0001 - Housing Rehabilitation and Development Program Fund (CDBG)
IDIS Activity: 3838 - CAN-DO Heat (10-12 Cambria, 11-13 Cambria, 14 Nonantum Place)
Status: Completed 2/23/2023 12:00:00 AM **Objective:** Provide decent affordable housing
Location: 10 Cambria Rd 11 Cambria Road 14 Nonantum Place **Outcome:** Availability/accessibility
 Newton, MA 02465-1117 **Matrix Code:** Rehab; Multi-Unit Residential (14B) **National Objective:** LMH

Activity to prevent, prepare for, and respond to Coronavirus: No

Initial Funding Date: 11/30/2022

Description:
 Rehabilitation project: CAN-DO Heat (10-12 Cambria, 11-13 Cambria, 14 Nonantum Place).
 Scope of work consist of replacing heating system.

Financing

	Fund Type	Grant Year	Grant	Funded Amount	Drawn In Program Year	Drawn Thru Program Year
CDBG	EN	2018	B18MC250019	\$50,850.00	\$50,850.00	\$50,850.00
Total	Total			\$50,850.00	\$50,850.00	\$50,850.00

Proposed Accomplishments

Housing Units : 1

Actual Accomplishments

Number assisted:

	Owner		Renter		Total		Person	
	Total	Hispanic	Total	Hispanic	Total	Hispanic	Total	Hispanic
White:	0	0	0	0	0	0		0
Black/African American:	0	0	0	0	0	0	0	0
Asian:	0	0	0	0	0	0	0	0
American Indian/Alaskan Native:	0	0	0	0	0	0	0	0
Native Hawaiian/Other Pacific Islander:	0	0	0	0	0	0	0	0
American Indian/Alaskan Native & White:	0	0	0	0	0	0	0	0
Asian White:	0	0	0	0	0	0	0	0
Black/African American & White:	0	0	0	0	0	0	0	0
American Indian/Alaskan Native & Black/African American:	0	0	0	0	0	0	0	0
Other multi-racial:	1	0	0	0	1	0	0	0
Asian/Pacific Islander:	0	0	0	0	0	0	0	0
Hispanic:	0	0	0	0	0	0	0	0



U.S. Department of Housing and Urban Development
 Office of Community Planning and Development
 Integrated Disbursement and Information System
 CDBG Activity Summary Report (GPR) for Program Year 2022
 NEWTON

Date: 01-Jul-2023
 Time: 15:24
 Page: 91

Total:	1	0	0	0	1	0	0	0
Female-headed Households:	0		0		0			

Income Category:

	Owner	Renter	Total	Person
Extremely Low	0	0	0	0
Low Mod	1	0	1	0
Moderate	0	0	0	0
Non Low Moderate	0	0	0	0
Total	1	0	1	0
Percent Low/Mod	100.0%		100.0%	

Annual Accomplishments

Years	Accomplishment Narrative	# Benefiting
2022	Updated heating systems in three units that were purchased by the Newton Housing Authority	



U.S. Department of Housing and Urban Development
 Office of Community Planning and Development
 Integrated Disbursement and Information System
 CDBG Activity Summary Report (GPR) for Program Year 2022
 NEWTON

Date: 01-Jul-2023
 Time: 15:24
 Page: 92

PGM Year: 2019
Project: 0001 - Housing Rehabilitation and Development Program Fund (CDBG)
IDIS Activity: 3839 - CAN-DO Rehab (61 Pearl Street)
Status: Open **Objective:** Create suitable living environments
Location: 61 Pearl St Newton, MA 02458-1691 **Outcome:** Availability/accessibility
Matrix Code: Rehab; Single-Unit Residential (14A) **National Objective:** LMH

Activity to prevent, prepare for, and respond to Coronavirus: No

Initial Funding Date: 11/30/2022

Description:

Rehabilitation project: CAN-DO Rehab (61 Pearl Street).
 Scope of work consist of replacement of railing, porch, bathroom vanity and windows, in this NHA project.
 Acquisition and Rehab for 13 projects.

Financing

	Fund Type	Grant Year	Grant	Funded Amount	Drawn In Program Year	Drawn Thru Program Year
CDBG	EN	2018	B18MC250019	\$37,700.00	\$37,700.00	\$37,700.00
Total	Total			\$37,700.00	\$37,700.00	\$37,700.00

Proposed Accomplishments

Housing Units : 1

Actual Accomplishments

Number assisted:

	Owner		Renter		Total		Person	
	Total	Hispanic	Total	Hispanic	Total	Hispanic	Total	Hispanic
White:	0	0	0	0	0	0		0
Black/African American:	0	0	0	0	0	0	0	0
Asian:	0	0	0	0	0	0	0	0
American Indian/Alaskan Native:	0	0	0	0	0	0	0	0
Native Hawaiian/Other Pacific Islander:	0	0	0	0	0	0	0	0
American Indian/Alaskan Native & White:	0	0	0	0	0	0	0	0
Asian White:	0	0	0	0	0	0	0	0
Black/African American & White:	0	0	0	0	0	0	0	0
American Indian/Alaskan Native & Black/African American:	0	0	0	0	0	0	0	0
Other multi-racial:	0	0	0	0	0	0	0	0
Asian/Pacific Islander:	0	0	0	0	0	0	0	0
Hispanic:	0	0	0	0	0	0	0	0

138



U.S. Department of Housing and Urban Development
 Office of Community Planning and Development
 Integrated Disbursement and Information System
 CDBG Activity Summary Report (GPR) for Program Year 2022
 NEWTON

Date: 01-Jul-2023
 Time: 15:24
 Page: 93

Total: 0 0 0 0 0 0 0 0

Female-headed Households: 0 0 0 0

Income Category:

	Owner	Renter	Total	Person
Extremely Low	0	0	0	0
Low Mod	0	0	0	0
Moderate	0	0	0	0
Non Low Moderate	0	0	0	0
Total	0	0	0	0
Percent Low/Mod				

Annual Accomplishments

No data returned for this view. This might be because the applied filter excludes all data.



U.S. Department of Housing and Urban Development
 Office of Community Planning and Development
 Integrated Disbursement and Information System
 CDBG Activity Summary Report (GPR) for Program Year 2022
 NEWTON

Date: 01-Jul-2023
 Time: 15:24
 Page: 94

PGM Year: 2019
Project: 0001 - Housing Rehabilitation and Development Program Fund (CDBG)
IDIS Activity: 3840 - CAN-DO Rehab (2148-2150 Commonwealth Avenue)
Status: Open **Objective:** Create suitable living environments
Location: 2148 Commonwealth Ave Newton, MA 02466-1903 **Outcome:** Availability/accessibility
Matrix Code: Rehab; Single-Unit Residential (14A) **National Objective:** LMH

Activity to prevent, prepare for, and respond to Coronavirus: No

Initial Funding Date: 11/30/2022

Description:

Rehabilitation project: CAN-DO Rehab (2148-2150 Commonwealth Ave).
 Scope of work consist of replacement of windows and improvement to windows and rebuilding the unit's porch, in this NHA project.
 Acquisition and Rehab for 13 projects.

Financing

	Fund Type	Grant Year	Grant	Funded Amount	Drawn In Program Year	Drawn Thru Program Year
CDBG	EN	2018	B18MC250019	\$44,946.18	\$0.00	\$0.00
		2019	B19MC250019	\$18,253.82	\$0.00	\$0.00
Total	Total			\$63,200.00	\$0.00	\$0.00

Proposed Accomplishments

Housing Units : 1

Actual Accomplishments

Number assisted:

	Owner		Renter		Total		Person	
	Total	Hispanic	Total	Hispanic	Total	Hispanic	Total	Hispanic
White:	0	0	0	0	0	0	0	0
Black/African American:	0	0	0	0	0	0	0	0
Asian:	0	0	0	0	0	0	0	0
American Indian/Alaskan Native:	0	0	0	0	0	0	0	0
Native Hawaiian/Other Pacific Islander:	0	0	0	0	0	0	0	0
American Indian/Alaskan Native & White:	0	0	0	0	0	0	0	0
Asian White:	0	0	0	0	0	0	0	0
Black/African American & White:	0	0	0	0	0	0	0	0
American Indian/Alaskan Native & Black/African American:	0	0	0	0	0	0	0	0
Other multi-racial:	0	0	0	0	0	0	0	0
Asian/Pacific Islander:	0	0	0	0	0	0	0	0



U.S. Department of Housing and Urban Development
 Office of Community Planning and Development
 Integrated Disbursement and Information System
 CDBG Activity Summary Report (GPR) for Program Year 2022
 NEWTON

Date: 01-Jul-2023
 Time: 15:24
 Page: 95

Hispanic:	0	0	0	0	0	0	0	0	0
Total:	0	0	0	0	0	0	0	0	0
Female-headed Households:	0		0		0				

Income Category:

	Owner	Renter	Total	Person
Extremely Low	0	0	0	0
Low Mod	0	0	0	0
Moderate	0	0	0	0
Non Low Moderate	0	0	0	0
Total	0	0	0	0
Percent Low/Mod				

Annual Accomplishments

No data returned for this view. This might be because the applied filter excludes all data.



U.S. Department of Housing and Urban Development
 Office of Community Planning and Development
 Integrated Disbursement and Information System
 CDBG Activity Summary Report (GPR) for Program Year 2022
 NEWTON

Date: 01-Jul-2023
 Time: 15:24
 Page: 96

PGM Year: 2020
Project: 0001 - Housing Rehabilitation and Development
IDIS Activity: 3841 - CAN-DO Rehab (163 Jackson Road)
Status: Open
Location: 163 Jackson Rd Newton, MA 02458-1406
Objective: Provide decent affordable housing
Outcome: Affordability
Matrix Code: Rehab; Single-Unit Residential (14A) **National Objective:** LMH

Activity to prevent, prepare for, and respond to Coronavirus: No

Initial Funding Date: 11/30/2022

Description:

Rehabilitation project: CAN-DO Rehab (136 Jackson Road).
 Scope of work consist of deleading, replacement of boilers, storm doors, flooring, siding, kitchen counters, roof, electrical work and rebuilding the unit porch, in this NHA project.
 Acquisition and Rehab for 13 projects.

Financing

	Fund Type	Grant Year	Grant	Funded Amount	Drawn In Program Year	Drawn Thru Program Year
CDBG	EN	2019	B19MC250019	\$198,450.00	\$32,980.00	\$32,980.00
Total	Total			\$198,450.00	\$32,980.00	\$32,980.00

Proposed Accomplishments

Actual Accomplishments

Number assisted:

	Owner		Renter		Total		Person	
	Total	Hispanic	Total	Hispanic	Total	Hispanic	Total	Hispanic
White:	0	0	0	0	0	0		0
Black/African American:	0	0	0	0	0	0	0	0
Asian:	0	0	0	0	0	0	0	0
American Indian/Alaskan Native:	0	0	0	0	0	0	0	0
Native Hawaiian/Other Pacific Islander:	0	0	0	0	0	0	0	0
American Indian/Alaskan Native & White:	0	0	0	0	0	0	0	0
Asian White:	0	0	0	0	0	0	0	0
Black/African American & White:	0	0	0	0	0	0	0	0
American Indian/Alaskan Native & Black/African American:	0	0	0	0	0	0	0	0
Other multi-racial:	0	0	0	0	0	0	0	0
Asian/Pacific Islander:	0	0	0	0	0	0	0	0
Hispanic:	0	0	0	0	0	0	0	0



U.S. Department of Housing and Urban Development
 Office of Community Planning and Development
 Integrated Disbursement and Information System
 CDBG Activity Summary Report (GPR) for Program Year 2022
 NEWTON

Date: 01-Jul-2023
 Time: 15:24
 Page: 97

Total: 0 0 0 0 0 0 0 0

Female-headed Households: 0 0 0 0

Income Category:

	Owner	Renter	Total	Person
Extremely Low	0	0	0	0
Low Mod	0	0	0	0
Moderate	0	0	0	0
Non Low Moderate	0	0	0	0
Total	0	0	0	0
Percent Low/Mod				

Annual Accomplishments

No data returned for this view. This might be because the applied filter excludes all data.



U.S. Department of Housing and Urban Development
 Office of Community Planning and Development
 Integrated Disbursement and Information System
 CDBG Activity Summary Report (GPR) for Program Year 2022
 NEWTON

Date: 01-Jul-2023
 Time: 15:24
 Page: 98

PGM Year: 2022
Project: 0001 - Housing Rehabilitation and Development
IDIS Activity: 3843 - Closing Cost Downpayment Program Case 11: 77 Court Street Unit 106E
Status: Completed 2/23/2023 12:00:00 AM
Location: 77 Court St Apt 106E Newton, MA 02458-1463
Objective: Provide decent affordable housing
Outcome: Affordability
Matrix Code: Homebuyer Downpayment Assistance-Excluding Housing Counseling, under 24 CFR 5.100 (05R)
National Objective: LMH

Activity to prevent, prepare for, and respond to Coronavirus: No

Initial Funding Date: 12/12/2022

Description:
 Closing Cost and Downpayment Assistance for 77 CourtStreet (Hui), a deed-restricted property through in Newton MA, includes downpayment and closing cost assistance grant.

Financing

	Fund Type	Grant Year	Grant	Funded Amount	Drawn In Program Year	Drawn Thru Program Year
CDBG	PI			\$10,000.00	\$10,000.00	\$10,000.00
Total	Total			\$10,000.00	\$10,000.00	\$10,000.00

Proposed Accomplishments

Households (General) : 1

Actual Accomplishments

Number assisted:

	Owner		Renter		Total		Person	
	Total	Hispanic	Total	Hispanic	Total	Hispanic	Total	Hispanic
White:	0	0	0	0	0	0		0
Black/African American:	0	0	0	0	0	0	0	0
Asian:	1	0	0	0	1	0	0	0
American Indian/Alaskan Native:	0	0	0	0	0	0	0	0
Native Hawaiian/Other Pacific Islander:	0	0	0	0	0	0	0	0
American Indian/Alaskan Native & White:	0	0	0	0	0	0	0	0
Asian White:	0	0	0	0	0	0	0	0
Black/African American & White:	0	0	0	0	0	0	0	0
American Indian/Alaskan Native & Black/African American:	0	0	0	0	0	0	0	0
Other multi-racial:	0	0	0	0	0	0	0	0
Asian/Pacific Islander:	0	0	0	0	0	0	0	0
Hispanic:	0	0	0	0	0	0	0	0
Total:	1	0	0	0	1	0	0	0



U.S. Department of Housing and Urban Development
 Office of Community Planning and Development
 Integrated Disbursement and Information System
 CDBG Activity Summary Report (GPR) for Program Year 2022
 NEWTON

Date: 01-Jul-2023
 Time: 15:24
 Page: 99

Female-headed Households: 0 0 0

Income Category:

	Owner	Renter	Total	Person
Extremely Low	0	0	0	0
Low Mod	0	0	0	0
Moderate	1	0	1	0
Non Low Moderate	0	0	0	0
Total	1	0	1	0
Percent Low/Mod	100.0%		100.0%	

Annual Accomplishments

Years	Accomplishment Narrative	# Benefitting
2022	Down payment assistance for a deed restricted unit (4!0,000 Grant)	



U.S. Department of Housing and Urban Development
 Office of Community Planning and Development
 Integrated Disbursement and Information System
 CDBG Activity Summary Report (GPR) for Program Year 2022
 NEWTON

Date: 01-Jul-2023
 Time: 15:24
 Page: 100

PGM Year: 2022
Project: 0001 - Housing Rehabilitation and Development
IDIS Activity: 3844 - 39 School Street
Status: Open
Location: 39 School St Newton, MA 02458-1500
Objective: Provide decent affordable housing
Outcome: Affordability
Matrix Code: Rehab; Single-Unit Residential (14A) **National Objective:** LMH

Activity to prevent, prepare for, and respond to Coronavirus: No

Initial Funding Date: 12/13/2022

Description:

Rehabilitation project: 39 School Street.
 Scope of work, heating system and other code violations.

Financing

	Fund Type	Grant Year	Grant	Funded Amount	Drawn In Program Year	Drawn Thru Program Year
CDBG	EN	2021	B21MC250019	\$135,550.68	\$0.00	\$0.00
	PI			\$7,374.32	\$825.00	\$825.00
Total	Total			\$142,925.00	\$825.00	\$825.00

Proposed Accomplishments

Housing Units : 1

Actual Accomplishments

Number assisted:

	Owner		Renter		Total		Person	
	Total	Hispanic	Total	Hispanic	Total	Hispanic	Total	Hispanic
White:	0	0	0	0	0	0		0
Black/African American:	0	0	0	0	0	0	0	0
Asian:	0	0	0	0	0	0	0	0
American Indian/Alaskan Native:	0	0	0	0	0	0	0	0
Native Hawaiian/Other Pacific Islander:	0	0	0	0	0	0	0	0
American Indian/Alaskan Native & White:	0	0	0	0	0	0	0	0
Asian White:	0	0	0	0	0	0	0	0
Black/African American & White:	0	0	0	0	0	0	0	0
American Indian/Alaskan Native & Black/African American:	0	0	0	0	0	0	0	0
Other multi-racial:	0	0	0	0	0	0	0	0
Asian/Pacific Islander:	0	0	0	0	0	0	0	0



U.S. Department of Housing and Urban Development
 Office of Community Planning and Development
 Integrated Disbursement and Information System
 CDBG Activity Summary Report (GPR) for Program Year 2022
 NEWTON

Date: 01-Jul-2023
 Time: 15:24
 Page: 101

Hispanic:	0	0	0	0	0	0	0	0	0
Total:	0	0	0	0	0	0	0	0	0
Female-headed Households:	0		0		0				

Income Category:

	Owner	Renter	Total	Person
Extremely Low	0	0	0	0
Low Mod	0	0	0	0
Moderate	0	0	0	0
Non Low Moderate	0	0	0	0
Total	0	0	0	0
Percent Low/Mod				

Annual Accomplishments

No data returned for this view. This might be because the applied filter excludes all data.



U.S. Department of Housing and Urban Development
 Office of Community Planning and Development
 Integrated Disbursement and Information System
 CDBG Activity Summary Report (GPR) for Program Year 2022
 NEWTON

Date: 01-Jul-2023
 Time: 15:24
 Page: 102

PGM Year: 2022
Project: 0001 - Housing Rehabilitation and Development
IDIS Activity: 3848 - 45 Pelham Street
Status: Open
Location: 45 Pelham St Pelham Street Newton, MA 02459-1808
Objective: Create suitable living environments
Outcome: Sustainability
Matrix Code: Rehab; Single-Unit Residential (14A) **National Objective:** LMH

Activity to prevent, prepare for, and respond to Coronavirus: No

Initial Funding Date: 03/10/2023

Description:
 Rehabilitation project: 45 Pelham Street.
 Scope of work, repairs to the roof and flashing to address an active leak and repairs to the front steps, but we believe there are significant building envelope and structural needs.

Financing

	Fund Type	Grant Year	Grant	Funded Amount	Drawn In Program Year	Drawn Thru Program Year
CDBG	PI			\$2,000.00	\$0.00	\$0.00
Total	Total			\$2,000.00	\$0.00	\$0.00

Proposed Accomplishments

Housing Units : 1

Actual Accomplishments

Number assisted:

	Owner		Renter		Total		Person	
	Total	Hispanic	Total	Hispanic	Total	Hispanic	Total	Hispanic
White:	0	0	0	0	0	0		0
Black/African American:	0	0	0	0	0	0	0	0
Asian:	0	0	0	0	0	0	0	0
American Indian/Alaskan Native:	0	0	0	0	0	0	0	0
Native Hawaiian/Other Pacific Islander:	0	0	0	0	0	0	0	0
American Indian/Alaskan Native & White:	0	0	0	0	0	0	0	0
Asian White:	0	0	0	0	0	0	0	0
Black/African American & White:	0	0	0	0	0	0	0	0
American Indian/Alaskan Native & Black/African American:	0	0	0	0	0	0	0	0
Other multi-racial:	0	0	0	0	0	0	0	0
Asian/Pacific Islander:	0	0	0	0	0	0	0	0
Hispanic:	0	0	0	0	0	0	0	0



U.S. Department of Housing and Urban Development
 Office of Community Planning and Development
 Integrated Disbursement and Information System
 CDBG Activity Summary Report (GPR) for Program Year 2022
 NEWTON

Date: 01-Jul-2023
 Time: 15:24
 Page: 103

Total:	0	0	0	0	0	0	0
Female-headed Households:	0		0		0		

Income Category:

	Owner	Renter	Total	Person
Extremely Low	0	0	0	0
Low Mod	0	0	0	0
Moderate	0	0	0	0
Non Low Moderate	0	0	0	0
Total	0	0	0	0
Percent Low/Mod				

Annual Accomplishments

No data returned for this view. This might be because the applied filter excludes all data.



U.S. Department of Housing and Urban Development
 Office of Community Planning and Development
 Integrated Disbursement and Information System
 CDBG Activity Summary Report (GPR) for Program Year 2022
 NEWTON

Date: 01-Jul-2023
 Time: 15:24
 Page: 104

PGM Year: 2022
Project: 0001 - Housing Rehabilitation and Development
IDIS Activity: 3859 - Closing Cost Downpayment Program Case 2: 391 Walnut Street #3
Status: Open
Location: 391 Walnut St Newton, MA 02460-2229
Objective: Provide decent affordable housing
Outcome: Affordability
Matrix Code: Homeownership Assistance-excluding Housing Counseling under 24 CFR 5.100 (13B)
National Objective: LMH

Activity to prevent, prepare for, and respond to Coronavirus: No

Initial Funding Date: 05/18/2023

Description:

Closing Cost and Downpayment Assistance for 391 Walnut Street (Shamekhi), a deed-restricted property through in Newton MA, includes downpayment and closing cost assistance grant.

Financing

	Fund Type	Grant Year	Grant	Funded Amount	Drawn In Program Year	Drawn Thru Program Year
CDBG	EN	2021	B21MC250019	\$10,000.00	\$10,000.00	\$10,000.00
Total	Total			\$10,000.00	\$10,000.00	\$10,000.00

Proposed Accomplishments

Households (General) : 1

Actual Accomplishments

Number assisted:

	Owner		Renter		Total		Person	
	Total	Hispanic	Total	Hispanic	Total	Hispanic	Total	Hispanic
White:	1	0	0	0	1	0	0	0
Black/African American:	0	0	0	0	0	0	0	0
Asian:	0	0	0	0	0	0	0	0
American Indian/Alaskan Native:	0	0	0	0	0	0	0	0
Native Hawaiian/Other Pacific Islander:	0	0	0	0	0	0	0	0
American Indian/Alaskan Native & White:	0	0	0	0	0	0	0	0
Asian White:	0	0	0	0	0	0	0	0
Black/African American & White:	0	0	0	0	0	0	0	0
American Indian/Alaskan Native & Black/African American:	0	0	0	0	0	0	0	0
Other multi-racial:	0	0	0	0	0	0	0	0
Asian/Pacific Islander:	0	0	0	0	0	0	0	0
Hispanic:	0	0	0	0	0	0	0	0



U.S. Department of Housing and Urban Development
 Office of Community Planning and Development
 Integrated Disbursement and Information System
 CDBG Activity Summary Report (GPR) for Program Year 2022
 NEWTON

Date: 01-Jul-2023
 Time: 15:24
 Page: 105

Total:	1	0	0	0	1	0	0	0
Female-headed Households:	0		0		0			

Income Category:

	Owner	Renter	Total	Person
Extremely Low	0	0	0	0
Low Mod	0	0	0	0
Moderate	1	0	1	0
Non Low Moderate	0	0	0	0
Total	1	0	1	0
Percent Low/Mod	100.0%		100.0%	

Annual Accomplishments

Years	Accomplishment Narrative	# Benefitting
2022	Down payment closing cost to an income eligible family to purchase a deed restricted unit @ 391 Walnut Street #3.	



U.S. Department of Housing and Urban Development
Office of Community Planning and Development
Integrated Disbursement and Information System
CDBG Activity Summary Report (GPR) for Program Year 2022
NEWTON

Date: 01-Jul-2023

Time: 15:24

Page: 106

Total Funded Amount:	\$22,576,428.04
Total Drawn Thru Program Year:	\$19,769,710.61
Total Drawn In Program Year:	\$1,784,774.61



PART I : SUMMARY OF CDBG RESOURCES

01 UNEXPENDED CDBG FUNDS AT END OF PREVIOUS PROGRAM YEAR	0.00
02 ENTITLEMENT GRANT	1,870,395.00
03 SURPLUS URBAN RENEWAL	0.00
04 SECTION 108 GUARANTEED LOAN FUNDS	0.00
05 CURRENT YEAR PROGRAM INCOME	286,877.91
05a CURRENT YEAR SECTION 108 PROGRAM INCOME (FOR SI TYPE)	0.00
06 FUNDS RETURNED TO THE LINE-OF-CREDIT	0.00
06a FUNDS RETURNED TO THE LOCAL CDBG ACCOUNT	0.00
07 ADJUSTMENT TO COMPUTE TOTAL AVAILABLE	0.00
08 TOTAL AVAILABLE (SUM, LINES 01-07)	2,157,272.91

PART II : SUMMARY OF CDBG EXPENDITURES

09 DISBURSEMENTS OTHER THAN SECTION 108 REPAYMENTS AND PLANNING/ADMINISTRATION	1,431,148.57
10 ADJUSTMENT TO COMPUTE TOTAL AMOUNT SUBJECT TO LOW/MOD BENEFIT	0.00
11 AMOUNT SUBJECT TO LOW/MOD BENEFIT (LINE 09 + LINE 10)	1,431,148.57
12 DISBURSED IN IDIS FOR PLANNING/ADMINISTRATION	434,948.26
13 DISBURSED IN IDIS FOR SECTION 108 REPAYMENTS	0.00
14 ADJUSTMENT TO COMPUTE TOTAL EXPENDITURES	0.00
15 TOTAL EXPENDITURES (SUM, LINES 11-14)	1,866,096.83
16 UNEXPENDED BALANCE (LINE 08 - LINE 15)	291,176.08

PART III : LOWMOD BENEFIT THIS REPORTING PERIOD

17 EXPENDED FOR LOW/MOD HOUSING IN SPECIAL AREAS	0.00
18 EXPENDED FOR LOW/MOD MULTI-UNIT HOUSING	0.00
19 DISBURSED FOR OTHER LOW/MOD ACTIVITIES	921,623.31
20 ADJUSTMENT TO COMPUTE TOTAL LOW/MOD CREDIT	0.00
21 TOTAL LOW/MOD CREDIT (SUM, LINES 17-20)	921,623.31
22 PERCENT LOW/MOD CREDIT (LINE 21/LINE 11)	64.40%

LOW/MOD BENEFIT FOR MULTI-YEAR CERTIFICATIONS

23 PROGRAM YEARS(PY) COVERED IN CERTIFICATION	PY: PY: PY:
24 CUMULATIVE NET EXPENDITURES SUBJECT TO LOW/MOD BENEFIT CALCULATION	0.00
25 CUMULATIVE EXPENDITURES BENEFITING LOW/MOD PERSONS	0.00
26 PERCENT BENEFIT TO LOW/MOD PERSONS (LINE 25/LINE 24)	0.00%

PART IV: PUBLIC SERVICE (PS) CAP CALCULATIONS

27 DISBURSED IN IDIS FOR PUBLIC SERVICES	276,700.00
28 PS UNLIQUIDATED OBLIGATIONS AT END OF CURRENT PROGRAM YEAR	0.00
29 PS UNLIQUIDATED OBLIGATIONS AT END OF PREVIOUS PROGRAM YEAR	0.00
30 ADJUSTMENT TO COMPUTE TOTAL PS OBLIGATIONS	0.00
31 TOTAL PS OBLIGATIONS (LINE 27 + LINE 28 - LINE 29 + LINE 30)	276,700.00
32 ENTITLEMENT GRANT	1,870,395.00
33 PRIOR YEAR PROGRAM INCOME	63,993.46
34 ADJUSTMENT TO COMPUTE TOTAL SUBJECT TO PS CAP	0.00
35 TOTAL SUBJECT TO PS CAP (SUM, LINES 32-34)	1,934,388.46
36 PERCENT FUNDS OBLIGATED FOR PS ACTIVITIES (LINE 31/LINE 35)	14.30%

PART V: PLANNING AND ADMINISTRATION (PA) CAP

37 DISBURSED IN IDIS FOR PLANNING/ADMINISTRATION	434,948.26
38 PA UNLIQUIDATED OBLIGATIONS AT END OF CURRENT PROGRAM YEAR	0.00
39 PA UNLIQUIDATED OBLIGATIONS AT END OF PREVIOUS PROGRAM YEAR	0.00
40 ADJUSTMENT TO COMPUTE TOTAL PA OBLIGATIONS	0.00
41 TOTAL PA OBLIGATIONS (LINE 37 + LINE 38 - LINE 39 +LINE 40)	434,948.26
42 ENTITLEMENT GRANT	1,870,395.00
43 CURRENT YEAR PROGRAM INCOME	286,877.91
44 ADJUSTMENT TO COMPUTE TOTAL SUBJECT TO PA CAP	0.00
45 TOTAL SUBJECT TO PA CAP (SUM, LINES 42-44)	2,157,272.91
46 PERCENT FUNDS OBLIGATED FOR PA ACTIVITIES (LINE 41/LINE 45)	20.16%



Office of Community Planning and Development
 U.S. Department of Housing and Urban Development
 Integrated Disbursement and Information System
 PR26 - CDBG Financial Summary Report
 Program Year 2022
 NEWTON, MA

DATE: 08-04-23
 TIME: 10:37
 PAGE: 2

LINE 17 DETAIL: ACTIVITIES TO CONSIDER IN DETERMINING THE AMOUNT TO ENTER ON LINE 17

No data returned for this view. This might be because the applied filter excludes all data.

LINE 18 DETAIL: ACTIVITIES TO CONSIDER IN DETERMINING THE AMOUNT TO ENTER ON LINE 18

Plan Year	IDIS Project	IDIS	Activity	Activity Name	Matrix Code	National Objective	Drawn Amount
2019	1	3528		Haywood House - Newton Housing Authority	04	LMH	\$7,946.26
					04	Matrix Code	\$7,946.26
2020	1	3772		Coleman House Preservation- 2Life Communities	08	LMH	\$300,766.00
					08	Matrix Code	\$300,766.00
2019	1	3838		CAN-DO Heat (10-12 Cambria, 11-13 Cambria, 14 Nonantum Place)	14B	LMH	\$50,850.00
2020	1	3767		18-20 Coyne Road - Pathway 2 Possible	14B	LMH	\$69,063.00
2021	2	3770		Nonantum Village Place	14B	LMH	\$80,900.00
					14B	Matrix Code	\$200,813.00
Total							\$509,525.26

LINE 19 DETAIL: ACTIVITIES INCLUDED IN THE COMPUTATION OF LINE 19

Plan Year	IDIS Project	IDIS Activity	Voucher Number	Activity Name	Matrix Code	National Objective	Drawn Amount
2022	2	3817	6687374	Jewish Family & Children's Service/ Stabilization & Recovery Services	03B	LMC	\$6,352.28
2022	2	3817	6730673	Jewish Family & Children's Service/ Stabilization & Recovery Services	03B	LMC	\$5,428.79
2022	2	3817	6759870	Jewish Family & Children's Service/ Stabilization & Recovery Services	03B	LMC	\$2,518.93
					03B	Matrix Code	\$14,300.00
2020	3	3643	6728288	Phase 1 Marty Sender Path	03F	LMC	\$52,000.00
					03F	Matrix Code	\$52,000.00
2021	3	3810	6725779	Newton Housing Authority- Resident Services Program	05A	LMC	\$17,419.50
2021	3	3810	6730673	Newton Housing Authority- Resident Services Program	05A	LMC	\$17,419.50
2021	3	3810	6757433	Newton Housing Authority- Resident Services Program	05A	LMC	\$3,261.00
2022	2	3809	6728256	NCDF Resident Services Program	05A	LMC	\$5,950.00
2022	2	3809	6730673	NCDF Resident Services Program	05A	LMC	\$11,145.00
2022	2	3809	6759870	NCDF Resident Services Program	05A	LMC	\$3,352.50
2022	2	3809	6782226	NCDF Resident Services Program	05A	LMC	\$3,352.50
2022	2	3816	6687374	2Life Communities / Caring Choices and Wellness Nursing for Low-Income Seniors	05A	LMC	\$5,571.00
2022	2	3816	6725779	2Life Communities / Caring Choices and Wellness Nursing for Low-Income Seniors	05A	LMC	\$4,883.00
2022	2	3816	6759870	2Life Communities / Caring Choices and Wellness Nursing for Low-Income Seniors	05A	LMC	\$4,598.00
2022	2	3816	6783796	2Life Communities / Caring Choices and Wellness Nursing for Low-Income Seniors	05A	LMC	\$3,948.00
					05A	Matrix Code	\$80,900.00
2022	2	3811	6725779	The Carroll Center for the Blind / Career and Vocational Rehab Services	05B	LMC	\$3,577.00
2022	2	3811	6730673	The Carroll Center for the Blind / Career and Vocational Rehab Services	05B	LMC	\$3,577.00
2022	2	3811	6772604	The Carroll Center for the Blind / Career and Vocational Rehab Services	05B	LMC	\$3,577.00
2022	2	3811	6783796	The Carroll Center for the Blind / Career and Vocational Rehab Services	05B	LMC	\$3,569.00
2022	2	3819	6687374	Riverside Community Care / Mental Health Services Promoting Economic Mobility	05B	LMC	\$6,915.93
2022	2	3819	6725779	Riverside Community Care / Mental Health Services Promoting Economic Mobility	05B	LMC	\$1,564.77
2022	2	3819	6730673	Riverside Community Care / Mental Health Services Promoting Economic Mobility	05B	LMC	\$1,564.77
2022	2	3819	6742777	Riverside Community Care / Mental Health Services Promoting Economic Mobility	05B	LMC	\$1,564.77
2022	2	3819	6754494	Riverside Community Care / Mental Health Services Promoting Economic Mobility	05B	LMC	\$1,564.77
2022	2	3819	6765936	Riverside Community Care / Mental Health Services Promoting Economic Mobility	05B	LMC	\$2,347.15
2022	2	3819	6776157	Riverside Community Care / Mental Health Services Promoting Economic Mobility	05B	LMC	\$1,564.77
2022	2	3819	6782226	Riverside Community Care / Mental Health Services Promoting Economic Mobility	05B	LMC	\$1,433.33
2022	2	3819	6783796	Riverside Community Care / Mental Health Services Promoting Economic Mobility	05B	LMC	\$579.74
2022	2	3827	6730673	Pathway to Possible	05B	LMC	\$9,600.00
					05B	Matrix Code	\$43,000.00
2022	2	3812	6687374	Boys and Girls Club- Financial Aid for Teens and Families	05D	LMC	\$16,200.00
2022	2	3813	6725779	West Suburban YMCA - Childcare Financial Aid Program	05D	LMC	\$38,100.00
2022	2	3815	6732765	Jewish Big Brothers & Big Sisters / Mentoring Initiatives	05D	LMC	\$2,700.00
2022	2	3815	6759870	Jewish Big Brothers & Big Sisters / Mentoring Initiatives	05D	LMC	\$5,373.00
2022	2	3815	6783796	Jewish Big Brothers & Big Sisters / Mentoring Initiatives	05D	LMC	\$1,427.00
2022	2	3818	6687374	Plowshares Education Development Center / Tuition Assistance for Preschool and After School	05D	LMC	\$3,266.77
2022	2	3818	6725779	Plowshares Education Development Center / Tuition Assistance for Preschool and After School	05D	LMC	\$264.73
2022	2	3818	6757433	Plowshares Education Development Center / Tuition Assistance for Preschool and After School	05D	LMC	\$2,389.25
2022	2	3818	6783796	Plowshares Education Development Center / Tuition Assistance for Preschool and After School	05D	LMC	\$3,679.25
2022	2	3821	6687374	Dept. of Parks & Recreation - Financial Aid for Youth Summer Camp	05D	LMC	\$7,744.00
2022	2	3821	6723684	Dept. of Parks & Recreation - Financial Aid for Youth Summer Camp	05D	LMC	\$4,556.00



Office of Community Planning and Development
 U.S. Department of Housing and Urban Development
 Integrated Disbursement and Information System
 PR26 - CDBG Financial Summary Report
 Program Year 2022
 NEWTON , MA

DATE: 08-04-23
 TIME: 10:37
 PAGE: 3

Plan Year	IDIS Project	IDIS Activity	Voucher Number	Activity Name	Matrix Code	National Objective	Drawn Amount
					05D	Matrix Code	\$85,700.00
2022	2	3820	6687374	The Second Step / Residential and Community Programs for Survivors of Domestic Violence	05G	LMC	\$5,950.02
2022	2	3820	6725779	The Second Step / Residential and Community Programs for Survivors of Domestic Violence	05G	LMC	\$5,423.10
2022	2	3820	6783796	The Second Step / Residential and Community Programs for Survivors of Domestic Violence	05G	LMC	\$12,426.88
					05G	Matrix Code	\$23,800.00
2022	2	3814	6730673	Family ACCESS - Social Mobility for Young Families	05L	LMC	\$25,474.80
2022	2	3814	6736086	Family ACCESS - Social Mobility for Young Families	05L	LMC	\$2,672.39
2022	2	3814	6749430	Family ACCESS - Social Mobility for Young Families	05L	LMC	\$3,739.04
2022	2	3814	6759870	Family ACCESS - Social Mobility for Young Families	05L	LMC	\$1,413.77
					05L	Matrix Code	\$33,300.00
2022	1	3843	6718141	Closing Cost Downpayment Program Case 11: 77 Court Street Unit 106E	05R	LMH	\$10,000.00
					05R	Matrix Code	\$10,000.00
2022	1	3859	6776157	Closing Cost Downpayment Program Case 2: 391 Walnut Street #3	13B	LMH	\$10,000.00
					13B	Matrix Code	\$10,000.00
2019	1	3788	6718137	CAN-DO Rehab (20-22 Falmouth Road)	14A	LMH	\$31,500.00
2019	1	3788	6739920	CAN-DO Rehab (20-22 Falmouth Road)	14A	LMH	\$50,600.00
2019	1	3788	6778613	CAN-DO Rehab (20-22 Falmouth Road)	14A	LMH	\$22,600.00
2019	1	3839	6776157	CAN-DO Rehab (61 Pearl Street)	14A	LMH	\$37,700.00
2019	1	3840	6791438	CAN-DO Rehab (2148-2150 Commonwealth Avenue)	14A	LMH	\$63,200.00
2020	1	3841	6783796	CAN-DO Rehab (163 Jackson Road)	14A	LMH	\$32,980.00
2020	1	3841	6791438	CAN-DO Rehab (163 Jackson Road)	14A	LMH	\$1,170.00
2021	2	3800	6718137	135 Edinboro Street	14A	LMH	\$720.00
2022	1	3844	6718137	39 School Street	14A	LMH	\$825.00
2022	1	3844	6791438	39 School Street	14A	LMH	\$20,000.00
					14A	Matrix Code	\$261,295.00
2021	2	3728	6662841	Housing Program Delivery	14H	LMH	\$300.00
2021	2	3728	6667011	Housing Program Delivery	14H	LMH	\$105.00
2021	2	3728	6668825	Housing Program Delivery	14H	LMH	\$210.00
2021	2	3728	6702700	Housing Program Delivery	14H	LMH	\$3,402.55
2021	2	3728	6715275	Housing Program Delivery	14H	LMH	\$74,060.73
2021	2	3728	6731433	Housing Program Delivery	14H	LMH	\$2,060.44
2022	1	3804	6687382	Housing Program Delivery	14H	LMH	\$11.50
2022	1	3804	6691204	Housing Program Delivery	14H	LMH	\$4,122.16
2022	1	3804	6691205	Housing Program Delivery	14H	LMH	\$4,122.15
2022	1	3804	6691210	Housing Program Delivery	14H	LMH	\$4,128.40
2022	1	3804	6691211	Housing Program Delivery	14H	LMH	\$4,123.73
2022	1	3804	6691212	Housing Program Delivery	14H	LMH	\$4,123.76
2022	1	3804	6691219	Housing Program Delivery	14H	LMH	\$3,912.78
2022	1	3804	6691225	Housing Program Delivery	14H	LMH	\$4,123.74
2022	1	3804	6691227	Housing Program Delivery	14H	LMH	\$4,123.74
2022	1	3804	6691228	Housing Program Delivery	14H	LMH	\$4,123.75
2022	1	3804	6691235	Housing Program Delivery	14H	LMH	\$4,123.73
2022	1	3804	6692817	Housing Program Delivery	14H	LMH	\$4,128.41
2022	1	3804	6692819	Housing Program Delivery	14H	LMH	\$4,123.74
2022	1	3804	6695509	Housing Program Delivery	14H	LMH	\$631.33
2022	1	3804	6695512	Housing Program Delivery	14H	LMH	\$4,122.16
2022	1	3804	6699722	Housing Program Delivery	14H	LMH	\$4,123.75
2022	1	3804	6699723	Housing Program Delivery	14H	LMH	\$4,123.73
2022	1	3804	6699725	Housing Program Delivery	14H	LMH	\$4,128.39
2022	1	3804	6702700	Housing Program Delivery	14H	LMH	\$6,824.84
2022	1	3804	6702762	Housing Program Delivery	14H	LMH	\$4,123.75
2022	1	3804	6704577	Housing Program Delivery	14H	LMH	\$4,123.73
2022	1	3804	6709815	Housing Program Delivery	14H	LMH	\$4,631.00
2022	1	3804	6709817	Housing Program Delivery	14H	LMH	\$4,128.39
2022	1	3804	6711822	Housing Program Delivery	14H	LMH	\$125.00
2022	1	3804	6712483	Housing Program Delivery	14H	LMH	\$4,123.73
2022	1	3804	6712500	Housing Program Delivery	14H	LMH	\$1,128.67
2022	1	3804	6714598	Housing Program Delivery	14H	LMH	\$4,123.74
2022	1	3804	6714606	Housing Program Delivery	14H	LMH	\$4,123.74
2022	1	3804	6715107	Housing Program Delivery	14H	LMH	\$4,123.75
2022	1	3804	6718443	Housing Program Delivery	14H	LMH	\$4,123.74
2022	1	3804	6721991	Housing Program Delivery	14H	LMH	\$4,128.40
2022	1	3804	6721993	Housing Program Delivery	14H	LMH	\$4,123.74
2022	1	3804	6728274	Housing Program Delivery	14H	LMH	\$4,123.74
2022	1	3804	6728277	Housing Program Delivery	14H	LMH	\$4,123.74
2022	1	3804	6731338	Housing Program Delivery	14H	LMH	\$4,128.39
2022	1	3804	6731433	Housing Program Delivery	14H	LMH	\$1,373.50
2022	1	3804	6733377	Housing Program Delivery	14H	LMH	\$4,123.75
2022	1	3804	6736068	Housing Program Delivery	14H	LMH	\$4,123.74
2022	1	3804	6742777	Housing Program Delivery	14H	LMH	\$237.23



Office of Community Planning and Development
 U.S. Department of Housing and Urban Development
 Integrated Disbursement and Information System
 PR26 - CDBG Financial Summary Report
 Program Year 2022
 NEWTON , MA

DATE: 08-04-23
 TIME: 10:37
 PAGE: 4

Plan Year	IDIS Project	IDIS Activity	Voucher Number	Activity Name	Matrix Code	National Objective	Drawn Amount	
2022	1	3804	6748939	Housing Program Delivery	14H	LMH	\$4,123.75	
2022	1	3804	6748946	Housing Program Delivery	14H	LMH	\$4,128.39	
2022	1	3804	6748951	Housing Program Delivery	14H	LMH	\$4,123.74	
2022	1	3804	6748952	Housing Program Delivery	14H	LMH	\$4,123.75	
2022	1	3804	6748957	Housing Program Delivery	14H	LMH	\$15.98	
2022	1	3804	6751593	Housing Program Delivery	14H	LMH	\$830.00	
2022	1	3804	6754565	Housing Program Delivery	14H	LMH	\$4,123.74	
2022	1	3804	6754569	Housing Program Delivery	14H	LMH	\$4,123.75	
2022	1	3804	6754570	Housing Program Delivery	14H	LMH	\$4,128.39	
2022	1	3804	6755145	Housing Program Delivery	14H	LMH	\$4,123.74	
2022	1	3804	6759918	Housing Program Delivery	14H	LMH	\$4,123.73	
2022	1	3804	6762047	Housing Program Delivery	14H	LMH	\$4,123.76	
2022	1	3804	6769149	Housing Program Delivery	14H	LMH	\$300.00	
2022	1	3804	6769166	Housing Program Delivery	14H	LMH	\$4,653.81	
2022	1	3804	6769288	Housing Program Delivery	14H	LMH	\$4,169.16	
2022	1	3804	6772637	Housing Program Delivery	14H	LMH	\$4,169.18	
2022	1	3804	6776175	Housing Program Delivery	14H	LMH	\$4,169.15	
2022	1	3804	6776905	Housing Program Delivery	14H	LMH	\$4,173.83	
2022	1	3804	6776907	Housing Program Delivery	14H	LMH	\$4,169.16	
2022	1	3804	6785570	Housing Program Delivery	14H	LMH	\$4,169.17	
2022	1	3804	6785571	Housing Program Delivery	14H	LMH	\$4,169.16	
2022	1	3804	6785572	Housing Program Delivery	14H	LMH	\$4,169.16	
2022	1	3804	6787982	Housing Program Delivery	14H	LMH	\$4,173.83	
Total								\$921,623.31

LINE 27 DETAIL: ACTIVITIES INCLUDED IN THE COMPUTATION OF LINE 27

Plan Year	IDIS Project	IDIS Activity	Voucher Number	Activity to prevent, prepare for, and respond to Coronavirus	Activity Name	Grant Number	Fund Type	Matrix Code	National Objective	Drawn Amount
2021	3	3810	6725779	No	Newton Housing Authority- Resident Services Program	B22MC250019	EN	05A	LMC	\$17,419.50
2021	3	3810	6730673	No	Newton Housing Authority- Resident Services Program	B22MC250019	EN	05A	LMC	\$17,419.50
2021	3	3810	6757433	No	Newton Housing Authority- Resident Services Program	B22MC250019	EN	05A	LMC	\$3,261.00
2022	2	3809	6728256	No	NCDF Resident Services Program	B22MC250019	EN	05A	LMC	\$5,950.00
2022	2	3809	6730673	No	NCDF Resident Services Program	B22MC250019	EN	05A	LMC	\$11,145.00
2022	2	3809	6759870	No	NCDF Resident Services Program	B22MC250019	EN	05A	LMC	\$3,352.50
2022	2	3809	6782226	No	NCDF Resident Services Program	B22MC250019	EN	05A	LMC	\$3,352.50
2022	2	3816	6687374	No	2Life Communities / Caring Choices and Wellness Nursing for Low-Income Seniors	B22MC250019	EN	05A	LMC	\$5,571.00
2022	2	3816	6725779	No	2Life Communities / Caring Choices and Wellness Nursing for Low-Income Seniors	B22MC250019	EN	05A	LMC	\$4,883.00
2022	2	3816	6759870	No	2Life Communities / Caring Choices and Wellness Nursing for Low-Income Seniors	B22MC250019	EN	05A	LMC	\$4,598.00
2022	2	3816	6783796	No	2Life Communities / Caring Choices and Wellness Nursing for Low-Income Seniors	B22MC250019	EN	05A	LMC	\$3,948.00
									Matrix Code	\$80,900.00
2022	2	3811	6725779	No	The Carroll Center for the Blind / Career and Vocational Rehab Services	B22MC250019	EN	05B	LMC	\$3,577.00
2022	2	3811	6730673	No	The Carroll Center for the Blind / Career and Vocational Rehab Services	B22MC250019	EN	05B	LMC	\$3,577.00
2022	2	3811	6772604	No	The Carroll Center for the Blind / Career and Vocational Rehab Services	B22MC250019	EN	05B	LMC	\$3,577.00
2022	2	3811	6783796	No	The Carroll Center for the Blind / Career and Vocational Rehab Services	B22MC250019	EN	05B	LMC	\$3,569.00
2022	2	3819	6687374	No	Riverside Community Care / Mental Health Services Promoting Economic Mobility	B22MC250019	EN	05B	LMC	\$6,915.93
2022	2	3819	6725779	No	Riverside Community Care / Mental Health Services Promoting Economic Mobility	B22MC250019	EN	05B	LMC	\$1,564.77
2022	2	3819	6730673	No	Riverside Community Care / Mental Health Services Promoting Economic Mobility	B22MC250019	EN	05B	LMC	\$1,564.77
2022	2	3819	6742777	No	Riverside Community Care / Mental Health Services Promoting Economic Mobility	B22MC250019	EN	05B	LMC	\$1,564.77
2022	2	3819	6754494	No	Riverside Community Care / Mental Health Services Promoting Economic Mobility	B22MC250019	EN	05B	LMC	\$1,564.77
2022	2	3819	6765936	No	Riverside Community Care / Mental Health Services Promoting Economic Mobility	B22MC250019	EN	05B	LMC	\$2,347.15
2022	2	3819	6776157	No	Riverside Community Care / Mental Health Services Promoting Economic Mobility	B22MC250019	EN	05B	LMC	\$1,564.77
2022	2	3819	6782226	No	Riverside Community Care / Mental Health Services Promoting Economic Mobility	B22MC250019	EN	05B	LMC	\$1,433.33
2022	2	3819	6783796	No	Riverside Community Care / Mental Health Services Promoting Economic Mobility	B22MC250019	EN	05B	LMC	\$579.74
2022	2	3827	6730673	No	Pathway to Possible	B22MC250019	EN	05B	LMC	\$9,600.00



Office of Community Planning and Development
 U.S. Department of Housing and Urban Development
 Integrated Disbursement and Information System
 PR26 - CDBG Financial Summary Report
 Program Year 2022
 NEWTON, MA

DATE: 08-04-23
 TIME: 10:37
 PAGE: 5

Plan Year	IDIS Project	IDIS Activity	Voucher Number	Activity to prevent, prepare for, and respond to Coronavirus	Activity Name	Grant Number	Fund Type	Matrix Code	National Objective	Drawn Amount
2022	2	3812	6687374	No	Boys and Girls Club- Financial Aid for Teens and Families	B22MC250019	EN	05B	Matrix Code	\$43,000.00
2022	2	3813	6725779	No	West Suburban YMCA - Childcare Financial Aid Program	B22MC250019	EN	05D	LMC	\$16,200.00
2022	2	3815	6732765	No	Jewish Big Brothers & Big Sisters / Mentoring Initiatives	B22MC250019	EN	05D	LMC	\$38,100.00
2022	2	3815	6759870	No	Jewish Big Brothers & Big Sisters / Mentoring Initiatives	B22MC250019	EN	05D	LMC	\$2,700.00
2022	2	3815	6783796	No	Jewish Big Brothers & Big Sisters / Mentoring Initiatives	B22MC250019	EN	05D	LMC	\$5,373.00
2022	2	3818	6687374	No	Plowshares Education Development Center / Tuition Assistance for Preschool and After School	B22MC250019	EN	05D	LMC	\$1,427.00
2022	2	3818	6725779	No	Plowshares Education Development Center / Tuition Assistance for Preschool and After School	B22MC250019	EN	05D	LMC	\$3,266.77
2022	2	3818	6757433	No	Plowshares Education Development Center / Tuition Assistance for Preschool and After School	B22MC250019	EN	05D	LMC	\$264.73
2022	2	3818	6783796	No	Plowshares Education Development Center / Tuition Assistance for Preschool and After School	B22MC250019	EN	05D	LMC	\$2,389.25
2022	2	3821	6687374	No	Dept. of Parks & Recreation - Financial Aid for Youth Summer Camp	B22MC250019	EN	05D	LMC	\$3,679.25
2022	2	3821	6723684	No	Dept. of Parks & Recreation - Financial Aid for Youth Summer Camp	B22MC250019	EN	05D	LMC	\$7,744.00
								05D	Matrix Code	\$4,556.00
2022	2	3820	6687374	No	The Second Step / Residential and Community Programs for Survivors of Domestic Violence	B22MC250019	EN	05G	LMC	\$85,700.00
2022	2	3820	6725779	No	The Second Step / Residential and Community Programs for Survivors of Domestic Violence	B22MC250019	EN	05G	LMC	\$5,950.02
2022	2	3820	6783796	No	The Second Step / Residential and Community Programs for Survivors of Domestic Violence	B22MC250019	EN	05G	LMC	\$5,423.10
								05G	Matrix Code	\$12,426.88
2022	2	3814	6730673	No	Family ACCESS - Social Mobility for Young Families	B22MC250019	EN	05L	LMC	\$23,800.00
2022	2	3814	6736086	No	Family ACCESS - Social Mobility for Young Families	B22MC250019	EN	05L	LMC	\$25,474.80
2022	2	3814	6749430	No	Family ACCESS - Social Mobility for Young Families	B22MC250019	EN	05L	LMC	\$2,672.39
2022	2	3814	6759870	No	Family ACCESS - Social Mobility for Young Families	B22MC250019	EN	05L	LMC	\$3,739.04
								05L	Matrix Code	\$1,413.77
2022	1	3843	6718141	No	Closing Cost Downpayment Program Case 11: 77 Court Street Unit 106E	B21MC250019	PI	05R	LMH	\$33,300.00
								05R	Matrix Code	\$10,000.00
				No	Activity to prevent, prepare for, and respond to Coronavirus					\$276,700.00
Total										\$276,700.00

LINE 37 DETAIL: ACTIVITIES INCLUDED IN THE COMPUTATION OF LINE 37

Plan Year	IDIS Project	IDIS Activity	Voucher Number	Activity Name	Matrix Code	National Objective	Drawn Amount
2020	4	3658	6715275	Program Administration	21A		\$45,375.43
2021	5	3746	6662841	Program Administration	21A		\$933.12
2021	5	3746	6667011	Program Administration	21A		\$101.86
2021	5	3746	6667020	Program Administration	21A		\$408.75
2021	5	3746	6702700	Program Administration	21A		\$12,036.40
2021	5	3746	6713274	Program Administration	21A		\$3,220.00
2021	5	3746	6715275	Program Administration	21A		\$31,456.63
2021	5	3746	6721945	Program Administration	21A		\$1,177.42
2021	5	3746	6731433	Program Administration	21A		\$2,366.06
2021	5	3746	6749430	Program Administration	21A		\$100.00
2021	5	3746	6769149	Program Administration	21A		\$640.00
2021	5	3746	6778613	Program Administration	21A		\$100.00
2022	4	3823	6687379	Program Administration	21A		\$41.16
2022	4	3823	6687387	Program Administration	21A		\$41.36
2022	4	3823	6691137	Program Administration	21A		\$1,612.50
2022	4	3823	6691179	Program Administration	21A		\$281.25
2022	4	3823	6691204	Program Administration	21A		\$5,984.37
2022	4	3823	6691205	Program Administration	21A		\$5,984.38
2022	4	3823	6691210	Program Administration	21A		\$5,999.90
2022	4	3823	6691211	Program Administration	21A		\$6,395.07
2022	4	3823	6691212	Program Administration	21A		\$6,582.08
2022	4	3823	6691215	Program Administration	21A		\$6,300.31
2022	4	3823	6691219	Program Administration	21A		\$6,380.39
2022	4	3823	6691225	Program Administration	21A		\$6,299.89
2022	4	3823	6691227	Program Administration	21A		\$6,394.45
2022	4	3823	6691228	Program Administration	21A		\$6,300.33
2022	4	3823	6691235	Program Administration	21A		\$6,300.30
2022	4	3823	6692817	Program Administration	21A		\$6,317.64
2022	4	3823	6692819	Program Administration	21A		\$6,299.88
2022	4	3823	6692851	Program Administration	21A		\$3.84



Office of Community Planning and Development
 U.S. Department of Housing and Urban Development
 Integrated Disbursement and Information System
 PR26 - CDBG Financial Summary Report
 Program Year 2022
 NEWTON , MA

DATE: 08-04-23
 TIME: 10:37
 PAGE: 6

Plan Year	IDIS Project	IDIS Activity	Voucher Number	Activity Name	Matrix Code	National Objective	Drawn Amount
2022	4	3823	6692853	Program Administration	21A		\$41.40
2022	4	3823	6695509	Program Administration	21A		\$923.98
2022	4	3823	6699719	Program Administration	21A		\$1,291.26
2022	4	3823	6699722	Program Administration	21A		\$6,300.34
2022	4	3823	6699723	Program Administration	21A		\$6,329.87
2022	4	3823	6699725	Program Administration	21A		\$6,354.59
2022	4	3823	6701194	Program Administration	21A		\$41.24
2022	4	3823	6702762	Program Administration	21A		\$6,493.73
2022	4	3823	6704550	Program Administration	21A		\$5,984.36
2022	4	3823	6704577	Program Administration	21A		\$6,494.14
2022	4	3823	6709815	Program Administration	21A		\$7,501.39
2022	4	3823	6709817	Program Administration	21A		\$6,511.45
2022	4	3823	6709885	Program Administration	21A		\$17.80
2022	4	3823	6709942	Program Administration	21A		\$30.04
2022	4	3823	6714598	Program Administration	21A		\$6,493.69
2022	4	3823	6714606	Program Administration	21A		\$6,494.15
2022	4	3823	6715107	Program Administration	21A		\$6,494.12
2022	4	3823	6718140	Program Administration	21A		\$665.98
2022	4	3823	6718286	Program Administration	21A		\$55.18
2022	4	3823	6718443	Program Administration	21A		\$6,494.14
2022	4	3823	6721945	Program Administration	21A		\$807.95
2022	4	3823	6721991	Program Administration	21A		\$6,354.09
2022	4	3823	6721993	Program Administration	21A		\$6,422.05
2022	4	3823	6722484	Program Administration	21A		\$44.56
2022	4	3823	6725779	Program Administration	21A		\$12.91
2022	4	3823	6728274	Program Administration	21A		\$6,584.09
2022	4	3823	6728277	Program Administration	21A		\$6,422.50
2022	4	3823	6731305	Program Administration	21A		\$45.60
2022	4	3823	6731307	Program Administration	21A		\$9.21
2022	4	3823	6731338	Program Administration	21A		\$6,601.40
2022	4	3823	6732765	Program Administration	21A		\$360.90
2022	4	3823	6733377	Program Administration	21A		\$6,583.65
2022	4	3823	6736068	Program Administration	21A		\$6,584.09
2022	4	3823	6748939	Program Administration	21A		\$6,584.09
2022	4	3823	6748946	Program Administration	21A		\$6,762.98
2022	4	3823	6748951	Program Administration	21A		\$6,729.07
2022	4	3823	6748952	Program Administration	21A		\$6,777.98
2022	4	3823	6748957	Program Administration	21A		\$380.71
2022	4	3823	6750047	Program Administration	21A		\$1.26
2022	4	3823	6750050	Program Administration	21A		\$41.89
2022	4	3823	6751593	Program Administration	21A		\$287.26
2022	4	3823	6754565	Program Administration	21A		\$5,283.69
2022	4	3823	6754569	Program Administration	21A		\$5,348.31
2022	4	3823	6754570	Program Administration	21A		\$5,107.10
2022	4	3823	6754573	Program Administration	21A		\$0.60
2022	4	3823	6755145	Program Administration	21A		\$5,089.34
2022	4	3823	6757450	Program Administration	21A		\$1,848.75
2022	4	3823	6757503	Program Administration	21A		\$41.93
2022	4	3823	6759870	Program Administration	21A		\$392.09
2022	4	3823	6759918	Program Administration	21A		\$5,089.79
2022	4	3823	6762047	Program Administration	21A		\$4,928.21
2022	4	3823	6769160	Program Administration	21A		\$36.17
2022	4	3823	6769166	Program Administration	21A		\$5,166.11
2022	4	3823	6769288	Program Administration	21A		\$7,519.08
2022	4	3823	6772637	Program Administration	21A		\$5,148.81
2022	4	3823	6774258	Program Administration	21A		\$78.17
2022	4	3823	6774265	Program Administration	21A		\$333.75
2022	4	3823	6776157	Program Administration	21A		\$5.86
2022	4	3823	6776175	Program Administration	21A		\$5,148.80
2022	4	3823	6776905	Program Administration	21A		\$6,548.50
2022	4	3823	6776907	Program Administration	21A		\$6,525.66
2022	4	3823	6776908	Program Administration	21A		\$32.76
2022	4	3823	6778613	Program Administration	21A		\$50.00
2022	4	3823	6778660	Program Administration	21A		\$41.91
2022	4	3823	6783796	Program Administration	21A		\$592.75
2022	4	3823	6785570	Program Administration	21A		\$6,526.51
2022	4	3823	6785571	Program Administration	21A		\$6,526.52
2022	4	3823	6785572	Program Administration	21A		\$6,526.53
2022	4	3823	6787982	Program Administration	21A		\$6,386.91
2022	4	3823	6791477	Program Administration	21A		\$41.90
2022	4	3823	6793223	Program Administration	21A		\$6.36



Office of Community Planning and Development
 U.S. Department of Housing and Urban Development
 Integrated Disbursement and Information System
 PR26 - CDBG Financial Summary Report
 Program Year 2022
 NEWTON , MA

DATE: 08-04-23
 TIME: 10:37
 PAGE: 7

Plan Year	IDIS Project	IDIS Activity	Voucher Number	Activity Name	Matrix Code	National Objective	Drawn Amount
					21A	Matrix Code	\$433,218.73
2021	5	3747	6686425	Citizen Participation	21C		\$513.84
2021	5	3747	6702700	Citizen Participation	21C		\$294.44
2022	4	3824	6702700	Citizen Participation	21C		\$366.06
2022	4	3824	6731433	Citizen Participation	21C		\$55.97
2022	4	3824	6759870	Citizen Participation	21C		\$499.22
Total					21C	Matrix Code	\$1,729.53
							\$434,948.26



PART I: SUMMARY OF CDBG-CV RESOURCES

01 CDBG-CV GRANT	1,743,641.00
02 FUNDS RETURNED TO THE LINE-OF-CREDIT	0.00
03 FUNDS RETURNED TO THE LOCAL CDBG ACCOUNT	0.00
04 TOTAL CDBG-CV FUNDS AWARDED	1,743,641.00

PART II: SUMMARY OF CDBG-CV EXPENDITURES

05 DISBURSEMENTS OTHER THAN SECTION 108 REPAYMENTS AND PLANNING/ADMINISTRATION	1,655,341.04
06 DISBURSED IN IDIS FOR PLANNING/ADMINISTRATION	88,042.90
07 DISBURSED IN IDIS FOR SECTION 108 REPAYMENTS	0.00
08 TOTAL EXPENDITURES (SUM, LINES 05 - 07)	1,743,383.94
09 UNEXPENDED BALANCE (LINE 04 - LINE8)	257.06

PART III: LOWMOD BENEFIT FOR THE CDBG-CV GRANT

10 EXPENDED FOR LOW/MOD HOUSING IN SPECIAL AREAS	0.00
11 EXPENDED FOR LOW/MOD MULTI-UNIT HOUSING	0.00
12 DISBURSED FOR OTHER LOW/MOD ACTIVITIES	1,235,341.04
13 TOTAL LOW/MOD CREDIT (SUM, LINES 10 - 12)	1,235,341.04
14 AMOUNT SUBJECT TO LOW/MOD BENEFIT (LINE 05)	1,655,341.04
15 PERCENT LOW/MOD CREDIT (LINE 13/LINE 14)	74.63%

PART IV: PUBLIC SERVICE (PS) CALCULATIONS

16 DISBURSED IN IDIS FOR PUBLIC SERVICES	1,045,341.04
17 CDBG-CV GRANT	1,743,641.00
18 PERCENT OF FUNDS DISBURSED FOR PS ACTIVITIES (LINE 16/LINE 17)	59.95%

PART V: PLANNING AND ADMINISTRATION (PA) CAP

19 DISBURSED IN IDIS FOR PLANNING/ADMINISTRATION	88,042.90
20 CDBG-CV GRANT	1,743,641.00
21 PERCENT OF FUNDS DISBURSED FOR PA ACTIVITIES (LINE 19/LINE 20)	5.05%



LINE 10 DETAIL: ACTIVITIES TO CONSIDER IN DETERMINING THE AMOUNT TO ENTER ON LINE 10

No data returned for this view. This might be because the applied filter excludes all data.

LINE 11 DETAIL: ACTIVITIES TO CONSIDER IN DETERMINING THE AMOUNT TO ENTER ON LINE 11

No data returned for this view. This might be because the applied filter excludes all data.

LINE 12 DETAIL: ACTIVITIES INCLUDED IN THE COMPUTATION OF LINE 12

Plan Year	IDIS Project	IDIS Activity	Voucher Number	Activity Name	Matrix Code	National Objective	Drawn Amount
2020	12	3590	6431561	2Life Communities - Emergency COVID-19 Food Relief	05A	LMC	\$20,000.00
			6489095	2Life Communities - Emergency COVID-19 Food Relief	05A	LMC	\$20,000.00
		3592	6408875	Barry L. Price - Ensuring Safe and Enriching Services for Individuals	05B	LMC	\$14,099.77
			6431561	Barry L. Price - Ensuring Safe and Enriching Services for Individuals	05B	LMC	\$3,400.23
		3593	6438715	Family ACCESS - Building Affordable Childcare Capacity	05L	LMC	\$11,079.00
			6453233	Family ACCESS - Building Affordable Childcare Capacity	05L	LMC	\$5,539.50
			6464432	Family ACCESS - Building Affordable Childcare Capacity	05L	LMC	\$5,539.50
			6464481	Family ACCESS - Building Affordable Childcare Capacity	05L	LMC	\$5,514.50
			6472509	Family ACCESS - Building Affordable Childcare Capacity	05L	LMC	\$5,539.50
			6488901	Family ACCESS - Building Affordable Childcare Capacity	05L	LMC	\$5,539.50
			6507330	Family ACCESS - Building Affordable Childcare Capacity	05L	LMC	\$7,689.86
			6509946	Family ACCESS - Building Affordable Childcare Capacity	05L	LMC	\$9,139.50
			6512573	Family ACCESS - Building Affordable Childcare Capacity	05L	LMC	\$6,353.30
			6537069	Family ACCESS - Building Affordable Childcare Capacity	05L	LMC	\$14,764.99
			6558916	Family ACCESS - Building Affordable Childcare Capacity	05L	LMC	\$25,325.14
			6582082	Family ACCESS - Building Affordable Childcare Capacity	05L	LMC	\$11,171.05
			6582083	Family ACCESS - Building Affordable Childcare Capacity	05L	LMC	\$11,277.10
			6592320	Family ACCESS - Building Affordable Childcare Capacity	05L	LMC	\$10,481.15
			6601589	Family ACCESS - Building Affordable Childcare Capacity	05L	LMC	\$10,350.76
			6615715	Family ACCESS - Building Affordable Childcare Capacity	05L	LMC	\$9,695.65
		3594	6408882	Cousens Fund - Emergency Assistance for Utilities	05Q	LMC	\$27,990.92
			6417163	Cousens Fund - Emergency Assistance for Utilities	05Q	LMC	\$11,172.19
			6434462	Cousens Fund - Emergency Assistance for Utilities	05Q	LMC	\$5,367.62
			6441594	Cousens Fund - Emergency Assistance for Utilities	05Q	LMC	\$5,469.27
			6477814	Cousens Fund - Emergency Assistance for Utilities	05Q	LMC	\$13,764.51
			6507311	Cousens Fund - Emergency Assistance for Utilities	05Q	LMC	\$3,431.85
			6553009	Cousens Fund - Emergency Assistance for Utilities	05Q	LMC	\$6,692.81
			6570783	Cousens Fund - Emergency Assistance for Utilities	05Q	LMC	\$1,830.87
		3595	6392868	NCDF - Resident Services Touchtown Program	05A	LMC	\$12,303.00
			6434464	NCDF - Resident Services Touchtown Program	05A	LMC	\$4,359.62
			6453230	NCDF - Resident Services Touchtown Program	05A	LMC	\$7,943.38
		3596	6408879	NHA - Resident Services Program	05A	LMC	\$16,460.00
		3597	6392866	Dept. of Senior Services - Food and Essential Item Shopping Program	05A	LMC	\$1,662.87
			6431553	Dept. of Senior Services - Food and Essential Item Shopping Program	05A	LMC	\$3,989.50
			6453237	Dept. of Senior Services - Food and Essential Item Shopping Program	05A	LMC	\$3,687.39
			6477811	Dept. of Senior Services - Food and Essential Item Shopping Program	05A	LMC	\$5,827.70
			6500053	Dept. of Senior Services - Food and Essential Item Shopping Program	05A	LMC	\$4,576.17



Office of Community Planning and Development
 U.S. Department of Housing and Urban Development
 Integrated Disbursement and Information System
 PR26 - CDBG-CV Financial Summary Report
 NEWTON , MA

DATE: 07-01-23
 TIME: 15:40
 PAGE: 3

Plan Year	IDIS Project	IDIS Activity	Voucher Number	Activity Name	Matrix Code	National Objective	Drawn Amount		
2020	12	3597	6510049	Dept. of Senior Services - Food and Essential Item Shopping Program	05A	LMC	\$1,921.33		
			6540929	Dept. of Senior Services - Food and Essential Item Shopping Program	05A	LMC	\$6,071.60		
			6592345	Dept. of Senior Services - Food and Essential Item Shopping Program	05A	LMC	\$12,413.44		
		3598		6431561	Pathway to Possible - P2P COVID-19 Support	05B	LMC	\$6,825.00	
				6431581	Pathway to Possible - P2P COVID-19 Support	05B	LMC	\$3,548.90	
				6453232	Pathway to Possible - P2P COVID-19 Support	05B	LMC	\$9,626.10	
				6475435	Pathway to Possible - P2P COVID-19 Support	05B	LMC	\$8,000.00	
				6488918	Pathway to Possible - P2P COVID-19 Support	05B	LMC	\$4,000.00	
				6509946	Pathway to Possible - P2P COVID-19 Support	05B	LMC	\$3,950.00	
				6537065	Pathway to Possible - P2P COVID-19 Support	05B	LMC	\$50.00	
				6575577	Pathway to Possible - P2P COVID-19 Support	05B	LMC	\$7,905.00	
		3689		6488898	John M. Barry Boys & Girls Club - Out of School Time Program	05D	LMC	\$13,500.00	
				6507330	John M. Barry Boys & Girls Club - Out of School Time Program	05D	LMC	\$9,775.00	
				6537067	John M. Barry Boys & Girls Club - Out of School Time Program	05D	LMC	\$5,750.00	
				6561457	John M. Barry Boys & Girls Club - Out of School Time Program	05D	LMC	\$1,320.00	
	6585909			John M. Barry Boys & Girls Club - Out of School Time Program	05D	LMC	\$3,155.00		
	3690		6488918	West Suburban YMCA - Childcare Financial Aid Program	05L	LMC	\$20,824.30		
			6501692	West Suburban YMCA - Childcare Financial Aid Program	05L	LMC	\$4,535.54		
			6507330	West Suburban YMCA - Childcare Financial Aid Program	05L	LMC	\$6,720.46		
			6537065	West Suburban YMCA - Childcare Financial Aid Program	05L	LMC	\$9,018.00		
			6537067	West Suburban YMCA - Childcare Financial Aid Program	05L	LMC	\$20,227.84		
			6553008	West Suburban YMCA - Childcare Financial Aid Program	05L	LMC	\$18,343.73		
			6561457	West Suburban YMCA - Childcare Financial Aid Program	05L	LMC	\$3,830.13		
			6648054	West Suburban YMCA - Childcare Financial Aid Program	05L	LMC	\$15,000.00		
			13	3600	6390642	Metro West Collaborative Development - COVID-19 Emergency Housing Relief Program	05Q	LMC	\$252,000.00
					6392812	Metro West Collaborative Development - COVID-19 Emergency Housing Relief Program	05Q	LMC	\$139,800.00
	6408875	Metro West Collaborative Development - COVID-19 Emergency Housing Relief Program			05Q	LMC	\$37,500.00		
	6408880	Metro West Collaborative Development - COVID-19 Emergency Housing Relief Program			05Q	LMC	\$70,700.00		
	15			3611	Newton COVID-19 Small Business Recovery Grant: Royal Barbershop	18C	LMCMC	\$10,000.00	
				3612	Newton COVID-19 Small Business Recovery Grant: Newtonville Pizza	18C	LMCMC	\$10,000.00	
				3615	Newton COVID-19 Small Business Recovery Grant: Flora's Wine Bar	18C	LMCMC	\$10,000.00	
				3617	Newton COVID-19 Small Business Recovery Grant: Salone Di Bellezza	18C	LMCMC	\$10,000.00	
				3621	Newton COVID-19 Small Business Recovery Grant: Crystal Nail and Spa	18C	LMCMC	\$10,000.00	
				3622	Newton COVID-19 Small Business Recovery Grant: Hair by Hanna	18C	LMCMC	\$10,000.00	
			3624	Newton COVID-19 Small Business Recovery Grant: Radiant Spa & Massage	18C	LMCMC	\$10,000.00		
			3625	Newton COVID-19 Small Business Recovery Grant: Perfect Fit Tailors and Cleaners	18C	LMCMC	\$10,000.00		
			3626	Newton COVID-19 Small Business Recovery Grant: Dressing Room	18C	LMCMC	\$10,000.00		
			3627	Newton COVID-19 Small Business Recovery Grant: Eddie's Breakfast & Lunch	18C	LMCMC	\$10,000.00		
			3628	Newton COVID-19 Small Business Recovery Grant: 11:11 Health Bar	18C	LMCMC	\$10,000.00		
			6489113	Newton COVID-19 Small Business Recovery Grant: 11:11 Health Bar	18C	LMCMC	\$10,000.00		
			3629	Newton COVID-19 Small Business Recovery Grant: Bella Lash Nails & Spa	18C	LMCMC	\$10,000.00		
			3698	Newton COVID-19 Small Business Recovery Grant: Centre Barber Shop	18C	LMCMC	\$10,000.00		
			3701	Newton COVID-19 Small Business Recovery Grant: Dancer's Image	18C	LMCMC	\$10,000.00		
			3702	Newton COVID-19 Small Business Recovery Grant: Flat Breads	18C	LMCMC	\$10,000.00		
	3714	Newton COVID-19 Small Business Recovery Grant: Spa Paula B.	18C	LMCMC	\$10,000.00				
	3715	Newton COVID-19 Small Business Recovery Grant: Sukker and Sweet	18C	LMCMC	\$10,000.00				
	3716	Newton COVID-19 Small Business Recovery Grant: Unique Nails and Spa	18C	LMCMC	\$10,000.00				
	Total							\$1,235,341.04	

LINE 16 DETAIL: ACTIVITIES INCLUDED IN THE COMPUTATION OF LINE 16



Office of Community Planning and Development
 U.S. Department of Housing and Urban Development
 Integrated Disbursement and Information System
 PR26 - CDBG-CV Financial Summary Report
 NEWTON , MA

DATE: 07-01-23
 TIME: 15:40
 PAGE: 4

Plan Year	IDIS Project	IDIS Activity	Voucher Number	Activity Name	Matrix Code	National Objective	Drawn Amount		
2020	12	3590	6431561	2Life Communities - Emergency COVID-19 Food Relief	05A	LMC	\$20,000.00		
			6489095	2Life Communities - Emergency COVID-19 Food Relief	05A	LMC	\$20,000.00		
	3592	3593	6408875	Barry L. Price - Ensuring Safe and Enriching Services for Individuals	05B	LMC	\$14,099.77		
			6431561	Barry L. Price - Ensuring Safe and Enriching Services for Individuals	05B	LMC	\$3,400.23		
	3593	3593	6438715	Family ACCESS - Building Affordable Childcare Capacity	05L	LMC	\$11,079.00		
			6453233	Family ACCESS - Building Affordable Childcare Capacity	05L	LMC	\$5,539.50		
			6464432	Family ACCESS - Building Affordable Childcare Capacity	05L	LMC	\$5,539.50		
			6464481	Family ACCESS - Building Affordable Childcare Capacity	05L	LMC	\$5,514.50		
			6472509	Family ACCESS - Building Affordable Childcare Capacity	05L	LMC	\$5,539.50		
			6488901	Family ACCESS - Building Affordable Childcare Capacity	05L	LMC	\$5,539.50		
			6507330	Family ACCESS - Building Affordable Childcare Capacity	05L	LMC	\$7,689.86		
			6509946	Family ACCESS - Building Affordable Childcare Capacity	05L	LMC	\$9,139.50		
			6512573	Family ACCESS - Building Affordable Childcare Capacity	05L	LMC	\$6,353.30		
			6537069	Family ACCESS - Building Affordable Childcare Capacity	05L	LMC	\$14,764.99		
			6558916	Family ACCESS - Building Affordable Childcare Capacity	05L	LMC	\$25,325.14		
			6582082	Family ACCESS - Building Affordable Childcare Capacity	05L	LMC	\$11,171.05		
			6582083	Family ACCESS - Building Affordable Childcare Capacity	05L	LMC	\$11,277.10		
			6592320	Family ACCESS - Building Affordable Childcare Capacity	05L	LMC	\$10,481.15		
			6601589	Family ACCESS - Building Affordable Childcare Capacity	05L	LMC	\$10,350.76		
			6615715	Family ACCESS - Building Affordable Childcare Capacity	05L	LMC	\$9,695.65		
			3594	3594	6408882	Cousens Fund - Emergency Assistance for Utilities	05Q	LMC	\$27,990.92
					6417163	Cousens Fund - Emergency Assistance for Utilities	05Q	LMC	\$11,172.19
					6434462	Cousens Fund - Emergency Assistance for Utilities	05Q	LMC	\$5,367.62
					6441594	Cousens Fund - Emergency Assistance for Utilities	05Q	LMC	\$5,469.27
	6477814	Cousens Fund - Emergency Assistance for Utilities			05Q	LMC	\$13,764.51		
	6507311	Cousens Fund - Emergency Assistance for Utilities			05Q	LMC	\$3,431.85		
	6553009	Cousens Fund - Emergency Assistance for Utilities			05Q	LMC	\$6,692.81		
	6570783	Cousens Fund - Emergency Assistance for Utilities			05Q	LMC	\$1,830.87		
	3595	3595			6392868	NCDF - Resident Services Touchtown Program	05A	LMC	\$12,303.00
					6434464	NCDF - Resident Services Touchtown Program	05A	LMC	\$4,359.62
			6453230	NCDF - Resident Services Touchtown Program	05A	LMC	\$7,943.38		
	3596	3596	6408879	NHA - Resident Services Program	05A	LMC	\$16,460.00		
	3597	3597	6392866	Dept. of Senior Services - Food and Essential Item Shopping Program	05A	LMC	\$1,662.87		
			6431553	Dept. of Senior Services - Food and Essential Item Shopping Program	05A	LMC	\$3,989.50		
			6453237	Dept. of Senior Services - Food and Essential Item Shopping Program	05A	LMC	\$3,687.39		
			6477811	Dept. of Senior Services - Food and Essential Item Shopping Program	05A	LMC	\$5,827.70		
			6500053	Dept. of Senior Services - Food and Essential Item Shopping Program	05A	LMC	\$4,576.17		
			6510049	Dept. of Senior Services - Food and Essential Item Shopping Program	05A	LMC	\$1,921.33		
			6540929	Dept. of Senior Services - Food and Essential Item Shopping Program	05A	LMC	\$6,071.60		
			6592345	Dept. of Senior Services - Food and Essential Item Shopping Program	05A	LMC	\$12,413.44		
			3598	3598	6431561	Pathway to Possible - P2P COVID-19 Support	05B	LMC	\$6,825.00
					6431581	Pathway to Possible - P2P COVID-19 Support	05B	LMC	\$3,548.90
	6453232	Pathway to Possible - P2P COVID-19 Support			05B	LMC	\$9,626.10		
	6475435	Pathway to Possible - P2P COVID-19 Support			05B	LMC	\$8,000.00		
	6488918	Pathway to Possible - P2P COVID-19 Support			05B	LMC	\$4,000.00		
	6509946	Pathway to Possible - P2P COVID-19 Support			05B	LMC	\$3,950.00		
	6537065	Pathway to Possible - P2P COVID-19 Support			05B	LMC	\$50.00		
	6575577	Pathway to Possible - P2P COVID-19 Support			05B	LMC	\$7,905.00		
	3689	3689	6488898	John M. Barry Boys & Girls Club - Out of School Time Program	05D	LMC	\$13,500.00		
			6507330	John M. Barry Boys & Girls Club - Out of School Time Program	05D	LMC	\$9,775.00		
			6537067	John M. Barry Boys & Girls Club - Out of School Time Program	05D	LMC	\$5,750.00		
			6561457	John M. Barry Boys & Girls Club - Out of School Time Program	05D	LMC	\$1,320.00		
			6585909	John M. Barry Boys & Girls Club - Out of School Time Program	05D	LMC	\$3,155.00		
	3690	3690	6488918	West Suburban YMCA - Childcare Financial Aid Program	05L	LMC	\$20,824.30		
			6501692	West Suburban YMCA - Childcare Financial Aid Program	05L	LMC	\$4,535.54		
6507330			West Suburban YMCA - Childcare Financial Aid Program	05L	LMC	\$6,720.46			
6537065			West Suburban YMCA - Childcare Financial Aid Program	05L	LMC	\$9,018.00			
6537067			West Suburban YMCA - Childcare Financial Aid Program	05L	LMC	\$20,227.84			
6553008			West Suburban YMCA - Childcare Financial Aid Program	05L	LMC	\$18,343.73			
6561457			West Suburban YMCA - Childcare Financial Aid Program	05L	LMC	\$3,830.13			
6648054			West Suburban YMCA - Childcare Financial Aid Program	05L	LMC	\$15,000.00			



Office of Community Planning and Development
 U.S. Department of Housing and Urban Development
 Integrated Disbursement and Information System
 PR26 - CDBG-CV Financial Summary Report
 NEWTON , MA

DATE: 07-01-23
 TIME: 15:40
 PAGE: 5

Plan Year	IDIS Project	IDIS Activity	Voucher Number	Activity Name	Matrix Code	National Objective	Drawn Amount
2020	13	3600	6390642	Metro West Collaborative Development - COVID-19 Emergency Housing Relief Program	05Q	LMC	\$252,000.00
			6392812	Metro West Collaborative Development - COVID-19 Emergency Housing Relief Program	05Q	LMC	\$139,800.00
			6408875	Metro West Collaborative Development - COVID-19 Emergency Housing Relief Program	05Q	LMC	\$37,500.00
			6408880	Metro West Collaborative Development - COVID-19 Emergency Housing Relief Program	05Q	LMC	\$70,700.00
Total							\$1,045,341.04

LINE 19 DETAIL: ACTIVITIES INCLUDED IN THE COMPUTATION OF LINE 19

Plan Year	IDIS Project	IDIS Activity	Voucher Number	Activity Name	Matrix Code	National Objective	Drawn Amount
2020	14	3602	6389610	CDBG-CV Administration	21A		\$18,092.69
			6389802	CDBG-CV Administration	21A		\$273.00
			6390138	CDBG-CV Administration	21A		\$49.70
			6453232	CDBG-CV Administration	21A		\$1,230.53
			6453246	CDBG-CV Administration	21A		\$9,900.00
			6464433	CDBG-CV Administration	21A		\$961.52
			6475434	CDBG-CV Administration	21A		\$8,810.83
			6475435	CDBG-CV Administration	21A		\$750.00
			6477816	CDBG-CV Administration	21A		\$12,816.55
			6488918	CDBG-CV Administration	21A		\$3,537.00
			6501692	CDBG-CV Administration	21A		\$172.00
			6504541	CDBG-CV Administration	21A		\$7,056.23
			6512057	CDBG-CV Administration	21A		\$4,762.85
			6537065	CDBG-CV Administration	21A		\$1,658.24
			6545018	CDBG-CV Administration	21A		\$89.60
			6561466	CDBG-CV Administration	21A		\$2,225.38
			6620147	CDBG-CV Administration	21A		\$2,000.00
			6670848	CDBG-CV Administration	21A		\$2,244.04
			6674698	CDBG-CV Administration	21A		\$114.80
			6693760	CDBG-CV Administration	21A		\$1,724.82
			6712311	CDBG-CV Administration	21A		\$4,603.88
			6731433	CDBG-CV Administration	21A		\$500.00
			6750222	CDBG-CV Administration	21A		\$3,262.76
			6779919	CDBG-CV Administration	21A		\$1,206.48
Total							\$88,042.90



U.S. Department of Housing and Urban Development
 Office of Community Planning and Development
 Integrated Disbursement and Information System
 CDBG Activities At Risk Dashboard



Grantee: **NEWTON**

Remediation Plans Rejected by the Field Office: 0 Activity
 Awaiting Field Office Review: 5 Activities (4 overdue)
 Remediation Completed by Grantee but Plan is Still Awaiting Field Office Review: 1 Activities (4 overdue)
 Awaiting Grantee's Required Explanation and Remediation Plan: 5 Activities
 Awaiting Grantee's Completion of Remediation Actions: 0 Activity
 Pending At Risk: 4 Activities

- X The activity is currently flagged as At-Risk for the condition specified on the column heading
- O No action required but this activity may soon be flagged as At-Risk for the condition specified on the column heading
- ^ The activity review is overdue

Awaiting Field Office Review(5 Activities)

Overdue: 4

IDIS Activity	Activity	Matrix Code	Remediation Submitted	Remediation Submitted by	Target Completion Date for Remediation Action	Reason	Remediation Action	FO Due Date	FO Review Date	Overdue	1 Year no Draw	3 Year No Acc	80% Drawn No Acc
3729	Housing Development and Rehabilitation Program Fund	14B	11/9/2022	B71560	5/8/2023	Funds will be moved to future housing projects.	Working to execute funding agreements and find other housing projects that need funding.	2/7/2023		^	X		
3770	Nonantum Village Place	14B	2/17/2023	B69528	5/31/2023	The project has been affected by supply chain issues and therefore will not be completed until April.	The City expects to receive the project's final requisition in March/April and close out the project in April/May.	5/18/2023		^	X		X
3731	McGrath Park Accessible Path	03F	2/22/2023	B69529	5/8/2023	It took a long time to find the suitable architect for the project and then their design schedule kept getting pushed back. The most recent design was recently presented to the Parks Commission.	Planning staff will meet with Parks department to create a schedule to maintain timeliness for this project.	5/23/2023		^	X		



U.S. Department of Housing and Urban Development
Office of Community Planning and Development
Integrated Disbursement and Information System
CDBG Activities At Risk Dashboard



Grantee: **NEWTON**

IDIS Activity	Activity	Matrix Code	Remediation Submitted	Remediation Submitted by	Target Completion Date for Remediation Action	Reason	Remediation Action	FO Due Date	FO Review Date	Overdue	1 Year no Draw	3 Year No Acc	80% Drawn No Acc
3588	CAN-DO Portfolio Acquisition and Preservation	14G	2/23/2023	B69529	8/22/2023	While the acquisition of this portfolio took place in January 2021, the rehab work on the individual units has not begun. We have bid out the majority of the projects and have contractors lined up to do the work; however, it took longer than expected for our Legal Department to ensure that all necessary paperwork was in place before we could close on these contracts to move forward with the rehab work. As of 10/14/22, we closed on 14 out of the 16 units, in terms of the rehab contracts.	As of 10/14/22, we closed on 14 out of the 16 units, in terms of the rehab contracts. Our construction manager has begun working with the contractors to mobilize and begin rehab work on the units. Now that work has commenced, we will likely move the remaining balance of this account into one of the specific rehab projects. We anticipate being able to close out this IDIS activity by 12/31/23.	5/24/2023		^	X		
3767	18-20 Coyne Road - Pathway 2 Possible	14B	5/10/2023	B60591	6/30/2023	It took some time coordinating attorneys with legal documents and once executed in Mid-February a special permit was needed to do driveway work (Late March, early April 2002). The approval process (3 weeks) and an engineering review (6 weeks and over). Work did not start until mid-September 2022 The cold weather in the winter (2022) delayed the construction work on the driveway because of the frozen ground. The work is underway and will be completed soon since we are in the spring now.	Construction is in process	8/8/2023			X		X

Remediation Completed by Grantee but Plan is Still Awaiting Field Office Review(1 Activities)

Overdue: 4



U.S. Department of Housing and Urban Development
Office of Community Planning and Development
Integrated Disbursement and Information System
CDBG Activities At Risk Dashboard



Grantee: **NEWTON**

IDIS Activity	Activity	Matrix Code	Remediation Submitted	Remediation Submitted by	Target Completion Date for Remediation Action	Reason	Remediation Action	FO Due Date	FO Review Date	Overdue	1 Year no Draw	3 Year No Acc	80% Drawn No Acc
3643	Phase 1 Marty Sender Path	03F	11/9/2022	B60591	2/22/2023	There was an unfortunate accounting error in which the wrong account got drawn down for this project.	As we can't 'undo a draw' we created a voucher number for a specific account to submit bills under to equaling the amount that was meant to be drawn down for Marty Sender. Once that is done, the error can be corrected, and Marty Sender will be drawn down properly.	2/7/2023		^	X		

Awaiting Grantee's Required Explanation and Remediation Plan (5 Activities)

IDIS Activity	Activity	Year	Remediation Plan Submission Deadline	National Objective	Matrix Code	Fund Date	Overdue	1 Year no Draw	3 Year No Acc	80% Drawn No Acc
3748	Contingencies	2021	9/26/2023	LMC	03Z	6/28/2022		X		
3788	CAN-DO Rehab (20-22 Falmouth Road)	2019	9/11/2023	LMH	14A	11/30/2022				X
3839	CAN-DO Rehab (61 Pearl Street)	2019	9/4/2023	LMH	14A	11/30/2022				X
3859	Closing Cost Downpayment Program Case 2: 391 Walnut Street #3	2022	9/4/2023	LMH	13B	5/18/2023				X
3641	Housing Development and Rehabilitation Program Fund	2020	8/17/2023	LMH	14B	9/21/2020		X		

Pending At Risk (4 Activities)

IDIS Activity	Activity	Year	National Objective	Matrix Code	Fund Date	270 Days no Draw	2 yr 9 Mos No Acc	66% Drawn No Acc
3528	Haywood House - Newton Housing Authority	2019	LMH	04	9/26/2019	O		
3660	Contingencies	2020	LMC	03Z	6/24/2021		O	
3804	Housing Program Delivery	2022	LMH	14H	9/30/2022			O
3805	Housing Development and Rehabilitation Program Fund	2022	LMH	14B	9/30/2022	O		



U.S. Department of Housing and Urban Development
 Office of Community Planning and Development
 Integrated Disbursement and Information System
 Status of HOME Activities - Entitlement
 NEWTON CONSORTIUM, MA

DATE: 07-01-23
 TIME: 15:55
 PAGE: 1

IDIS - PR22

Note:
 WAED - Written Agreement Execution Date
 IFD - Initial Funding Date

Tenure Type	Activity Type	IDIS Activity	Activity Address	Activity Status	Status Date	Total Units	Home Total HH Units Assisted	Commitment Date	Commitment Date Type	Committed Amount	Drawn Amount	PCT	
Rental	NEW CONSTRUCTION	3724	160 Stanton Ave , Newton MA, 02466	Open	11/18/22	2	2	N/A	08/06/21	WAED	\$255,143.36	\$200,000.00	78.39%
Rental	NEW CONSTRUCTION	3851	108 Centre St , Brookline MA, 02446	Open	02/28/23	0	0	N/A	01/25/23	WAED	\$861,299.94	\$0.00	0.00%
Rental	REHABILITATION	2932	130 Lexington St , Watertown MA, 02472	Final Draw	04/24/23	25	8	N/A	02/15/12	WAED	\$1,273,648.60	\$1,273,648.60	100.00%
Rental	REHABILITATION	3772	677 Winchester St , Newton MA, 02459	Open	04/27/23	0	0	N/A	08/26/21	WAED	\$641,695.06	\$609,611.00	95.00%
Rental	REHABILITATION	3845	21 Carlson Rd , Framingham MA, 01702	Open	04/07/23	0	0	N/A	01/12/23	WAED	\$442,118.74	\$397,907.00	90.00%
Tenant-Based Rental Assistance (TBRA)	TENANT-BASED RENTAL ASSISTANCE	3417	, ,	Completed	02/21/23	N/A	N/A	1	10/09/17	WAED	\$105,113.00	\$105,113.00	100.00%
Tenant-Based Rental Assistance (TBRA)	TENANT-BASED RENTAL ASSISTANCE	3419	, ,	Completed	02/22/23	N/A	N/A	1	10/24/17	WAED	\$65,970.00	\$65,970.00	100.00%
Tenant-Based Rental Assistance (TBRA)	TENANT-BASED RENTAL ASSISTANCE	3457	, ,	Final Draw	10/18/22	N/A	N/A	1	06/12/18	WAED	\$48,011.00	\$48,011.00	100.00%
Tenant-Based Rental Assistance (TBRA)	TENANT-BASED RENTAL ASSISTANCE	3512	, ,	Completed	02/22/23	N/A	N/A	1	01/30/19	WAED	\$73,027.00	\$73,027.00	100.00%
Tenant-Based Rental Assistance (TBRA)	TENANT-BASED RENTAL ASSISTANCE	3513	, ,	Completed	02/21/23	N/A	N/A	1	02/19/19	WAED	\$39,383.00	\$39,383.00	100.00%
Tenant-Based Rental Assistance (TBRA)	TENANT-BASED RENTAL ASSISTANCE	3518	, ,	Completed	02/21/23	N/A	N/A	1	06/06/19	WAED	\$45,626.00	\$45,626.00	100.00%
Tenant-Based Rental Assistance (TBRA)	TENANT-BASED RENTAL ASSISTANCE	3580	, ,	Open	06/12/23	N/A	N/A	1	11/22/19	WAED	\$78,032.00	\$71,954.00	92.21%
Tenant-Based Rental Assistance (TBRA)	TENANT-BASED RENTAL ASSISTANCE	3582	, ,	Final Draw	02/22/23	N/A	N/A	1	12/12/19	WAED	\$61,626.00	\$61,626.00	100.00%
Tenant-Based Rental Assistance (TBRA)	TENANT-BASED RENTAL ASSISTANCE	3583	, ,	Open	05/10/23	N/A	N/A	1	01/29/20	WAED	\$84,504.00	\$70,884.00	83.88%
Tenant-Based Rental Assistance (TBRA)	TENANT-BASED RENTAL ASSISTANCE	3591	, ,	Completed	02/21/23	N/A	N/A	1	06/08/20	WAED	\$17,072.00	\$17,072.00	100.00%
Tenant-Based Rental Assistance (TBRA)	TENANT-BASED RENTAL ASSISTANCE	3607	, ,	Completed	02/21/23	N/A	N/A	1	06/16/20	WAED	\$26,599.00	\$26,599.00	100.00%
Tenant-Based Rental Assistance (TBRA)	TENANT-BASED RENTAL ASSISTANCE	3639	, ,	Completed	02/21/23	N/A	N/A	29	07/30/20	WAED	\$74,527.00	\$74,527.00	100.00%
Tenant-Based Rental Assistance (TBRA)	TENANT-BASED RENTAL ASSISTANCE	3681	, ,	Open	06/12/23	N/A	N/A	1	10/06/20	WAED	\$51,186.00	\$41,526.00	81.13%
Tenant-Based Rental Assistance (TBRA)	TENANT-BASED RENTAL ASSISTANCE	3683	, ,	Open	06/12/23	N/A	N/A	1	12/01/20	WAED	\$58,723.00	\$48,547.00	82.67%
Tenant-Based Rental Assistance (TBRA)	TENANT-BASED RENTAL ASSISTANCE	3684	, ,	Final Draw	04/27/22	N/A	N/A	1	12/24/20	WAED	\$33,567.00	\$33,567.00	100.00%



U.S. Department of Housing and Urban Development
 Office of Community Planning and Development
 Integrated Disbursement and Information System
 Status of HOME Activities - Entitlement
 NEWTON CONSORTIUM, MA

DATE: 07-01-23
 TIME: 15:55
 PAGE: 2

IDIS - PR22

Note:
 WAED - Written Agreement Execution Date
 IFD - Initial Funding Date

Tenure Type	Activity Type	IDIS Activity	Activity Address	Activity Status	Status Date	Total Units	Home Total HH Units Assisted	Commitment Date	Commitment Date Type	Committed Amount	Drawn Amount	PCT	
Tenant-Based Rental Assistance (TBRA)	TENANT-BASED RENTAL ASSISTANCE	3685	, ,	Completed	02/09/23	N/A	N/A	1	12/23/20	WAED	\$27,288.00	\$27,288.00	100.00%
Tenant-Based Rental Assistance (TBRA)	TENANT-BASED RENTAL ASSISTANCE	3691	, ,	Open	01/30/23	N/A	N/A	1	02/10/21	WAED	\$46,086.22	\$44,958.00	97.55%
Tenant-Based Rental Assistance (TBRA)	TENANT-BASED RENTAL ASSISTANCE	3693	, ,	Completed	02/09/23	N/A	N/A	1	02/28/21	WAED	\$23,096.00	\$23,096.00	100.00%
Tenant-Based Rental Assistance (TBRA)	TENANT-BASED RENTAL ASSISTANCE	3694	, ,	Open	06/24/22	N/A	N/A	1	03/05/21	WAED	\$29,973.00	\$28,870.00	96.32%
Tenant-Based Rental Assistance (TBRA)	TENANT-BASED RENTAL ASSISTANCE	3695	, ,	Completed	02/09/23	N/A	N/A	1	02/01/21	WAED	\$34,613.00	\$34,613.00	100.00%
Tenant-Based Rental Assistance (TBRA)	TENANT-BASED RENTAL ASSISTANCE	3718	, ,	Open	02/17/23	N/A	N/A	1	03/26/21	WAED	\$45,294.00	\$39,092.00	86.31%
Tenant-Based Rental Assistance (TBRA)	TENANT-BASED RENTAL ASSISTANCE	3725	, ,	Completed	12/14/22	N/A	N/A	16	05/28/21	WAED	\$35,999.58	\$35,999.58	100.00%
Tenant-Based Rental Assistance (TBRA)	TENANT-BASED RENTAL ASSISTANCE	3726	, ,	Completed	02/21/23	N/A	N/A	1	06/01/21	WAED	\$11,792.00	\$11,792.00	100.00%
Tenant-Based Rental Assistance (TBRA)	TENANT-BASED RENTAL ASSISTANCE	3771	, ,	Open	06/12/23	N/A	N/A	1	07/27/21	WAED	\$36,420.00	\$28,405.00	77.99%
Tenant-Based Rental Assistance (TBRA)	TENANT-BASED RENTAL ASSISTANCE	3773	, ,	Final Draw	12/16/22	N/A	N/A	4	10/05/21	WAED	\$8,450.00	\$8,450.00	100.00%
Tenant-Based Rental Assistance (TBRA)	TENANT-BASED RENTAL ASSISTANCE	3775	, ,	Open	03/31/23	N/A	N/A	1	10/22/21	WAED	\$48,700.00	\$37,089.00	76.16%
Tenant-Based Rental Assistance (TBRA)	TENANT-BASED RENTAL ASSISTANCE	3776	, ,	Open	06/21/23	N/A	N/A	2	10/21/21	WAED	\$79,942.88	\$61,328.28	76.72%
Tenant-Based Rental Assistance (TBRA)	TENANT-BASED RENTAL ASSISTANCE	3777	, ,	Completed	02/09/23	N/A	N/A	1	11/01/21	WAED	\$12,768.00	\$12,768.00	100.00%
Tenant-Based Rental Assistance (TBRA)	TENANT-BASED RENTAL ASSISTANCE	3778	, ,	Final Draw	02/17/23	N/A	N/A	2	11/15/21	WAED	\$25,512.00	\$25,512.00	100.00%
Tenant-Based Rental Assistance (TBRA)	TENANT-BASED RENTAL ASSISTANCE	3781	, ,	Completed	02/09/23	N/A	N/A	1	11/12/21	WAED	\$12,707.83	\$12,707.83	100.00%
Tenant-Based Rental Assistance (TBRA)	TENANT-BASED RENTAL ASSISTANCE	3782	, ,	Open	04/19/23	N/A	N/A	2	11/30/21	WAED	\$45,015.00	\$31,419.00	69.80%
Tenant-Based Rental Assistance (TBRA)	TENANT-BASED RENTAL ASSISTANCE	3783	, ,	Completed	02/22/23	N/A	N/A	9	09/10/20	WAED	\$16,998.00	\$16,998.00	100.00%
Tenant-Based Rental Assistance (TBRA)	TENANT-BASED RENTAL ASSISTANCE	3784	, ,	Completed	02/09/23	N/A	N/A	1	12/02/21	WAED	\$23,064.00	\$23,064.00	100.00%
Tenant-Based Rental Assistance (TBRA)	TENANT-BASED RENTAL ASSISTANCE	3786	, ,	Completed	02/22/23	N/A	N/A	1	12/30/21	WAED	\$9,059.00	\$9,059.00	100.00%



U.S. Department of Housing and Urban Development
 Office of Community Planning and Development
 Integrated Disbursement and Information System
 Status of HOME Activities - Entitlement
 NEWTON CONSORTIUM, MA

DATE: 07-01-23
 TIME: 15:55
 PAGE: 3

IDIS - PR22

Note:
 WAED - Written Agreement Execution Date
 IFD - Initial Funding Date

Tenure Type	Activity Type	IDIS Activity	Activity Address	Activity Status	Status Date	Total Units	Home Total HH Units Assisted	Commitment Date	Commitment Date Type	Committed Amount	Drawn Amount	PCT	
Tenant-Based Rental Assistance (TBRA)	TENANT-BASED RENTAL ASSISTANCE	3789	, ,	Completed	02/09/23	N/A	N/A	1	01/25/22	WAED	\$11,064.00	\$11,064.00	100.00%
Tenant-Based Rental Assistance (TBRA)	TENANT-BASED RENTAL ASSISTANCE	3790	, ,	Completed	02/09/23	N/A	N/A	1	01/25/22	WAED	\$13,375.48	\$13,375.48	100.00%
Tenant-Based Rental Assistance (TBRA)	TENANT-BASED RENTAL ASSISTANCE	3791	, ,	Open	04/26/23	N/A	N/A	19	01/19/22	WAED	\$30,972.95	\$28,458.95	91.88%
Tenant-Based Rental Assistance (TBRA)	TENANT-BASED RENTAL ASSISTANCE	3792	, ,	Final Draw	11/18/22	N/A	N/A	1	01/19/22	WAED	\$33,880.00	\$33,880.00	100.00%
Tenant-Based Rental Assistance (TBRA)	TENANT-BASED RENTAL ASSISTANCE	3796	, ,	Open	06/21/23	N/A	N/A	1	02/23/22	WAED	\$35,940.00	\$26,142.00	72.74%
Tenant-Based Rental Assistance (TBRA)	TENANT-BASED RENTAL ASSISTANCE	3798	, ,	Completed	02/09/23	N/A	N/A	1	03/14/22	WAED	\$15,505.77	\$15,505.77	100.00%
Tenant-Based Rental Assistance (TBRA)	TENANT-BASED RENTAL ASSISTANCE	3801	, ,	Open	03/31/23	N/A	N/A	1	04/15/22	WAED	\$22,826.00	\$16,655.00	72.97%
Tenant-Based Rental Assistance (TBRA)	TENANT-BASED RENTAL ASSISTANCE	3802	, ,	Final Draw	09/28/22	N/A	N/A	3	02/14/22	WAED	\$5,877.00	\$5,877.00	100.00%
Tenant-Based Rental Assistance (TBRA)	TENANT-BASED RENTAL ASSISTANCE	3803	, ,	Open	04/19/23	N/A	N/A	1	05/10/22	WAED	\$20,486.00	\$16,592.00	80.99%
Tenant-Based Rental Assistance (TBRA)	TENANT-BASED RENTAL ASSISTANCE	3832	, ,	Open	06/12/23	N/A	N/A	1	09/22/22	WAED	\$28,350.00	\$19,492.00	68.75%
Tenant-Based Rental Assistance (TBRA)	TENANT-BASED RENTAL ASSISTANCE	3833	, ,	Final Draw	06/26/23	N/A	N/A	13	10/04/22	WAED	\$42,448.00	\$42,448.00	100.00%
Tenant-Based Rental Assistance (TBRA)	TENANT-BASED RENTAL ASSISTANCE	3834	, ,	Open	06/12/23	N/A	N/A	1	09/28/22	WAED	\$24,125.00	\$19,435.00	80.56%
Tenant-Based Rental Assistance (TBRA)	TENANT-BASED RENTAL ASSISTANCE	3842	, ,	Open	06/21/23	N/A	N/A	1	11/29/22	WAED	\$21,532.00	\$15,894.00	73.82%
Tenant-Based Rental Assistance (TBRA)	TENANT-BASED RENTAL ASSISTANCE	3855	, ,	Open	06/21/23	N/A	N/A	1	04/01/23	WAED	\$42,250.00	\$17,626.00	41.72%
Tenant-Based Rental Assistance (TBRA)	TENANT-BASED RENTAL ASSISTANCE	3857	, ,	Final Draw	06/26/23	N/A	N/A	5	04/08/23	WAED	\$13,932.00	\$13,932.00	100.00%
Tenant-Based Rental Assistance (TBRA)	TENANT-BASED RENTAL ASSISTANCE	3858	, ,	Open	06/21/23	N/A	N/A	1	04/13/23	WAED	\$24,324.00	\$9,189.00	37.78%
Tenant-Based Rental Assistance (TBRA)	TENANT-BASED RENTAL ASSISTANCE	3860	, ,	Open	06/26/23	N/A	N/A	1	06/13/23	WAED	\$27,675.00	\$4,072.00	14.71%
AD/CO/CC	AD/CO/CC	3560	, ,	Final Draw	03/17/22	0	0	0	01/14/20	IFD	\$20,940.00	\$20,940.00	100.00%
AD/CO/CC	AD/CO/CC	3571	, ,	Open	05/24/23	0	0	0	09/12/19	IFD	\$131,729.72	\$70,845.90	53.78%
AD/CO/CC	AD/CO/CC	3667	, ,	Open	01/11/23	0	0	0	01/11/23	IFD	\$5,075.00	\$0.00	0.00%
AD/CO/CC	AD/CO/CC	3668	, ,	Open	12/13/22	0	0	0	11/19/20	IFD	\$20,625.00	\$19,176.09	92.97%
AD/CO/CC	AD/CO/CC	3670	, ,	Final Draw	10/28/22	0	0	0	11/19/20	IFD	\$25,777.06	\$25,777.06	100.00%



U.S. Department of Housing and Urban Development
 Office of Community Planning and Development
 Integrated Disbursement and Information System
 Status of HOME Activities - Entitlement
 NEWTON CONSORTIUM, MA

DATE: 07-01-23
 TIME: 15:55
 PAGE: 4

IDIS - PR22

Note:
 WAED - Written Agreement Execution Date
 IFD - Initial Funding Date

Tenure Type	Activity Type	IDIS Activity	Activity Address	Activity Status	Status Date	Total Units	Home Total HH Units Assisted	Commitment Date	Commitment Date Type	Committed Amount	Drawn Amount	PCT	
AD/CO/CC	AD/CO/CC	3672	, ,	Open	06/16/21	0	0	0	01/14/21	IFD	\$4,550.00	\$2,200.00	48.35%
AD/CO/CC	AD/CO/CC	3673	, ,	Open	09/29/21	0	0	0	11/19/20	IFD	\$2,900.00	\$2,680.00	92.41%
AD/CO/CC	AD/CO/CC	3674	, ,	Final Draw	12/21/22	0	0	0	09/21/20	IFD	\$6,249.65	\$6,249.65	100.00%
AD/CO/CC	AD/CO/CC	3678	, ,	Final Draw	02/11/22	0	0	0	12/14/21	IFD	\$825.00	\$825.00	100.00%
AD/CO/CC	AD/CO/CC	3679	, ,	Open	04/21/22	0	0	0	09/21/20	IFD	\$264,735.59	\$45,127.01	17.05%
AD/CO/CC	AD/CO/CC	3753	, ,	Final Draw	04/27/22	0	0	0	04/01/22	IFD	\$1,550.00	\$1,550.00	100.00%
AD/CO/CC	AD/CO/CC	3754	, ,	Open	01/21/22	0	0	0	01/21/22	IFD	\$4,900.00	\$0.00	0.00%
AD/CO/CC	AD/CO/CC	3755	, ,	Open	05/24/23	0	0	0	01/21/22	IFD	\$21,200.00	\$3,680.94	17.36%
AD/CO/CC	AD/CO/CC	3756	, ,	Final Draw	06/15/22	0	0	0	05/16/22	IFD	\$2,800.00	\$2,800.00	100.00%
AD/CO/CC	AD/CO/CC	3757	, ,	Open	12/27/22	0	0	0	01/26/22	IFD	\$23,350.00	\$19,060.74	81.63%
AD/CO/CC	AD/CO/CC	3758	, ,	Final Draw	06/15/22	0	0	0	05/16/22	IFD	\$2,975.00	\$2,975.00	100.00%
AD/CO/CC	AD/CO/CC	3760	, ,	Final Draw	05/23/22	0	0	0	01/26/22	IFD	\$2,775.00	\$2,775.00	100.00%
AD/CO/CC	AD/CO/CC	3761	, ,	Open	02/07/23	0	0	0	08/27/21	IFD	\$0.00	\$0.00	0.00%
AD/CO/CC	AD/CO/CC	3762	, ,	Final Draw	06/14/22	0	0	0	05/16/22	IFD	\$750.00	\$750.00	100.00%
AD/CO/CC	AD/CO/CC	3763	, ,	Final Draw	04/27/22	0	0	0	04/06/22	IFD	\$17,725.00	\$17,725.00	100.00%
AD/CO/CC	AD/CO/CC	3764	, ,	Final Draw	06/24/22	0	0	0	01/26/22	IFD	\$9,250.00	\$9,250.00	100.00%
AD/CO/CC	AD/CO/CC	3765	, ,	Final Draw	02/11/22	0	0	0	12/14/21	IFD	\$850.00	\$850.00	100.00%
AD/CO/CC	AD/CO/CC	3766	, ,	Open	06/21/23	0	0	0	08/27/21	IFD	\$61,061.50	\$56,272.58	92.16%
AD/CO/CC	AD/CO/CC	3799	, ,	Completed	02/17/23	0	0	0	04/11/22	IFD	\$50,000.00	\$50,000.00	100.00%
AD/CO/CC	AD/CO/CC	3836	, ,	Open	06/21/23	0	0	0	11/09/22	IFD	\$48,550.14	\$19,169.66	39.48%
AD/CO/CC	AD/CO/CC	3837	, ,	Open	06/21/23	0	0	0	11/09/22	IFD	\$12,928.66	\$3,113.44	24.08%
AD/CO/CC	AD/CO/CC	3846	, ,	Open	01/04/23	0	0	0	01/04/23	IFD	\$22,990.00	\$0.00	0.00%
AD/CO/CC	AD/CO/CC	3847	, ,	Open	01/30/23	0	0	0	01/04/23	IFD	\$10,025.00	\$2,500.00	24.94%
AD/CO/CC	AD/CO/CC	3849	, ,	Open	02/13/23	0	0	0	01/09/23	IFD	\$25,315.00	\$4,800.00	18.96%
AD/CO/CC	AD/CO/CC	3850	, ,	Final Draw	03/31/23	0	0	0	01/23/23	IFD	\$19,230.00	\$19,230.00	100.00%
AD/CO/CC	AD/CO/CC	3853	, ,	Open	03/14/23	0	0	0	03/14/23	IFD	\$3,010.00	\$0.00	0.00%
AD/CO/CC	AD/CO/CC	3854	, ,	Final Draw	06/02/23	0	0	0	03/14/23	IFD	\$50,000.00	\$50,000.00	100.00%



U.S. Department of Housing and Urban Development
 Office of Community Planning and Development
 Integrated Disbursement and Information System
 Status of HOME Activities - Entitlement
 NEWTON CONSORTIUM, MA

DATE: 07-01-23
 TIME: 15:55
 PAGE: 1

IDIS - PR22

Note:
 WAED - Written Agreement Execution Date
 IFD - Initial Funding Date

Tenure Type	Activity Type	IDIS Activity	Activity Address	Activity Status	Status Date	Total Units	Home Total HH Units Assisted	Commitment Date	Commitment Date Type	Committed Amount	Drawn Amount	PCT	
Rental	NEW CONSTRUCTION	3724	160 Stanton Ave , Newton MA, 02466	Open	11/18/22	2	2	N/A	08/06/21	WAED	\$255,143.36	\$200,000.00	78.39%
Rental	NEW CONSTRUCTION	3851	108 Centre St , Brookline MA, 02446	Open	02/28/23	0	0	N/A	01/25/23	WAED	\$861,299.94	\$0.00	0.00%
Rental	REHABILITATION	2932	130 Lexington St , Watertown MA, 02472	Final Draw	04/24/23	25	8	N/A	02/15/12	WAED	\$1,273,648.60	\$1,273,648.60	100.00%
Rental	REHABILITATION	3772	677 Winchester St , Newton MA, 02459	Open	04/27/23	0	0	N/A	08/26/21	WAED	\$641,695.06	\$609,611.00	95.00%
Rental	REHABILITATION	3845	21 Carlson Rd , Framingham MA, 01702	Open	04/07/23	0	0	N/A	01/12/23	WAED	\$442,118.74	\$397,907.00	90.00%
Tenant-Based Rental Assistance (TBRA)	TENANT-BASED RENTAL ASSISTANCE	3417	, ,	Completed	02/21/23	N/A	N/A	1	10/09/17	WAED	\$105,113.00	\$105,113.00	100.00%
Tenant-Based Rental Assistance (TBRA)	TENANT-BASED RENTAL ASSISTANCE	3419	, ,	Completed	02/22/23	N/A	N/A	1	10/24/17	WAED	\$65,970.00	\$65,970.00	100.00%
Tenant-Based Rental Assistance (TBRA)	TENANT-BASED RENTAL ASSISTANCE	3457	, ,	Final Draw	10/18/22	N/A	N/A	1	06/12/18	WAED	\$48,011.00	\$48,011.00	100.00%
Tenant-Based Rental Assistance (TBRA)	TENANT-BASED RENTAL ASSISTANCE	3512	, ,	Completed	02/22/23	N/A	N/A	1	01/30/19	WAED	\$73,027.00	\$73,027.00	100.00%
Tenant-Based Rental Assistance (TBRA)	TENANT-BASED RENTAL ASSISTANCE	3513	, ,	Completed	02/21/23	N/A	N/A	1	02/19/19	WAED	\$39,383.00	\$39,383.00	100.00%
Tenant-Based Rental Assistance (TBRA)	TENANT-BASED RENTAL ASSISTANCE	3518	, ,	Completed	02/21/23	N/A	N/A	1	06/06/19	WAED	\$45,626.00	\$45,626.00	100.00%
Tenant-Based Rental Assistance (TBRA)	TENANT-BASED RENTAL ASSISTANCE	3580	, ,	Open	06/12/23	N/A	N/A	1	11/22/19	WAED	\$78,032.00	\$71,954.00	92.21%
Tenant-Based Rental Assistance (TBRA)	TENANT-BASED RENTAL ASSISTANCE	3582	, ,	Final Draw	02/22/23	N/A	N/A	1	12/12/19	WAED	\$61,626.00	\$61,626.00	100.00%
Tenant-Based Rental Assistance (TBRA)	TENANT-BASED RENTAL ASSISTANCE	3583	, ,	Open	05/10/23	N/A	N/A	1	01/29/20	WAED	\$84,504.00	\$70,884.00	83.88%
Tenant-Based Rental Assistance (TBRA)	TENANT-BASED RENTAL ASSISTANCE	3591	, ,	Completed	02/21/23	N/A	N/A	1	06/08/20	WAED	\$17,072.00	\$17,072.00	100.00%
Tenant-Based Rental Assistance (TBRA)	TENANT-BASED RENTAL ASSISTANCE	3607	, ,	Completed	02/21/23	N/A	N/A	1	06/16/20	WAED	\$26,599.00	\$26,599.00	100.00%
Tenant-Based Rental Assistance (TBRA)	TENANT-BASED RENTAL ASSISTANCE	3639	, ,	Completed	02/21/23	N/A	N/A	29	07/30/20	WAED	\$74,527.00	\$74,527.00	100.00%
Tenant-Based Rental Assistance (TBRA)	TENANT-BASED RENTAL ASSISTANCE	3681	, ,	Open	06/12/23	N/A	N/A	1	10/06/20	WAED	\$51,186.00	\$41,526.00	81.13%
Tenant-Based Rental Assistance (TBRA)	TENANT-BASED RENTAL ASSISTANCE	3683	, ,	Open	06/12/23	N/A	N/A	1	12/01/20	WAED	\$58,723.00	\$48,547.00	82.67%
Tenant-Based Rental Assistance (TBRA)	TENANT-BASED RENTAL ASSISTANCE	3684	, ,	Final Draw	04/27/22	N/A	N/A	1	12/24/20	WAED	\$33,567.00	\$33,567.00	100.00%



U.S. Department of Housing and Urban Development
 Office of Community Planning and Development
 Integrated Disbursement and Information System
 Status of HOME Activities - Entitlement
 NEWTON CONSORTIUM, MA

DATE: 07-01-23
 TIME: 15:55
 PAGE: 2

IDIS - PR22

Note:
 WAED - Written Agreement Execution Date
 IFD - Initial Funding Date

Tenure Type	Activity Type	IDIS Activity	Activity Address	Activity Status	Status Date	Total Units	Home Total HH Units Assisted	Commitment Date	Commitment Date Type	Committed Amount	Drawn Amount	PCT	
Tenant-Based Rental Assistance (TBRA)	TENANT-BASED RENTAL ASSISTANCE	3685	, ,	Completed	02/09/23	N/A	N/A	1	12/23/20	WAED	\$27,288.00	\$27,288.00	100.00%
Tenant-Based Rental Assistance (TBRA)	TENANT-BASED RENTAL ASSISTANCE	3691	, ,	Open	01/30/23	N/A	N/A	1	02/10/21	WAED	\$46,086.22	\$44,958.00	97.55%
Tenant-Based Rental Assistance (TBRA)	TENANT-BASED RENTAL ASSISTANCE	3693	, ,	Completed	02/09/23	N/A	N/A	1	02/28/21	WAED	\$23,096.00	\$23,096.00	100.00%
Tenant-Based Rental Assistance (TBRA)	TENANT-BASED RENTAL ASSISTANCE	3694	, ,	Open	06/24/22	N/A	N/A	1	03/05/21	WAED	\$29,973.00	\$28,870.00	96.32%
Tenant-Based Rental Assistance (TBRA)	TENANT-BASED RENTAL ASSISTANCE	3695	, ,	Completed	02/09/23	N/A	N/A	1	02/01/21	WAED	\$34,613.00	\$34,613.00	100.00%
Tenant-Based Rental Assistance (TBRA)	TENANT-BASED RENTAL ASSISTANCE	3718	, ,	Open	02/17/23	N/A	N/A	1	03/26/21	WAED	\$45,294.00	\$39,092.00	86.31%
Tenant-Based Rental Assistance (TBRA)	TENANT-BASED RENTAL ASSISTANCE	3725	, ,	Completed	12/14/22	N/A	N/A	16	05/28/21	WAED	\$35,999.58	\$35,999.58	100.00%
Tenant-Based Rental Assistance (TBRA)	TENANT-BASED RENTAL ASSISTANCE	3726	, ,	Completed	02/21/23	N/A	N/A	1	06/01/21	WAED	\$11,792.00	\$11,792.00	100.00%
Tenant-Based Rental Assistance (TBRA)	TENANT-BASED RENTAL ASSISTANCE	3771	, ,	Open	06/12/23	N/A	N/A	1	07/27/21	WAED	\$36,420.00	\$28,405.00	77.99%
Tenant-Based Rental Assistance (TBRA)	TENANT-BASED RENTAL ASSISTANCE	3773	, ,	Final Draw	12/16/22	N/A	N/A	4	10/05/21	WAED	\$8,450.00	\$8,450.00	100.00%
Tenant-Based Rental Assistance (TBRA)	TENANT-BASED RENTAL ASSISTANCE	3775	, ,	Open	03/31/23	N/A	N/A	1	10/22/21	WAED	\$48,700.00	\$37,089.00	76.16%
Tenant-Based Rental Assistance (TBRA)	TENANT-BASED RENTAL ASSISTANCE	3776	, ,	Open	06/21/23	N/A	N/A	2	10/21/21	WAED	\$79,942.88	\$61,328.28	76.72%
Tenant-Based Rental Assistance (TBRA)	TENANT-BASED RENTAL ASSISTANCE	3777	, ,	Completed	02/09/23	N/A	N/A	1	11/01/21	WAED	\$12,768.00	\$12,768.00	100.00%
Tenant-Based Rental Assistance (TBRA)	TENANT-BASED RENTAL ASSISTANCE	3778	, ,	Final Draw	02/17/23	N/A	N/A	2	11/15/21	WAED	\$25,512.00	\$25,512.00	100.00%
Tenant-Based Rental Assistance (TBRA)	TENANT-BASED RENTAL ASSISTANCE	3781	, ,	Completed	02/09/23	N/A	N/A	1	11/12/21	WAED	\$12,707.83	\$12,707.83	100.00%
Tenant-Based Rental Assistance (TBRA)	TENANT-BASED RENTAL ASSISTANCE	3782	, ,	Open	04/19/23	N/A	N/A	2	11/30/21	WAED	\$45,015.00	\$31,419.00	69.80%
Tenant-Based Rental Assistance (TBRA)	TENANT-BASED RENTAL ASSISTANCE	3783	, ,	Completed	02/22/23	N/A	N/A	9	09/10/20	WAED	\$16,998.00	\$16,998.00	100.00%
Tenant-Based Rental Assistance (TBRA)	TENANT-BASED RENTAL ASSISTANCE	3784	, ,	Completed	02/09/23	N/A	N/A	1	12/02/21	WAED	\$23,064.00	\$23,064.00	100.00%
Tenant-Based Rental Assistance (TBRA)	TENANT-BASED RENTAL ASSISTANCE	3786	, ,	Completed	02/22/23	N/A	N/A	1	12/30/21	WAED	\$9,059.00	\$9,059.00	100.00%



U.S. Department of Housing and Urban Development
 Office of Community Planning and Development
 Integrated Disbursement and Information System
 Status of HOME Activities - Entitlement
 NEWTON CONSORTIUM, MA

DATE: 07-01-23
 TIME: 15:55
 PAGE: 3

IDIS - PR22

Note:
 WAED - Written Agreement Execution Date
 IFD - Initial Funding Date

Tenure Type	Activity Type	IDIS Activity	Activity Address	Activity Status	Status Date	Total Units	Home Total HH Units Assisted	Commitment Date	Commitment Date Type	Committed Amount	Drawn Amount	PCT	
Tenant-Based Rental Assistance (TBRA)	TENANT-BASED RENTAL ASSISTANCE	3789	, ,	Completed	02/09/23	N/A	N/A	1	01/25/22	WAED	\$11,064.00	\$11,064.00	100.00%
Tenant-Based Rental Assistance (TBRA)	TENANT-BASED RENTAL ASSISTANCE	3790	, ,	Completed	02/09/23	N/A	N/A	1	01/25/22	WAED	\$13,375.48	\$13,375.48	100.00%
Tenant-Based Rental Assistance (TBRA)	TENANT-BASED RENTAL ASSISTANCE	3791	, ,	Open	04/26/23	N/A	N/A	19	01/19/22	WAED	\$30,972.95	\$28,458.95	91.88%
Tenant-Based Rental Assistance (TBRA)	TENANT-BASED RENTAL ASSISTANCE	3792	, ,	Final Draw	11/18/22	N/A	N/A	1	01/19/22	WAED	\$33,880.00	\$33,880.00	100.00%
Tenant-Based Rental Assistance (TBRA)	TENANT-BASED RENTAL ASSISTANCE	3796	, ,	Open	06/21/23	N/A	N/A	1	02/23/22	WAED	\$35,940.00	\$26,142.00	72.74%
Tenant-Based Rental Assistance (TBRA)	TENANT-BASED RENTAL ASSISTANCE	3798	, ,	Completed	02/09/23	N/A	N/A	1	03/14/22	WAED	\$15,505.77	\$15,505.77	100.00%
Tenant-Based Rental Assistance (TBRA)	TENANT-BASED RENTAL ASSISTANCE	3801	, ,	Open	03/31/23	N/A	N/A	1	04/15/22	WAED	\$22,826.00	\$16,655.00	72.97%
Tenant-Based Rental Assistance (TBRA)	TENANT-BASED RENTAL ASSISTANCE	3802	, ,	Final Draw	09/28/22	N/A	N/A	3	02/14/22	WAED	\$5,877.00	\$5,877.00	100.00%
Tenant-Based Rental Assistance (TBRA)	TENANT-BASED RENTAL ASSISTANCE	3803	, ,	Open	04/19/23	N/A	N/A	1	05/10/22	WAED	\$20,486.00	\$16,592.00	80.99%
Tenant-Based Rental Assistance (TBRA)	TENANT-BASED RENTAL ASSISTANCE	3832	, ,	Open	06/12/23	N/A	N/A	1	09/22/22	WAED	\$28,350.00	\$19,492.00	68.75%
Tenant-Based Rental Assistance (TBRA)	TENANT-BASED RENTAL ASSISTANCE	3833	, ,	Final Draw	06/26/23	N/A	N/A	13	10/04/22	WAED	\$42,448.00	\$42,448.00	100.00%
Tenant-Based Rental Assistance (TBRA)	TENANT-BASED RENTAL ASSISTANCE	3834	, ,	Open	06/12/23	N/A	N/A	1	09/28/22	WAED	\$24,125.00	\$19,435.00	80.56%
Tenant-Based Rental Assistance (TBRA)	TENANT-BASED RENTAL ASSISTANCE	3842	, ,	Open	06/21/23	N/A	N/A	1	11/29/22	WAED	\$21,532.00	\$15,894.00	73.82%
Tenant-Based Rental Assistance (TBRA)	TENANT-BASED RENTAL ASSISTANCE	3855	, ,	Open	06/21/23	N/A	N/A	1	04/01/23	WAED	\$42,250.00	\$17,626.00	41.72%
Tenant-Based Rental Assistance (TBRA)	TENANT-BASED RENTAL ASSISTANCE	3857	, ,	Final Draw	06/26/23	N/A	N/A	5	04/08/23	WAED	\$13,932.00	\$13,932.00	100.00%
Tenant-Based Rental Assistance (TBRA)	TENANT-BASED RENTAL ASSISTANCE	3858	, ,	Open	06/21/23	N/A	N/A	1	04/13/23	WAED	\$24,324.00	\$9,189.00	37.78%
Tenant-Based Rental Assistance (TBRA)	TENANT-BASED RENTAL ASSISTANCE	3860	, ,	Open	06/26/23	N/A	N/A	1	06/13/23	WAED	\$27,675.00	\$4,072.00	14.71%
AD/CO/CC	AD/CO/CC	3560	, ,	Final Draw	03/17/22	0	0	0	01/14/20	IFD	\$20,940.00	\$20,940.00	100.00%
AD/CO/CC	AD/CO/CC	3571	, ,	Open	05/24/23	0	0	0	09/12/19	IFD	\$131,729.72	\$70,845.90	53.78%
AD/CO/CC	AD/CO/CC	3667	, ,	Open	01/11/23	0	0	0	01/11/23	IFD	\$5,075.00	\$0.00	0.00%
AD/CO/CC	AD/CO/CC	3668	, ,	Open	12/13/22	0	0	0	11/19/20	IFD	\$20,625.00	\$19,176.09	92.97%
AD/CO/CC	AD/CO/CC	3670	, ,	Final Draw	10/28/22	0	0	0	11/19/20	IFD	\$25,777.06	\$25,777.06	100.00%



U.S. Department of Housing and Urban Development
 Office of Community Planning and Development
 Integrated Disbursement and Information System
 Status of HOME Activities - Entitlement
 NEWTON CONSORTIUM, MA

DATE: 07-01-23
 TIME: 15:55
 PAGE: 4

IDIS - PR22

Note:
 WAED - Written Agreement Execution Date
 IFD - Initial Funding Date

Tenure Type	Activity Type	IDIS Activity	Activity Address	Activity Status	Status Date	Total Units	Home Total HH Units Assisted	Commitment Date	Commitment Date Type	Committed Amount	Drawn Amount	PCT	
AD/CO/CC	AD/CO/CC	3672	, ,	Open	06/16/21	0	0	0	01/14/21	IFD	\$4,550.00	\$2,200.00	48.35%
AD/CO/CC	AD/CO/CC	3673	, ,	Open	09/29/21	0	0	0	11/19/20	IFD	\$2,900.00	\$2,680.00	92.41%
AD/CO/CC	AD/CO/CC	3674	, ,	Final Draw	12/21/22	0	0	0	09/21/20	IFD	\$6,249.65	\$6,249.65	100.00%
AD/CO/CC	AD/CO/CC	3678	, ,	Final Draw	02/11/22	0	0	0	12/14/21	IFD	\$825.00	\$825.00	100.00%
AD/CO/CC	AD/CO/CC	3679	, ,	Open	04/21/22	0	0	0	09/21/20	IFD	\$264,735.59	\$45,127.01	17.05%
AD/CO/CC	AD/CO/CC	3753	, ,	Final Draw	04/27/22	0	0	0	04/01/22	IFD	\$1,550.00	\$1,550.00	100.00%
AD/CO/CC	AD/CO/CC	3754	, ,	Open	01/21/22	0	0	0	01/21/22	IFD	\$4,900.00	\$0.00	0.00%
AD/CO/CC	AD/CO/CC	3755	, ,	Open	05/24/23	0	0	0	01/21/22	IFD	\$21,200.00	\$3,680.94	17.36%
AD/CO/CC	AD/CO/CC	3756	, ,	Final Draw	06/15/22	0	0	0	05/16/22	IFD	\$2,800.00	\$2,800.00	100.00%
AD/CO/CC	AD/CO/CC	3757	, ,	Open	12/27/22	0	0	0	01/26/22	IFD	\$23,350.00	\$19,060.74	81.63%
AD/CO/CC	AD/CO/CC	3758	, ,	Final Draw	06/15/22	0	0	0	05/16/22	IFD	\$2,975.00	\$2,975.00	100.00%
AD/CO/CC	AD/CO/CC	3760	, ,	Final Draw	05/23/22	0	0	0	01/26/22	IFD	\$2,775.00	\$2,775.00	100.00%
AD/CO/CC	AD/CO/CC	3761	, ,	Open	02/07/23	0	0	0	08/27/21	IFD	\$0.00	\$0.00	0.00%
AD/CO/CC	AD/CO/CC	3762	, ,	Final Draw	06/14/22	0	0	0	05/16/22	IFD	\$750.00	\$750.00	100.00%
AD/CO/CC	AD/CO/CC	3763	, ,	Final Draw	04/27/22	0	0	0	04/06/22	IFD	\$17,725.00	\$17,725.00	100.00%
AD/CO/CC	AD/CO/CC	3764	, ,	Final Draw	06/24/22	0	0	0	01/26/22	IFD	\$9,250.00	\$9,250.00	100.00%
AD/CO/CC	AD/CO/CC	3765	, ,	Final Draw	02/11/22	0	0	0	12/14/21	IFD	\$850.00	\$850.00	100.00%
AD/CO/CC	AD/CO/CC	3766	, ,	Open	06/21/23	0	0	0	08/27/21	IFD	\$61,061.50	\$56,272.58	92.16%
AD/CO/CC	AD/CO/CC	3799	, ,	Completed	02/17/23	0	0	0	04/11/22	IFD	\$50,000.00	\$50,000.00	100.00%
AD/CO/CC	AD/CO/CC	3836	, ,	Open	06/21/23	0	0	0	11/09/22	IFD	\$48,550.14	\$19,169.66	39.48%
AD/CO/CC	AD/CO/CC	3837	, ,	Open	06/21/23	0	0	0	11/09/22	IFD	\$12,928.66	\$3,113.44	24.08%
AD/CO/CC	AD/CO/CC	3846	, ,	Open	01/04/23	0	0	0	01/04/23	IFD	\$22,990.00	\$0.00	0.00%
AD/CO/CC	AD/CO/CC	3847	, ,	Open	01/30/23	0	0	0	01/04/23	IFD	\$10,025.00	\$2,500.00	24.94%
AD/CO/CC	AD/CO/CC	3849	, ,	Open	02/13/23	0	0	0	01/09/23	IFD	\$25,315.00	\$4,800.00	18.96%
AD/CO/CC	AD/CO/CC	3850	, ,	Final Draw	03/31/23	0	0	0	01/23/23	IFD	\$19,230.00	\$19,230.00	100.00%
AD/CO/CC	AD/CO/CC	3853	, ,	Open	03/14/23	0	0	0	03/14/23	IFD	\$3,010.00	\$0.00	0.00%
AD/CO/CC	AD/CO/CC	3854	, ,	Final Draw	06/02/23	0	0	0	03/14/23	IFD	\$50,000.00	\$50,000.00	100.00%

U.S. Department of Housing and Urban Development
Office of Community Planning and Development
Integrated Disbursement and Information System
Home Matching Liability Report

DATE: 07-01-23
TIME: 19:58
PAGE: 1

NEWTON, MA

Fiscal Year	Match Percent	Total Disbursements	Disbursements Requiring Match	Match Liability Amount
1998	25.0%	\$711,741.59	\$589,962.59	\$147,490.64
1999	25.0%	\$742,404.23	\$622,652.77	\$155,663.19
2000	25.0%	\$918,330.33	\$793,048.45	\$198,262.11
2001	25.0%	\$1,388,844.23	\$1,202,176.11	\$300,544.02
2002	25.0%	\$274,753.55	\$129,778.76	\$32,444.69
2003	25.0%	\$1,913,722.77	\$1,674,910.97	\$418,727.74
2004	25.0%	\$1,329,801.49	\$1,069,716.37	\$267,429.09
2005	25.0%	\$1,117,672.85	\$865,720.40	\$216,430.10
2006	25.0%	\$1,361,178.68	\$1,059,731.35	\$264,932.83
2007	25.0%	\$1,576,920.23	\$1,320,768.34	\$330,192.08
2008	25.0%	\$3,349,479.34	\$3,019,197.40	\$754,799.35
2009	25.0%	\$2,261,891.99	\$1,938,430.54	\$484,607.63
2010	25.0%	\$1,717,111.60	\$1,483,027.21	\$370,756.80
2011	25.0%	\$2,585,151.09	\$2,295,638.83	\$573,909.70
2012	25.0%	\$903,504.53	\$746,629.68	\$186,657.42
2013	25.0%	\$1,197,517.88	\$963,664.05	\$240,916.01
2014	25.0%	\$1,556,044.23	\$1,418,716.80	\$354,679.20

U.S. Department of Housing and Urban Development
 Office of Community Planning and Development
 Integrated Disbursement and Information System
 Home Matching Liability Report

2015	25.0%	\$1,849,380.37	\$1,671,185.13	\$417,796.28
2016	25.0%	\$1,088,294.46	\$882,903.05	\$220,725.76
2017	25.0%	\$2,045,964.12	\$1,891,074.59	\$472,768.64
2018	25.0%	\$1,162,419.65	\$1,023,081.39	\$255,770.34
2019	25.0%	\$1,306,417.33	\$1,114,819.60	\$278,704.90
2020	0.0%	\$1,323,246.18	\$1,037,047.09	\$0.00
2021	0.0%	\$749,042.50	\$533,415.92	\$0.00
2022	0.0%	\$1,176,681.00	\$1,000,100.09	\$0.00



Total Expenditures in FY23
\$36,269.84 (FY22 funds)
\$125,137.29 (FY23 funds)
\$161,407.13

U.S. Department of Housing and Urban Development
 Office of Community Planning and Development
 Integrated Disbursement and Information System
 PR91 - ESG Financial Summary

DATE: 07-04-23
 TIME: 21:48
 PAGE: 1

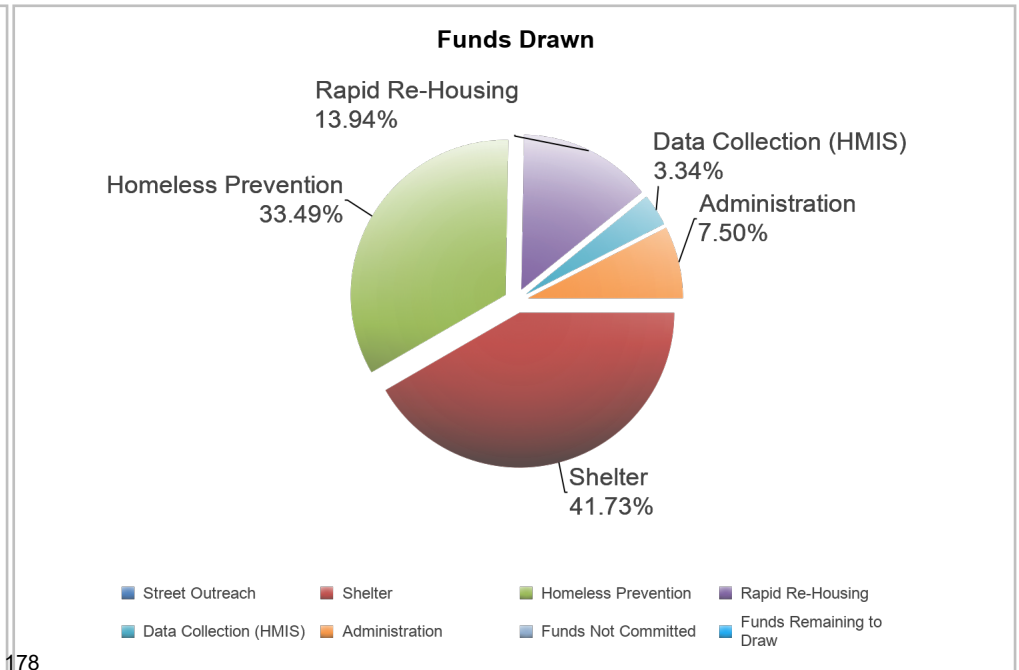
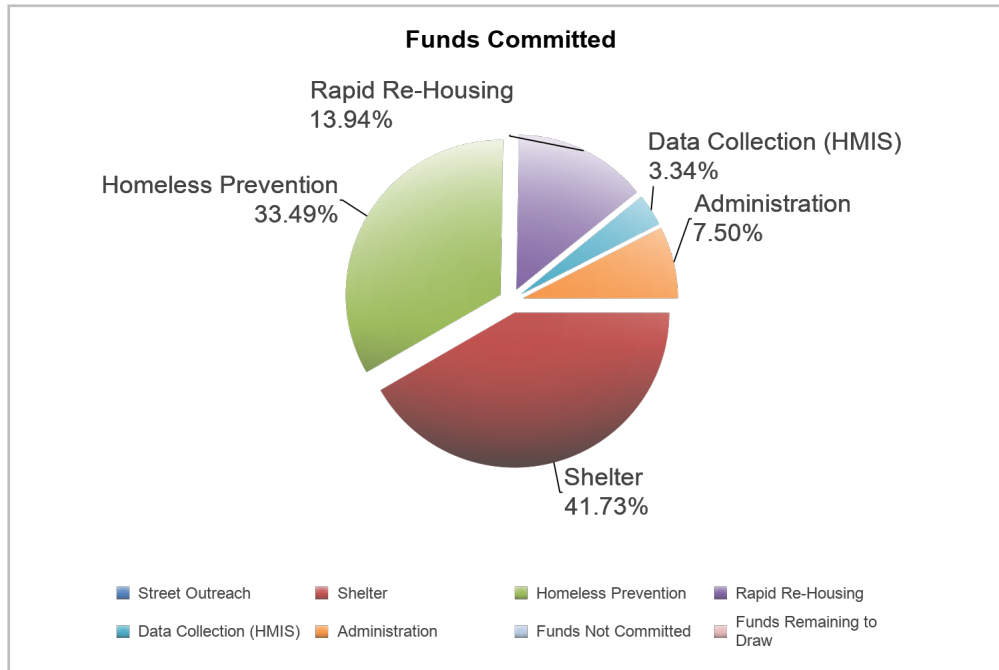
NEWTON, MA
 2020

ESG Program Level Summary

Grant Number	Total Grant Amount	Total Funds Committed	Total Funds Available to Commit	% of Grant Funds Not Committed	Grant Funds Drawn	% of Grant Funds Drawn	Available to Draw	% Remaining to Draw
E20MC250019	\$167,734.00	\$167,734.00	\$0.00	0.00%	\$167,734.00	100.00%	\$0.00	0.00%

ESG Program Components

Activity Type	Total Committed to Activities	% of Grant Committed	Drawn Amount	% of Grant Drawn
Street Outreach	\$0.00	0.00%	\$0.00	0.00%
Shelter	\$70,000.00	41.73%	\$70,000.00	41.73%
Homeless Prevention	\$56,170.78	33.49%	\$56,170.78	33.49%
Rapid Re-Housing	\$23,383.17	13.94%	\$23,383.17	13.94%
Data Collection (HMIS)	\$5,600.00	3.34%	\$5,600.00	3.34%
Administration	\$12,580.05	7.50%	\$12,580.05	7.50%
Funds Not Committed	\$0.00	0.00%	\$0.00	0.00%
Funds Remaining to Draw	\$0.00	0.00%	\$0.00	0.00%
Total	\$167,734.00	100.00%	\$167,734.00	100.00%





U.S. Department of Housing and Urban Development
 Office of Community Planning and Development
 Integrated Disbursement and Information System
 PR91 - ESG Financial Summary

DATE: 07-04-23
 TIME: 21:48
 PAGE: 2

NEWTON, MA
 2020

24-Month Grant Expenditure Deadline

All of the recipient's grant must be expended for eligible activity costs within 24 months after the date HUD signs the grant agreement with the recipient. Expenditure means either an actual cash disbursement for a direct charge for a good or service or an indirect cost or the accrual of a direct charge for a good or service or an indirect cost. This report uses draws in IDIS to measure expenditures. HUD allocated Fiscal Year 2011 ESG funds in two allocations. For FY2011, this Obligation Date is the date of the first allocation. This report does not list the Obligation Date, does not calculate the Expenditure Deadline, and does not track the Days Remaining for the FY 2011 second allocation.

Grant Amount: \$167,734.00

Grant Number	Draws to Date	HUD Obligation Date	Expenditure Deadline	Days Remaining to Meet Requirement Date	Expenditures Required
E20MC250019	\$167,734.00	09/04/2020	09/04/2022	(303)	\$0.00

60% Cap on Emergency Shelter and Street Outreach

The cap refers to the total amount of the recipient's fiscal year grant, allowed for emergency shelter and street outreach activities, is capped at 60 percent. This amount cannot exceed the greater of: (1) 60% of the overall grant for the year; or, (2) the amount of Fiscal Year 2010 ESG funds committed for homeless assistance activities. (Note: the HESG-CV grants are currently exempt from the 60% funding cap restrictions.)

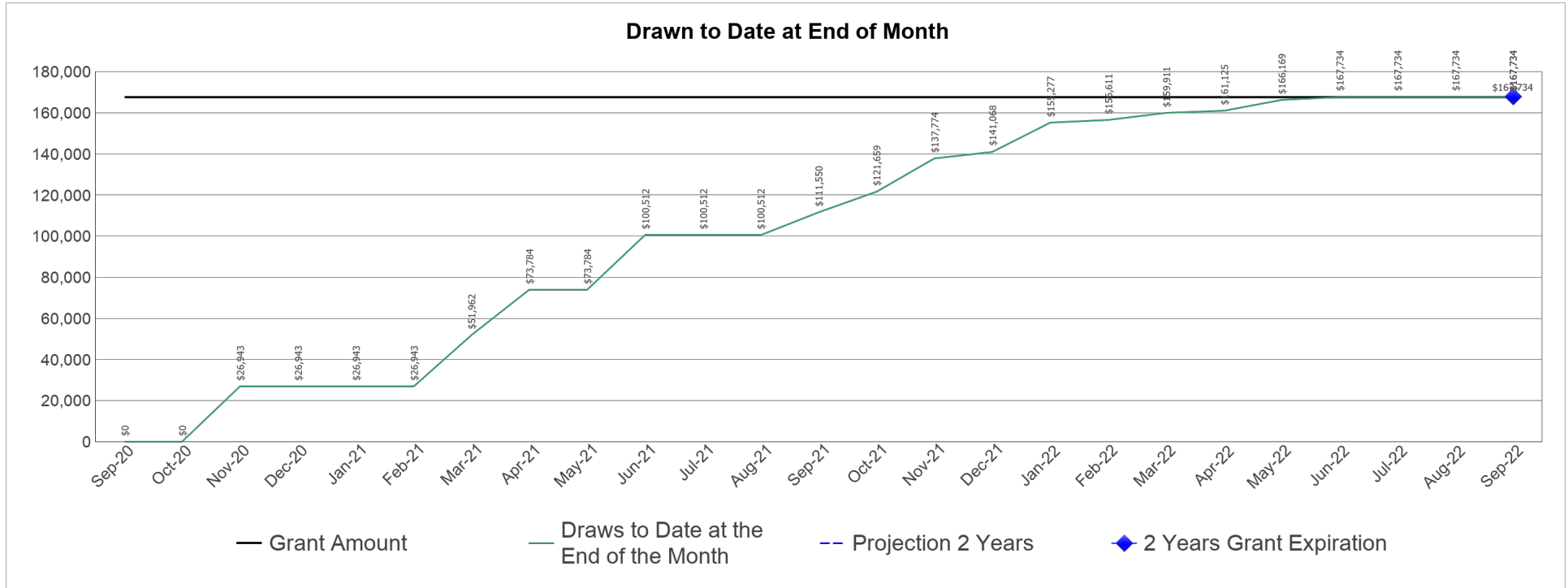
Amount Committed to Shelter	Amount Committed to Street Outreach	Total Amount Committed to Shelter and Street Outreach	% Committed to Shelter and Street Outreach	2010 Funds Committed to Homeless Assistance Activities	Total Drawn for Shelter and Street Outreach	% Drawn for Shelter and Street Outreach
\$70,000.00	\$0.00	\$70,000.00	41.73%	\$69,200.00	\$70,000.00	41.73%



NEWTON, MA
 2020

ESG Draws By Month (at the total grant level):

Grant Amount: 167,734.00



ESG Draws By Quarter (at the total grant level):

Quarter End Date	Draws for the Quarter	Draws to Date at the End of the Quarter	% Drawn for the Quarter	% Drawn to Date at End of Quarter
09/30/2020	\$0.00	\$0.00	0.00%	0.00%
12/31/2020	\$26,942.54	\$26,942.54	16.06%	16.06%
03/31/2021	\$25,019.63	\$51,962.17	14.92%	30.98%
06/30/2021	\$48,550.32	\$100,512.49	28.94%	59.92%
09/30/2021	\$11,037.50	\$111,549.99	6.58%	66.50%
12/31/2021	\$29,518.42	\$141,068.41	17.60%	84.10%
03/31/2022	\$18,842.82	\$159,911.23	11.23%	95.34%
06/30/2022	\$7,822.77	\$167,734.00	4.66%	100.00%
09/30/2022	\$0.00	\$167,734.00	0.00%	100.00%



U.S. Department of Housing and Urban Development
 Office of Community Planning and Development
 Integrated Disbursement and Information System
 PR91 - ESG Financial Summary

DATE: 07-04-23
 TIME: 21:48
 PAGE: 4

NEWTON, MA
 2020

ESG Subrecipient Commitments and Draws by Activity Category :

Subrecipient	Activity Type	Committed	Drawn
NEWTON	Administration	\$12,580.05	\$12,580.05
	Total	\$12,580.05	\$12,580.05
	Total Remaining to be Drawn	\$0.00	\$0.00
	Percentage Remaining to be Drawn	\$0.00	0.00%
REACH BEYOND DOMESTIC VIOLENCE, INC.	Shelter	\$21,250.00	\$21,250.00
	Data Collection (HMIS)	\$5,600.00	\$5,600.00
	Total	\$26,850.00	\$26,850.00
	Total Remaining to be Drawn	\$0.00	\$0.00
THE SECOND STEP, INC.	Shelter	\$21,250.00	\$21,250.00
	Homeless Prevention	\$6,500.00	\$6,500.00
	Total	\$27,750.00	\$27,750.00
	Total Remaining to be Drawn	\$0.00	\$0.00
COMMUNITY DAY CENTER OF WALTHAM	Shelter	\$16,500.00	\$16,500.00
	Total	\$16,500.00	\$16,500.00
	Total Remaining to be Drawn	\$0.00	\$0.00
	Percentage Remaining to be Drawn	\$0.00	0.00%
MIDDLESEX HUMAN SERVICE AGENCY (MHSA)	Shelter	\$0.00	\$0.00
	Total	\$0.00	\$0.00
	Total Remaining to be Drawn	\$0.00	\$0.00
	Percentage Remaining to be Drawn	\$0.00	100.00%
MIDDLESEX HUMAN SERVICES AGENCY (MHSA)	Shelter	\$11,000.00	\$11,000.00
	Total	\$11,000.00	\$11,000.00
	Total Remaining to be Drawn	\$0.00	\$0.00
	Percentage Remaining to be Drawn	\$0.00	0.00%
BROOKLINE COMMUNITY MENTAL HEALTH CENTER	Homeless Prevention	\$49,670.78	\$49,670.78
	Rapid Re-Housing	\$23,383.17	\$23,383.17
	Total	\$73,053.95	\$73,053.95
	Total Remaining to be Drawn	\$0.00	\$0.00
	Percentage Remaining to be Drawn	\$0.00	0.00%



U.S. Department of Housing and Urban Development
 Office of Community Planning and Development
 Integrated Disbursement and Information System
 PR91 - ESG Financial Summary

DATE: 07-04-23
 TIME: 21:48
 PAGE: 5

NEWTON, MA
 2020

ESG Subrecipients by Activity Category

Activity Type	Subrecipient
Shelter	REACH BEYOND DOMESTIC VIOLENCE, INC.
	THE SECOND STEP, INC.
	COMMUNITY DAY CENTER OF WALTHAM
	MIDDLESEX HUMAN SERVICE AGENCY (MHSA)
	MIDDLESEX HUMAN SERVICES AGENCY (MHSA)
Homeless Prevention	THE SECOND STEP, INC.
	BROOKLINE COMMUNITY MENTAL HEALTH CENTER
Rapid Re-Housing	BROOKLINE COMMUNITY MENTAL HEALTH CENTER
Data Collection (HMIS)	REACH BEYOND DOMESTIC VIOLENCE, INC.
Administration	NEWTON



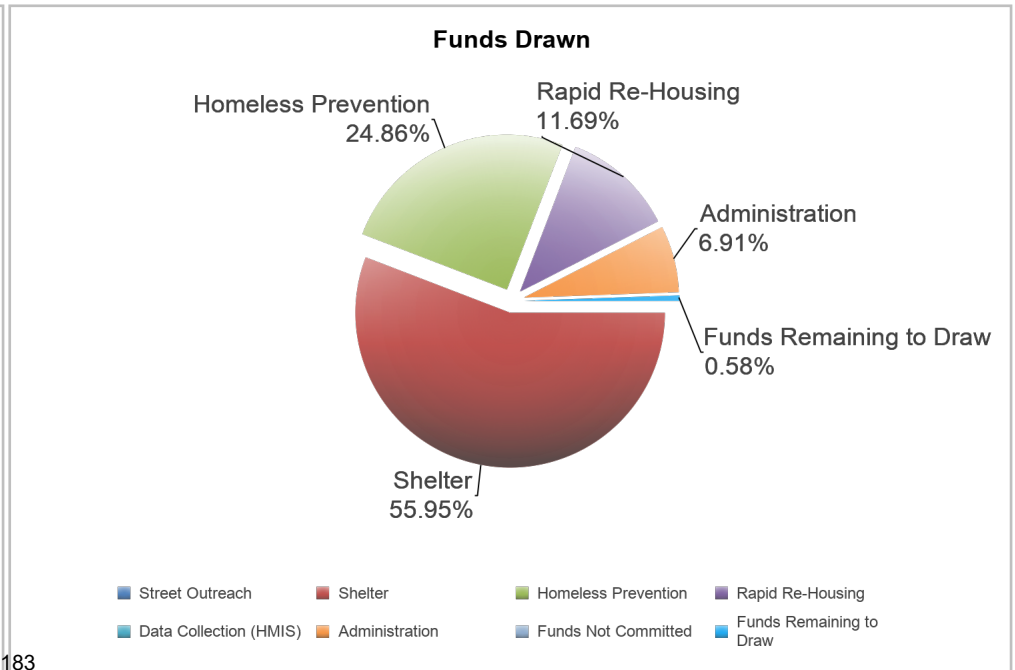
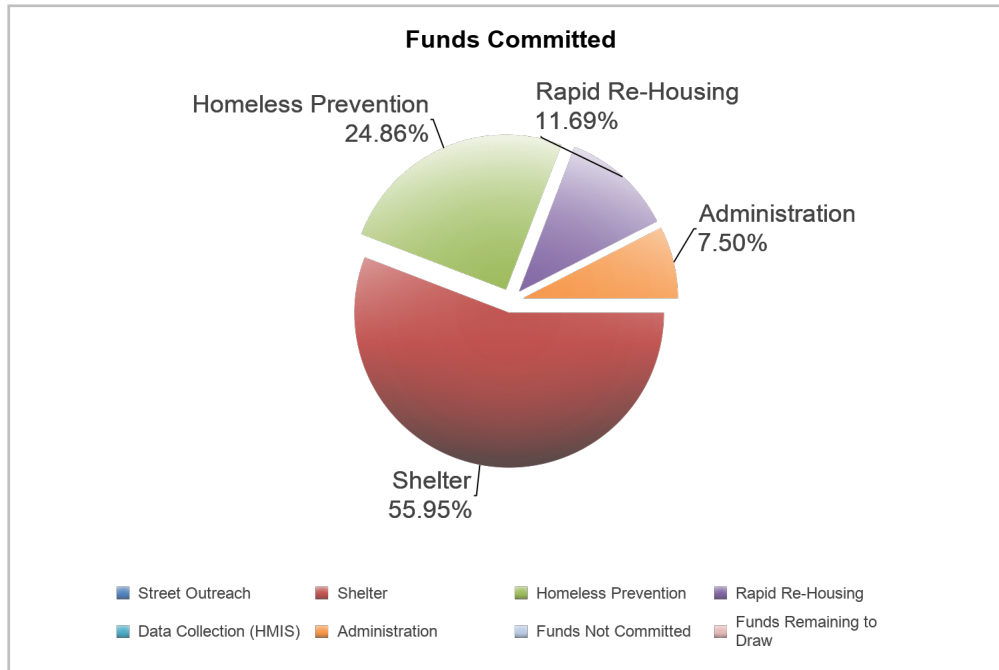
NEWTON, MA
 2021

ESG Program Level Summary

Grant Number	Total Grant Amount	Total Funds Committed	Total Funds Available to Commit	% of Grant Funds Not Committed	Grant Funds Drawn	% of Grant Funds Drawn	Available to Draw	% Remaining to Draw
E21MC250019	\$164,708.00	\$164,708.00	\$0.00	0.00%	\$163,747.47	99.42%	\$960.53	0.58%

ESG Program Components

Activity Type	Total Committed to Activities	% of Grant Committed	Drawn Amount	% of Grant Drawn
Street Outreach	\$0.00	0.00%	\$0.00	0.00%
Shelter	\$92,150.00	55.95%	\$92,150.00	55.95%
Homeless Prevention	\$40,950.00	24.86%	\$40,950.00	24.86%
Rapid Re-Housing	\$19,260.00	11.69%	\$19,260.00	11.69%
Data Collection (HMIS)	\$0.00	0.00%	\$0.00	0.00%
Administration	\$12,348.00	7.50%	\$11,387.47	6.91%
Funds Not Committed	\$0.00	0.00%	\$0.00	0.00%
Funds Remaining to Draw	\$0.00	0.00%	\$960.53	0.58%
Total	\$164,708.00	100.00%	\$164,708.00	100.00%





U.S. Department of Housing and Urban Development
 Office of Community Planning and Development
 Integrated Disbursement and Information System
 PR91 - ESG Financial Summary

DATE: 07-04-23
 TIME: 21:48
 PAGE: 7

NEWTON, MA
 2021

24-Month Grant Expenditure Deadline

All of the recipient's grant must be expended for eligible activity costs within 24 months after the date HUD signs the grant agreement with the recipient. Expenditure means either an actual cash disbursement for a direct charge for a good or service or an indirect cost or the accrual of a direct charge for a good or service or an indirect cost. This report uses draws in IDIS to measure expenditures. HUD allocated Fiscal Year 2011 ESG funds in two allocations. For FY2011, this Obligation Date is the date of the first allocation. This report does not list the Obligation Date, does not calculate the Expenditure Deadline, and does not track the Days Remaining for the FY 2011 second allocation.

Grant Amount: \$164,708.00

Grant Number	Draws to Date	HUD Obligation Date	Expenditure Deadline	Days Remaining to Meet Requirement Date	Expenditures Required
E21MC250019	\$163,747.47	08/06/2021	08/06/2023	33	\$960.53

60% Cap on Emergency Shelter and Street Outreach

The cap refers to the total amount of the recipient's fiscal year grant, allowed for emergency shelter and street outreach activities, is capped at 60 percent. This amount cannot exceed the greater of: (1) 60% of the overall grant for the year; or, (2) the amount of Fiscal Year 2010 ESG funds committed for homeless assistance activities. (Note: the HESG-CV grants are currently exempt from the 60% funding cap restrictions.)

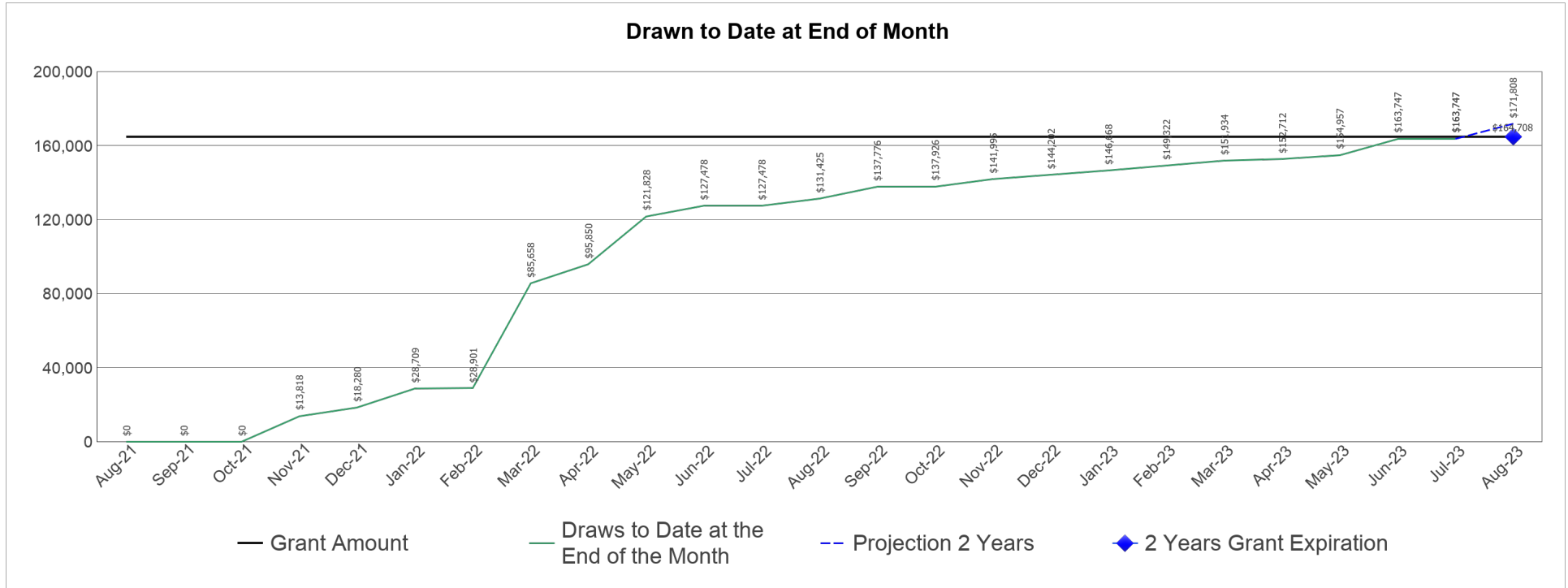
Amount Committed to Shelter	Amount Committed to Street Outreach	Total Amount Committed to Shelter and Street Outreach	% Committed to Shelter and Street Outreach	2010 Funds Committed to Homeless Assistance Activities	Total Drawn for Shelter and Street Outreach	% Drawn for Shelter and Street Outreach
\$92,150.00	\$0.00	\$92,150.00	55.95%	\$69,200.00	\$92,150.00	55.95%



NEWTON, MA
 2021

ESG Draws By Month (at the total grant level):

Grant Amount: 164,708.00



ESG Draws By Quarter (at the total grant level):

Quarter End Date	Draws for the Quarter	Draws to Date at the End of the Quarter	% Drawn for the Quarter	% Drawn to Date at End of Quarter
09/30/2021	\$0.00	\$0.00	0.00%	0.00%
12/31/2021	\$18,280.42	\$18,280.42	11.10%	11.10%
03/31/2022	\$67,377.72	\$85,658.14	40.91%	52.01%
06/30/2022	\$41,819.49	\$127,477.63	25.39%	77.40%
09/30/2022	\$10,297.99	\$137,775.62	6.25%	83.65%
12/31/2022	\$6,426.64	\$144,202.26	3.90%	87.55%
03/31/2023	\$7,731.69	\$151,933.95	4.69%	92.24%
06/30/2023	\$11,813.52	\$163,747.47	7.17%	99.42%
09/30/2023	\$0.00	\$163,747.47	0.00%	99.42%

\$10,297.99
 \$6,426.64
 \$7,731.69
 \$11,813.52
 \$36,269.84



U.S. Department of Housing and Urban Development
 Office of Community Planning and Development
 Integrated Disbursement and Information System
 PR91 - ESG Financial Summary

DATE: 07-04-23
 TIME: 21:48
 PAGE: 9

NEWTON, MA
 2021

ESG Subrecipient Commitments and Draws by Activity Category :

Subrecipient	Activity Type	Committed	Drawn
NEWTON	Administration	\$12,348.00	\$11,387.47
	Total	\$12,348.00	\$11,387.47
	Total Remaining to be Drawn	\$0.00	\$960.53
	Percentage Remaining to be Drawn	\$0.00	7.78%
BROOKLINE COMMUNITY MENTAL HEALTH CENTER	Homeless Prevention	\$40,950.00	\$40,950.00
	Rapid Re-Housing	\$19,260.00	\$19,260.00
	Total	\$60,210.00	\$60,210.00
	Total Remaining to be Drawn	\$0.00	\$0.00
	Percentage Remaining to be Drawn	\$0.00	0.00%
REACH Beyond Domestic Violence, Inc.	Shelter	\$23,000.00	\$23,000.00
	Total	\$23,000.00	\$23,000.00
	Total Remaining to be Drawn	\$0.00	\$0.00
	Percentage Remaining to be Drawn	\$0.00	0.00%
Community Day Center of Waltham, Inc.	Shelter	\$69,150.00	\$69,150.00
	Total	\$69,150.00	\$69,150.00
	Total Remaining to be Drawn	\$0.00	\$0.00
	Percentage Remaining to be Drawn	\$0.00	0.00%



U.S. Department of Housing and Urban Development
Office of Community Planning and Development
Integrated Disbursement and Information System
PR91 - ESG Financial Summary

DATE: 07-04-23
TIME: 21:48
PAGE: 10

NEWTON, MA
2021

ESG Subrecipients by Activity Category

Activity Type	Subrecipient
Shelter	REACH Beyond Domestic Violence, Inc.
	Community Day Center of Waltham, Inc.
Homeless Prevention	BROOKLINE COMMUNITY MENTAL HEALTH CENTER
Rapid Re-Housing	BROOKLINE COMMUNITY MENTAL HEALTH CENTER
Administration	NEWTON



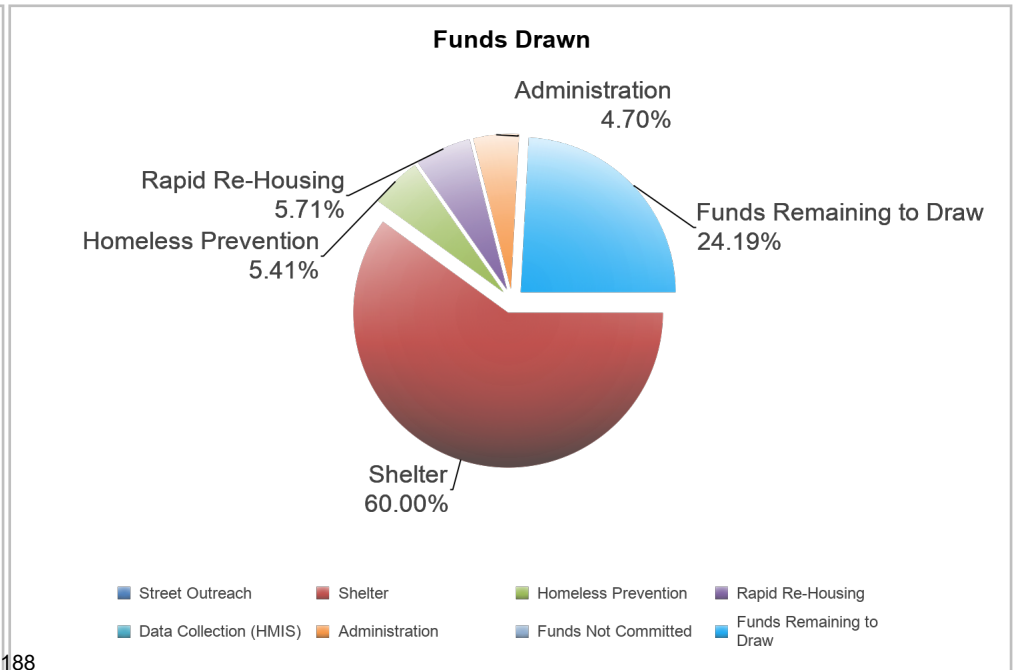
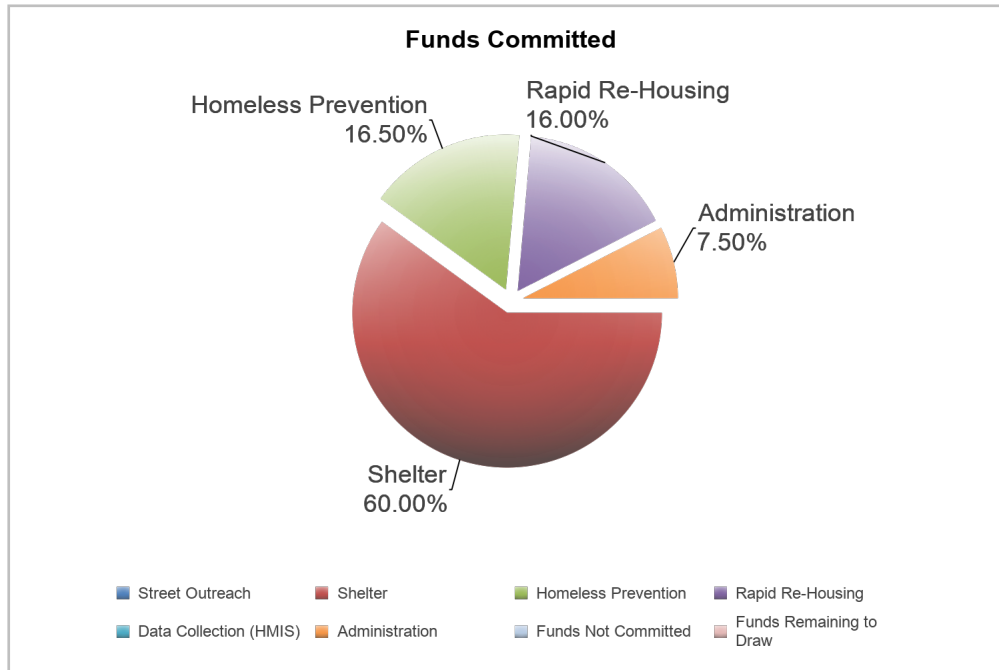
NEWTON, MA
 2022

ESG Program Level Summary

Grant Number	Total Grant Amount	Total Funds Committed	Total Funds Available to Commit	% of Grant Funds Not Committed	Grant Funds Drawn	% of Grant Funds Drawn	Available to Draw	% Remaining to Draw
E22MC250019	\$165,059.00	\$165,059.00	\$0.00	0.00%	\$125,137.29	75.81%	\$39,921.71	24.19%

ESG Program Components

Activity Type	Total Committed to Activities	% of Grant Committed	Drawn Amount	% of Grant Drawn
Street Outreach	\$0.00	0.00%	\$0.00	0.00%
Shelter	\$99,035.00	60.00%	\$99,035.00	60.00%
Homeless Prevention	\$27,235.00	16.50%	\$8,927.33	5.41%
Rapid Re-Housing	\$26,410.00	16.00%	\$9,422.26	5.71%
Data Collection (HMIS)	\$0.00	0.00%	\$0.00	0.00%
Administration	\$12,379.00	7.50%	\$7,752.70	4.70%
Funds Not Committed	\$0.00	0.00%	\$0.00	0.00%
Funds Remaining to Draw	\$0.00	0.00%	\$39,921.71	24.19%
Total	\$165,059.00	100.00%	\$165,059.00	100.00%





U.S. Department of Housing and Urban Development
 Office of Community Planning and Development
 Integrated Disbursement and Information System
 PR91 - ESG Financial Summary

DATE: 07-04-23
 TIME: 21:48
 PAGE: 12

NEWTON, MA
 2022

24-Month Grant Expenditure Deadline

All of the recipient's grant must be expended for eligible activity costs within 24 months after the date HUD signs the grant agreement with the recipient. Expenditure means either an actual cash disbursement for a direct charge for a good or service or an indirect cost or the accrual of a direct charge for a good or service or an indirect cost. This report uses draws in IDIS to measure expenditures. HUD allocated Fiscal Year 2011 ESG funds in two allocations. For FY2011, this Obligation Date is the date of the first allocation. This report does not list the Obligation Date, does not calculate the Expenditure Deadline, and does not track the Days Remaining for the FY 2011 second allocation.

Grant Amount: \$165,059.00

Grant Number	Draws to Date	HUD Obligation Date	Expenditure Deadline	Days Remaining to Meet Requirement Date	Expenditures Required
E22MC250019	\$125,137.29	09/16/2022	09/16/2024	440	\$39,921.71

60% Cap on Emergency Shelter and Street Outreach

The cap refers to the total amount of the recipient's fiscal year grant, allowed for emergency shelter and street outreach activities, is capped at 60 percent. This amount cannot exceed the greater of: (1) 60% of the overall grant for the year; or, (2) the amount of Fiscal Year 2010 ESG funds committed for homeless assistance activities. (Note: the HESG-CV grants are currently exempt from the 60% funding cap restrictions.)

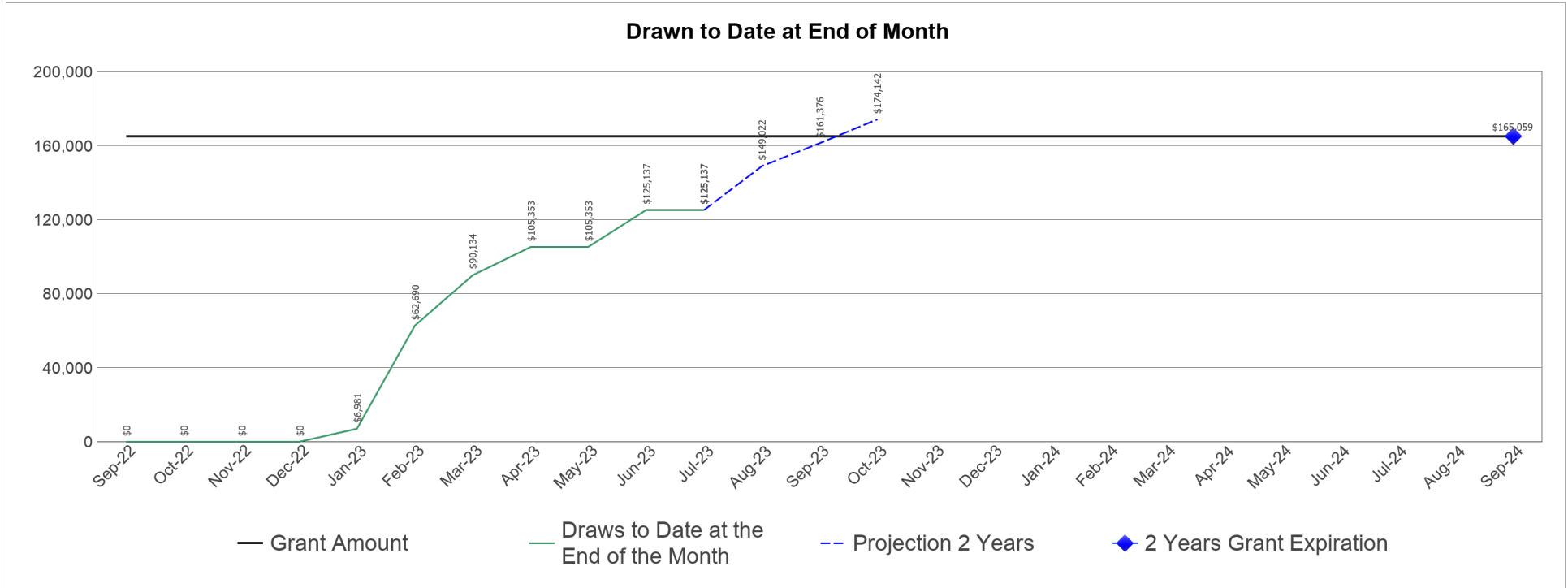
Amount Committed to Shelter	Amount Committed to Street Outreach	Total Amount Committed to Shelter and Street Outreach	% Committed to Shelter and Street Outreach	2010 Funds Committed to Homeless Assistance Activities	Total Drawn for Shelter and Street Outreach	% Drawn for Shelter and Street Outreach
\$99,035.00	\$0.00	\$99,035.00	60.00%	\$69,200.00	\$99,035.00	60.00%



NEWTON, MA
 2022

ESG Draws By Month (at the total grant level):

Grant Amount: 165,059.00



ESG Draws By Quarter (at the total grant level):

Quarter End Date	Draws for the Quarter	Draws to Date at the End of the Quarter	% Drawn for the Quarter	% Drawn to Date at End of Quarter
09/30/2022	\$0.00	\$0.00	0.00%	0.00%
12/31/2022	\$0.00	\$0.00	0.00%	0.00%
03/31/2023	\$90,134.24	\$90,134.24	54.61%	54.61%
06/30/2023	\$35,003.05	\$125,137.29	21.21%	75.81%
09/30/2023	\$0.00	\$125,137.29	0.00%	75.81%



U.S. Department of Housing and Urban Development
 Office of Community Planning and Development
 Integrated Disbursement and Information System
 PR91 - ESG Financial Summary

DATE: 07-04-23
 TIME: 21:48
 PAGE: 14

NEWTON, MA
 2022

ESG Subrecipient Commitments and Draws by Activity Category :

Subrecipient	Activity Type	Committed	Drawn
NEWTON	Administration	\$12,379.00	\$7,752.70
	Total	\$12,379.00	\$7,752.70
	Total Remaining to be Drawn	\$0.00	\$4,626.30
	Percentage Remaining to be Drawn	\$0.00	37.37%
THE SECOND STEP, INC.	Shelter	\$30,195.00	\$30,195.00
	Total	\$30,195.00	\$30,195.00
	Total Remaining to be Drawn	\$0.00	\$0.00
	Percentage Remaining to be Drawn	\$0.00	0.00%
MIDDLESEX HUMAN SERVICE AGENCY	Shelter	\$8,050.00	\$8,050.00
	Total	\$8,050.00	\$8,050.00
	Total Remaining to be Drawn	\$0.00	\$0.00
	Percentage Remaining to be Drawn	\$0.00	0.00%
COMMUNITY DAY CENTER OF WALTHAM	Shelter	\$38,650.00	\$38,650.00
	Total	\$38,650.00	\$38,650.00
	Total Remaining to be Drawn	\$0.00	\$0.00
	Percentage Remaining to be Drawn	\$0.00	0.00%
REACH BEYOND DOMESTIC VIOLENCE	Shelter	\$22,140.00	\$22,140.00
	Total	\$22,140.00	\$22,140.00
	Total Remaining to be Drawn	\$0.00	\$0.00
	Percentage Remaining to be Drawn	\$0.00	0.00%
BROOKLINE COMMUNITY MENTAL HEALTH CENTER	Homeless Prevention	\$27,235.00	\$8,927.33
	Rapid Re-Housing	\$26,410.00	\$9,422.26
	Total	\$53,645.00	\$18,349.59
	Total Remaining to be Drawn	\$0.00	\$35,295.41
	Percentage Remaining to be Drawn	\$0.00	65.79%



U.S. Department of Housing and Urban Development
Office of Community Planning and Development
Integrated Disbursement and Information System
PR91 - ESG Financial Summary

DATE: 07-04-23
TIME: 21:48
PAGE: 15

NEWTON, MA
2022

ESG Subrecipients by Activity Category

Activity Type	Subrecipient
Shelter	THE SECOND STEP, INC.
	MIDDLESEX HUMAN SERVICE AGENCY
	COMMUNITY DAY CENTER OF WALTHAM
	REACH BEYOND DOMESTIC VIOLENCE
Homeless Prevention	BROOKLINE COMMUNITY MENTAL HEALTH CENTER
Rapid Re-Housing	BROOKLINE COMMUNITY MENTAL HEALTH CENTER
Administration	NEWTON



U.S. Department of Housing and Urban Development
 Office of Community Planning and Development
 Integrated Disbursement and Information System
 PR91 - ESG-CV Financial Summary
 NEWTON, MA
 2020

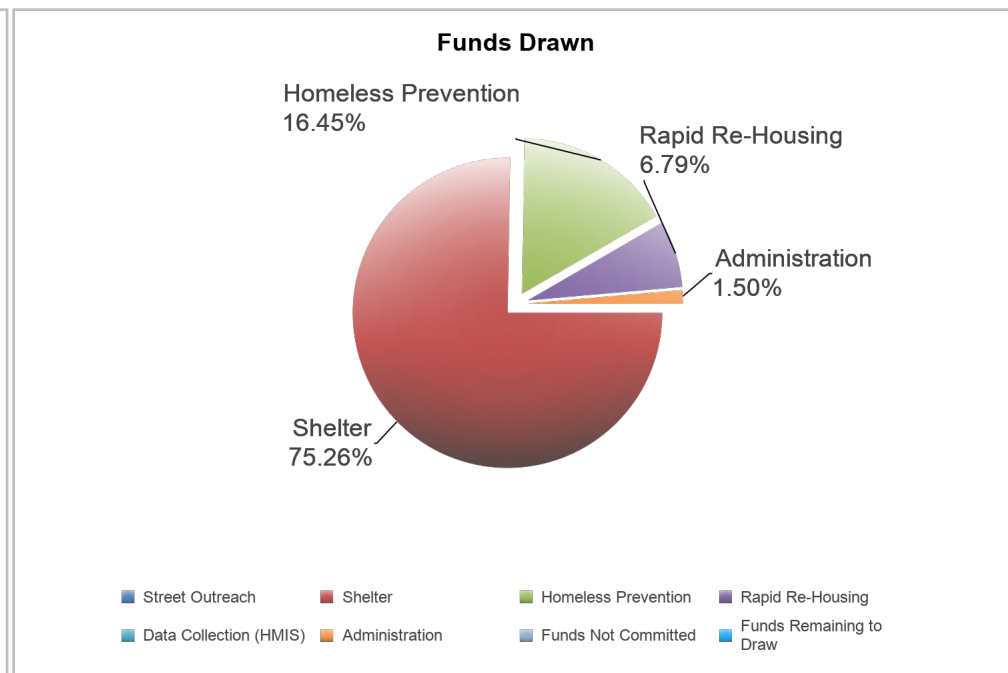
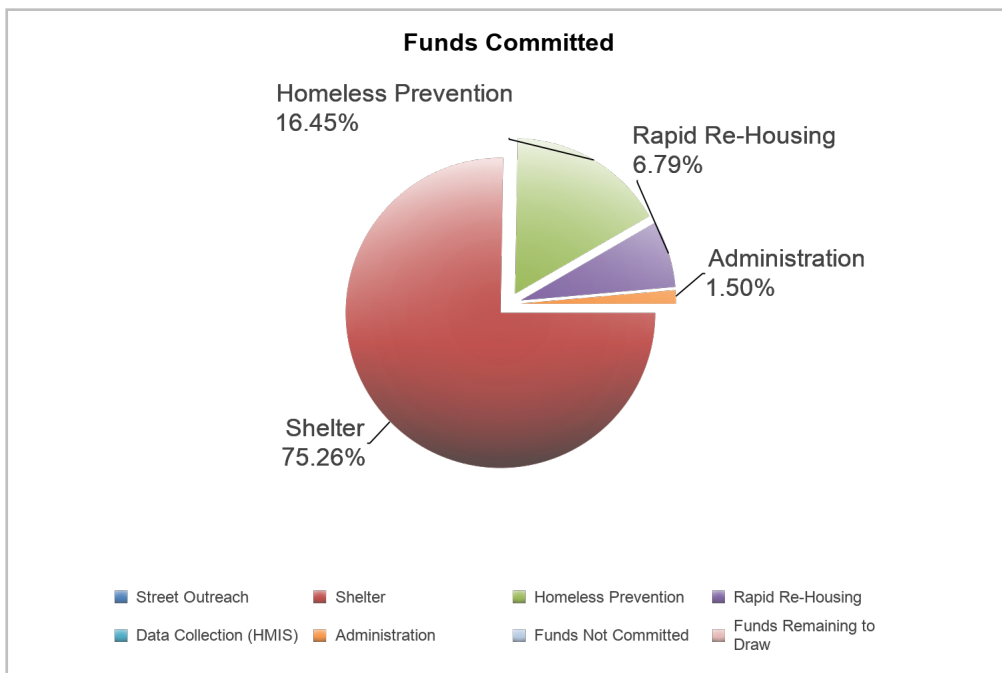
DATE: 07-05-23
 TIME: 20:04
 PAGE: 1

ESG-CV Program Level Summary

Grant Number	Total Grant Amount	Total Funds Committed	Total Funds Available to Commit	% of Grant Funds Not Committed	Grant Funds Drawn	% of Grant Funds Drawn	Available to Draw	% Remaining to Draw
E20MW250019	\$1,483,400.00	\$1,483,400.00	\$0.00	0.00%	\$1,483,400.00	100.00%	\$0.00	0.00%

ESG-CV Program Components

Activity Type	Total Committed to Activities	% of Grant Committed	Drawn Amount	% of Grant Drawn
Street Outreach	\$0.00	0.00%	\$0.00	0.00%
Shelter	\$1,116,430.00	75.26%	\$1,116,430.00	75.26%
Homeless Prevention	\$244,055.17	16.45%	\$244,055.17	16.45%
Rapid Re-Housing	\$100,664.83	6.79%	\$100,664.83	6.79%
Data Collection (HMIS)	\$0.00	0.00%	\$0.00	0.00%
Administration	\$22,250.00	1.50%	\$22,250.00	1.50%
Funds Not Committed	\$0.00	0.00%	\$0.00	0.00%
Funds Remaining to Draw	\$0.00	0.00%	\$0.00	0.00%
Total	\$1,483,400.00	100.00%	\$1,483,400.00	100.00%





24-Month Grant Expenditure Deadline

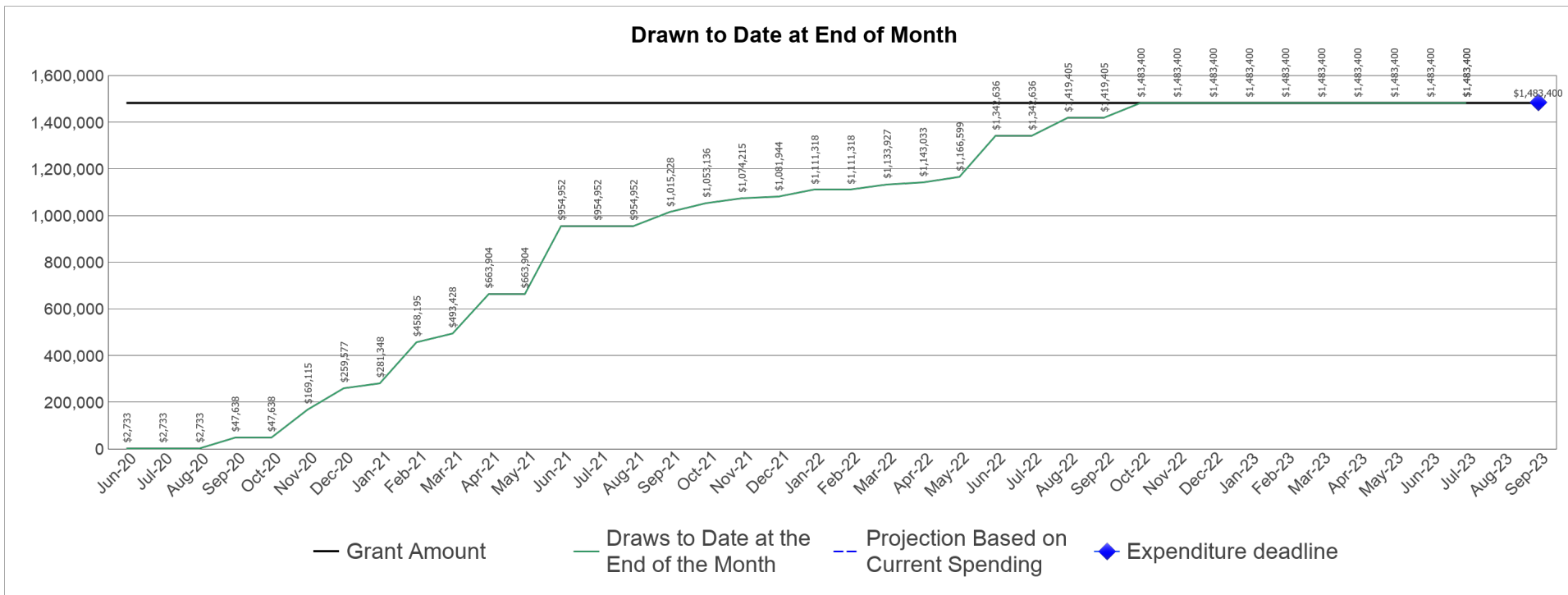
All of the recipient's grant must be expended for eligible activity costs within 24 months after the date HUD signs the grant agreement with the recipient. Expenditure means either an actual cash disbursement for a direct charge for a good or service or an indirect cost or the accrual of a direct charge for a good or service or an indirect cost. This report uses draws in IDIS to measure expenditures. HUD allocated Fiscal Year 2011 ESG funds in two allocations. For FY2011, this Obligation Date is the date of the first allocation. This report does not list the Obligation Date, does not calculate the Expenditure Deadline, and does not track the Days Remaining for the FY 2011 second allocation.

Grant Amount: \$1,483,400.00

Grant Number	Draws to Date	HUD Obligation Date	Expenditure Deadline	Days Remaining to Meet Requirement Date	Expenditures Required
E20MW250019	\$1,483,400.00	06/04/2020	09/30/2023	87	\$0.00

ESG Draws By Month (at the total grant level):

Grant Amount: 1,483,400.00



ESG-CV Draws By Quarter (at the total grant level):

Quarter End Date	Draws for the Quarter	Draws to Date at the End of the Quarter	% Drawn for the Quarter	% Drawn to Date at End of Quarter
06/30/2020	\$2,732.53	\$2,732.53	0.18%	0.18%
09/30/2020	\$44,905.28	\$47,637.81	3.03%	3.21%
12/31/2020	\$211,938.89	\$259,576.70	14.29%	17.50%



U.S. Department of Housing and Urban Development
 Office of Community Planning and Development
 Integrated Disbursement and Information System
 PR91 - ESG-CV Financial Summary
 NEWTON, MA
 2020

DATE: 07-05-23
 TIME: 20:04
 PAGE: 3

Quarter End Date	Draws for the Quarter	Draws to Date at the End of the Quarter	% Drawn for the Quarter	% Drawn to Date at End of Quarter
03/31/2021	\$233,851.09	\$493,427.79	15.76%	33.26%
06/30/2021	\$461,524.04	\$954,951.83	31.11%	64.38%
09/30/2021	\$60,276.64	\$1,015,228.47	4.06%	68.44%
12/31/2021	\$66,715.47	\$1,081,943.94	4.50%	72.94%
03/31/2022	\$51,983.20	\$1,133,927.14	3.50%	76.44%
06/30/2022	\$208,708.52	\$1,342,635.66	14.07%	90.51%
09/30/2022	\$76,769.34	\$1,419,405.00	5.18%	95.69%
12/31/2022	\$63,995.00	\$1,483,400.00	4.31%	100.00%
03/31/2023	\$0.00	\$1,483,400.00	0.00%	100.00%
06/30/2023	\$0.00	\$1,483,400.00	0.00%	100.00%
09/30/2023	\$0.00	\$1,483,400.00	0.00%	100.00%

CR-70 – ESG 91.520(g) - Assistance Provided and Outcomes

10. Shelter Utilization

Number of New Units - Rehabbed	0
Number of New Units - Conversion	0
Total Number of bed-nights available*	8,751
Total Number of bed-nights provided*	7,866
Capacity Utilization	89%

Table 11 – Shelter Capacity

**Due to COVID-19, many shelters were forced to decongregate and reduce the number of available beds in order to adhere to CDC's safety guidelines for social distancing. This is reflected in the data above and as a result, there was a lower utilization percentage.*

11. Project Outcomes Data measured under the performance standards developed in consultation with the CoC(s)

In conjunction with a review committee comprised of representatives from the Newton Department of Health and Human Services, City of Waltham, BoS CoC, and BNWW CoC homeless providers (non-ESG subrecipients), the City's Housing and Community Development Division review and evaluate responses to the Request for Proposals for ESG funding. Proposals are ranked based on the project's staff capacity, proposed outcomes, past performances, target population, and the most pressing needs in the region. Projects are funded on their successful operation and ability to promote housing stabilization.