

CITY OF NEWTON, MASSACHUSETTS
PURCHASING DEPARTMENT
purchasing@newtonma.gov
Fax (617) 796-1227

June 3, 2024

ADDENDUM #1
INVITATION FOR BID #24-76

MASON RICE SCHOOL ROOF REPLACEMENT

THIS ADDENDUM IS TO: PROVIDE PROJECT MANUAL AND DRAWING CHANGES AS SET FORTH IN THE ATTACHED.

All other terms and conditions of the IFB remain unchanged.

**PLEASE ENSURE THAT YOU ACKNOWLEDGE ALL ADDENDA ON YOUR
BID FORM. FAILURE TO ACKNOWLEDGE ALL ADDENDA COULD
RESULT IN REJECTION OF YOUR BID AS NONRESPONSIVE.**

Thank you.



Nicholas Read
Chief Procurement Officer



Design Associates, Inc.

60 LedgeWood Place, Rockland, Massachusetts 02370
Telephone 1-781-421-3480
Fax 1-339-461-1293

Addendum to the Bidding Documents
Mason – Rice Elementary School
Roof Replacement Project

Addendum No. 1
June 3, 2024

To: Prospective Bidders

This Addendum forms a part of the Contract Documents and modifies the Bidding Documents dated May 23, 2024 as noted below. Acknowledge receipt of this Addendum in the space provided on the Bid Form. Failure to do so may subject the Bidder to disqualification.

This Addendum consists of one (1) page and two (2) attachments, which are to be incorporated into the Bidding Documents:

Attachments:

A1.1 EXISTING / DEMOLITION PLAN dated 6/3/2024 (1 Page)
A2.1 ROOF RECOVER PLAN dated 6/3/2024" (1 Page)

Changes to the Project Manual:

Item No. A-1.01 – Section 07 53 23 Roofing (Adhered EPDM Roof System) – CLARIFICATION: All Plumbing scope of work of Section 22 00 01 Plumbing shall be part of Section 07 53 23 scope of work.

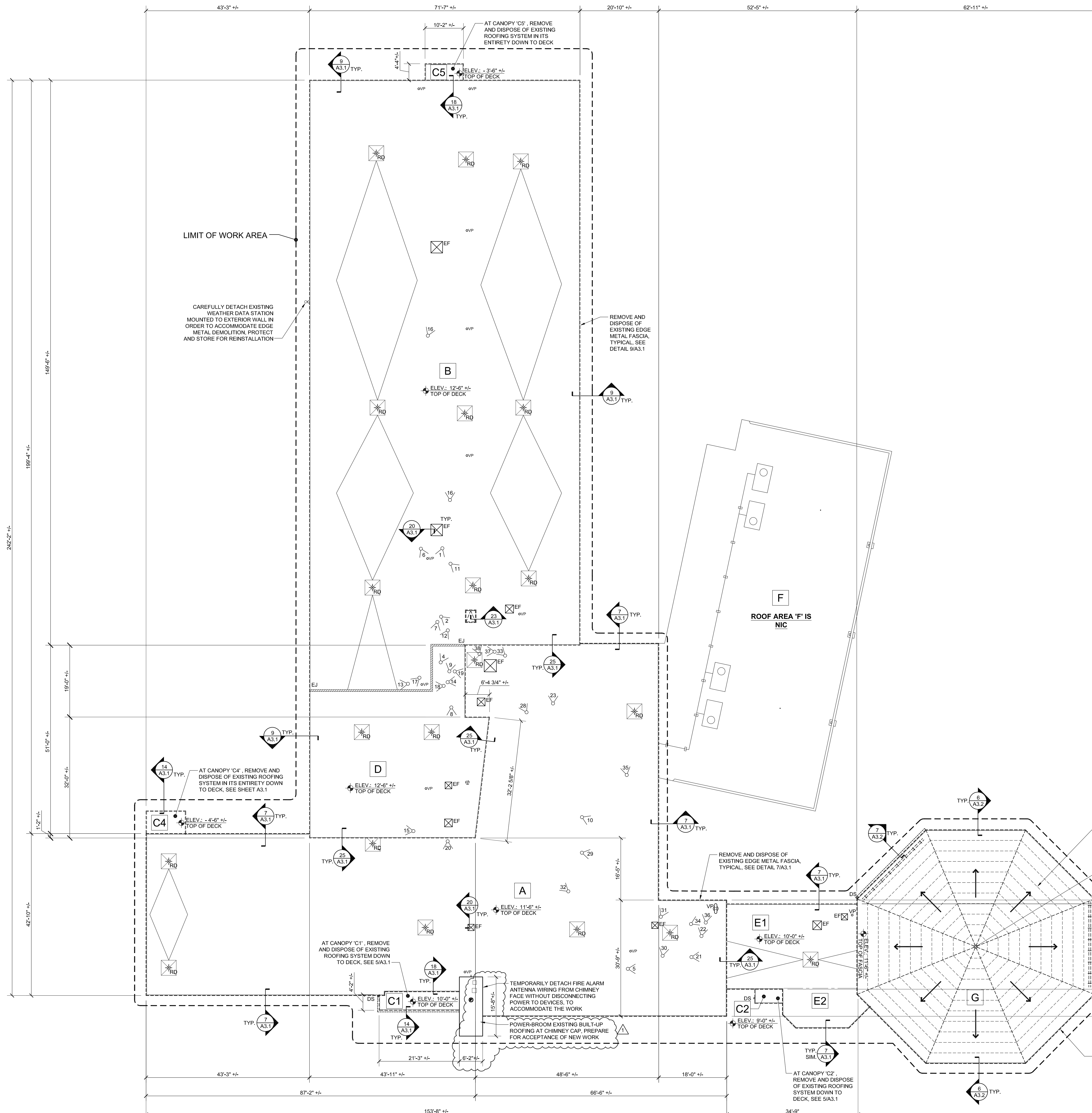
Item No. HVAC-1.01- Section 23 00 01 Heating, Ventilation and Air Conditioning – CLARIFICATION: The scope of work of Section 23 00 01 shall be provided by the Owner’s work forces, and will coordinate with Section 07 53 23

Item No. E-1.01- Section 26 00 00 Electrical - CLARIFICATION: The scope of work of Section 26 00 01 shall be provided by the Owner’s work forces and will coordinate with Section 07 53 23.

Changes to the Drawings:

Item No. A-1.02 - Drawing “**A1.1 EXISTING / DEMOLITION PLAN**”, **REPLACE** with Drawing “**A1.1 EXISTING / DEMOLITION PLAN** dated 6/3/2024” in its entirety.

Item No. A-1.03 - Drawing “**A2.1 ROOF RECOVER PLAN**”, **REPLACE** with Drawing “**A2.1 ROOF RECOVER PLAN** dated 6/3/2024” in its entirety.

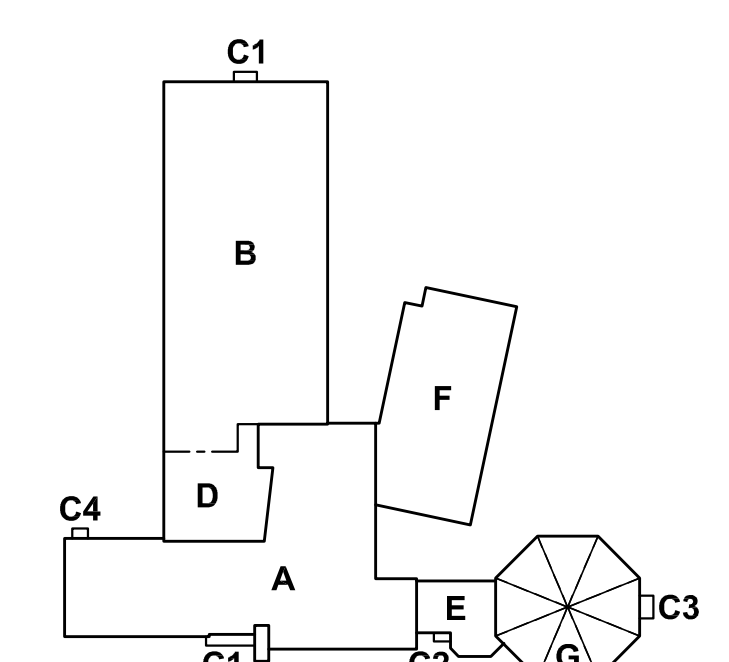


DEMOLITION LEGEND

- X ROOF AREA IDENTIFICATION TAG
- EF EXISTING HVAC EXHAUST FAN. TEMPORARY REMOVAL TO ACCOMMODATE THE WORK SHALL BE BY OWNER UNDER SEPARATE CONTRACT. ROOFER SHALL TEMPORARILY STORE AND PROTECT UNITS ON SITE, AND SHALL COORDINATE WITH OWNER AND OWNER'S VENDOR.
- RD EXISTING ROOF DRAIN WITH 4'-0" X 4'-0" +/- SUMP TO REMAIN
- oVP EXISTING PLUMBING VENT PIPE TO REMAIN. STRIP PVC PIPE WRAP FROM ENTIRE HEIGHT. PROTECT OPENING FROM DEBRIS DURING CONSTRUCTION, DO NOT BLOCK AIR FLOW
- DS REMOVE AND DISPOSE OF EXISTING 3"x4" METAL DOWNSPOUT AND SPLASH BLOCK
- [X] REMOVE AND DISPOSE OF EXISTING STEEL ROOF HATCH
- EXISTING EXPANSION JOINT TO REMAIN
- DISCONNECT EXISTING ALUMINUM BAR STYLE SNOW GUARD, STORE AND PROTECT FOR REINSTALLATION
- 0 PHOTO REFERENCE TAG, REFER TO DRAWINGS A4.1 & A4.2

NOTES:

1. THIS CONTRACT IS FOR ROOF RE-COVER. EXISTING ROOFING SYSTEM INCLUDING MEMBRANE SHALL REMAIN EXCEPT WHERE AS NOTED OTHERWISE AT ROOF AREAS 'C1' THROUGH 'C4' AND 'E'.
2. DRAWINGS ARE DERIVED FROM CONSTRUCTION DOCUMENTATION, PHOTOGRAPHS AND SITE VISITS. DUE TO THE NATURE OF AS-BUILT CONSTRUCTION, ALL DIMENSIONS AND CONDITIONS ARE +/- AND SHALL BE FIELD-VERIFIED BY THE CONTRACTOR.
3. FOR BIDDING PURPOSES, TOP OF FIRST FLOOR SLAB IS ELEVATION 0'-0". ROOF AREA ELEVATIONS SHOWN ARE APPROXIMATE.



Revisions:

No.	Date	Description
1	6/3/2024	CHIMNEY CAP

Project No.: NEW2401

Drawing Scale: AS NOTED

Submission: CONTRACT DOCUMENTS

Date: MAY 23, 2024

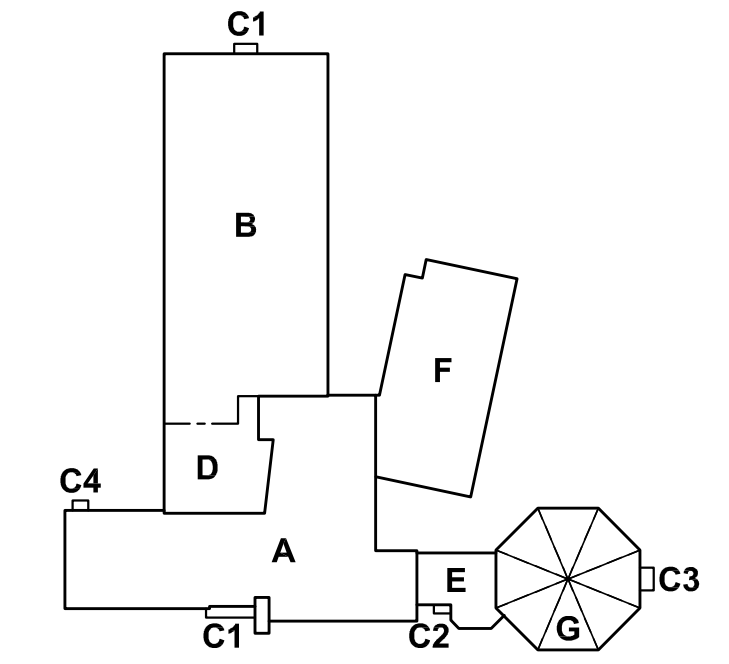
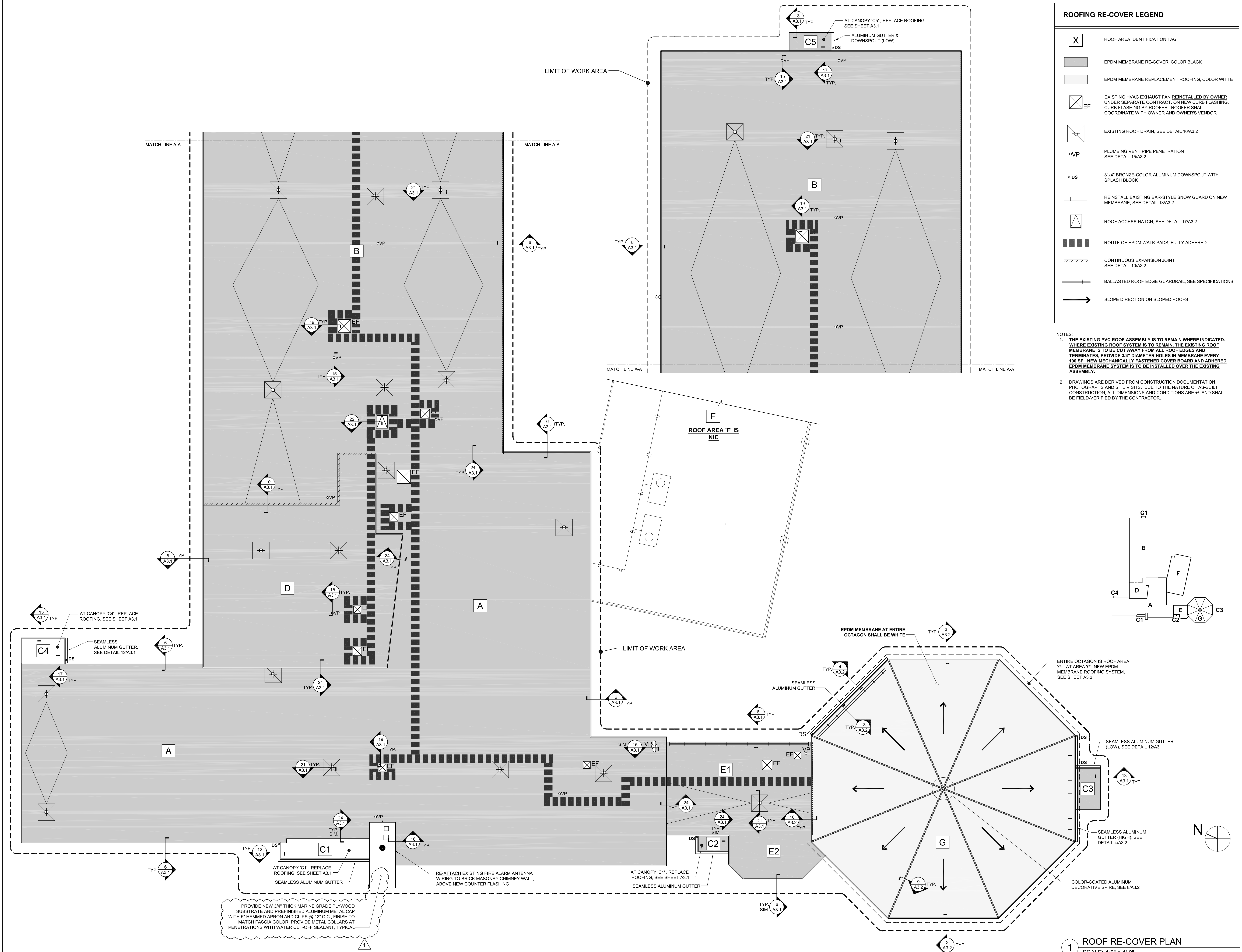
1 EXISTING ROOF SELECTIVE DEMOLITION PLAN
SCALE: 3/32" = 1'-0"

ROOFING RE-COVER LEGEND

- ROOF AREA IDENTIFICATION TAG
- EPDM MEMBRANE RE-COVER, COLOR BLACK
- EPDM MEMBRANE REPLACEMENT ROOFING, COLOR WHITE
- EXISTING HVAC EXHAUST FAN REINSTALLED BY OWNER UNDER SEPARATE CONTRACT. ON NEW CURB FLASHING. CURB FLASHING BY ROOFER. ROOFER SHALL COORDINATE WITH OWNER AND OWNER'S VENDOR.
- EXISTING ROOF DRAIN, SEE DETAIL 16/A3.2
- PLUMBING VENT PIPE PENETRATION SEE DETAIL 15/A3.2
- 3"x4" BRONZE-COLOR ALUMINUM DOWNSPOUT WITH SPLASH BLOCK
- REINSTALL EXISTING BAR-STYLE SNOW GUARD ON NEW MEMBRANE, SEE DETAIL 13/A3.2
- ROOF ACCESS HATCH, SEE DETAIL 17/A3.2
- ROUTE OF EPDM WALK PADS, FULLY ADHERED
- CONTINUOUS EXPANSION JOINT SEE DETAIL 10/A3.2
- BALLASTED ROOF EDGE GUARDRAIL, SEE SPECIFICATIONS
- SLOPE DIRECTION ON SLOPED ROOFS

NOTES:

- THE EXISTING PVC ROOF ASSEMBLY IS TO REMAIN WHERE INDICATED. WHERE EXISTING ROOF SYSTEM IS TO REMAIN, THE EXISTING ROOF MEMBRANE IS TO BE CUT AWAY FROM ALL ROOF EDGES AND TERMINATES, PROVIDE 3/4" DIAMETER HOLES IN MEMBRANE EVERY 100 SF. NEW MECHANICALLY FASTENED COVER BOARD AND ADHERED EPDM MEMBRANE SYSTEM IS TO BE INSTALLED OVER THE EXISTING ASSEMBLY.
- DRAWINGS ARE DERIVED FROM CONSTRUCTION DOCUMENTATION, PHOTOGRAPHS AND SITE VISITS. DUE TO THE NATURE OF AS-BUILT CONSTRUCTION, ALL DIMENSIONS AND CONDITIONS ARE +/- AND SHALL BE FIELD-VERIFIED BY THE CONTRACTOR.



PROVIDE NEW 3/4" THICK MARINE GRADE PLYWOOD SUBSTRATE AND PREFINISHED ALUMINUM METAL CAP WITH 5" HEMMED APRON AND CLIPS @ 12" O.C. FINISH TO MATCH FASCIA COLOR. PROVIDE METAL COLLARS AT PENETRATIONS WITH WATER CUT-OFF SEALANT, TYPICAL.

1 ROOF RE-COVER PLAN
SCALE: 1/8" = 1'-0"

Revisions:

No.	Date	Description
1	6/3/2024	CHIMNEY CAP

Project No.: NEW2401
Drawing Scale: 1/8" = 1'-0"
Submission: CONTRACT DOCUMENTS
Date: MAY 23, 2024