

CONSOLIDATED ANNUAL
PERFORMANCE AND
EVALUATION
REPORT

DRAFT

FOR THE
CITY OF NEWTON
HOUSING AND COMMUNITY DEVELOPMENT PROGRAM
AND THE
WESTMETRO HOME CONSORTIUM

JULY 1, 2023 – JUNE 30, 2024

posted 8.28.24

Table of Contents

FY24 Consolidated Annual Evaluation and Performance Report

| | |
|--|----|
| Executive Summary..... | 1 |
| CR-05 Goals and Outcomes | 13 |
| CR-10 Racial and Ethnic Composition of Families Assisted | 20 |
| CR-15 Resources and Investments..... | 22 |
| CR-20 Affordable Housing..... | 28 |
| CR-25 Homeless and Other Special Needs | 35 |
| CR-30 Public Housing | 41 |
| CR-35 Other Actions..... | 47 |
| CR-40 Monitoring..... | 57 |
| CR-45 CDBG..... | 59 |
| CR-50 HOME..... | 61 |
| CR-60 ESG Subrecipient Information | 66 |
| CR-70 ESG Assistance Provided and Outcomes..... | 70 |

Appendix

| | |
|--|-----|
| Newton and WestMetro HOME Consortium Monitoring Policies and Procedures..... | 71 |
| Sage Report..... | 74 |
| IDIS Report PR01 CDBG..... | 94 |
| IDIS Report PR01 CDBG-CV | 96 |
| IDIS Report PR01 HOME..... | 97 |
| IDIS Report PR03 | 99 |
| IDIS Report PR26 CDBG | 224 |
| IDIS Report PR26 CDBC-CV..... | 230 |
| IDIS Report PR59 | 235 |
| IDIS Report PR22 | 239 |
| IDIS Report PR33 | 243 |
| IDIS Report PR91 ESG..... | 245 |

Executive Summary

The FY24 (FFY23) Consolidated Annual Performance and Evaluation Report (CAPER) provides an analysis of the fourth year of the FY21-FY25 (FFY20-FFY24) Consolidated Plan—July 1, 2023 through June 30, 2024—for the City of Newton Community Development Block Grant program (CDBG), Emergency Solutions Grant (ESG) program, and the WestMetro HOME Consortium HOME Investment Partnerships program (HOME). These programs provided the City of Newton and 12 other communities in the WestMetro HOME Consortium with a total of \$4,106,037.51 in FY24 (FFY23) resources from The U.S. Department of Housing and Urban Development (HUD).

The CAPER is an assessment of how successful Newton and the Consortium communities were at meeting their goals as identified in the FY24 (FFY23) Annual Action Plan and the FY21-25 Consolidated Plan. In May of 2023 the City submitted the FY24 (FFY23) Annual Action Plan to HUD, which provided details to citizens, public and private agencies, and other interested parties on the program activities that were planned in response to the priority needs identified in the FY21-25 Consolidated Plan. The FY21-25 Consolidated Plan was developed to describe the use of CDBG, HOME, and ESG program funds for housing and community development activities in Newton and housing activities in the 12 other HOME Consortium communities (the towns of Bedford, Belmont, Brookline, Concord, Lexington, Natick, Needham, Sudbury, Watertown, Wayland, and the cities of Framingham and Waltham).

CDBG, ESG and HOME funds

The following table summarizes the amount of FY24 (FFY23) funds received, and the amount of funds expended in FY24, including funds from prior years:

| Source of Funds | Funds Received | Funds Expended |
|---------------------------|-----------------------|-----------------------|
| CDBG | \$2,237,841.56* | \$1,716,904.17 |
| HOME Consortium | \$1,703,807.95** | \$1,505,571.34 |
| Emergency Solutions Grant | \$164,388.00 | \$158,701.35 |
| Total | \$4,106,037.51 | \$3,381,176.86 |

*Includes \$373,538.56 in CDBG program income received during FY24 (FFY23)

**Includes \$61,202.95 in HOME program income received during FY24 (FFY23)

The following table shows the FY24 (FFY23) HOME funds received by Newton from the total WestMetro HOME Consortium funds listed above, and the amount of HOME funds the City expended in FY24, including funds from prior years:

| Program | Funds Received | Funds Expended |
|--------------------|----------------|----------------|
| Newton HOME Funds* | \$193,453.99 | \$58,499.99 |

In FY24 (FFY23), the City of Newton received \$2,237,841.56 in CDBG funds and expended \$1,716,904.17 in FY24 (FFY23) and prior year funds. The 13 communities of the WestMetro HOME Consortium received \$1,703,807.95 in HOME funds and expended \$1,505,571.34 in FY24 (FFY23) and prior year funds. From the WestMetro HOME Consortium funds, the City received \$193,453.99 in HOME funds and expended \$58,499.99 in FY24 (FFY23) and prior year funds. A total of \$164,388.00 in ESG funds was received by the City in FY24 and \$158,701.35 was expended in FY24 (FFY23) and prior year funds.

The Newton Housing and Community Development Division of the Planning Department (the Division) utilized these funds to meet the goals of the FY21-25 (FFY20-FFY24) Consolidated Plan and the FY24 (FFY23) Annual Action Plan. These goals include:

- Production of new affordable units
- Rehabilitation of existing units
- Support of affordable homeownership
- Preservation of affordable units
- Provision of supportive services to the homeless and at-risk of homelessness
- Increase awareness of fair housing policies and practices
- Provision of human services
- Implementation of architectural accessibility improvements for persons with disabilities

Goal: Production of affordable housing

Goal: Rehabilitation of housing

In FY24 (FFY23), CDBG and HOME funding allocated to the City of Newton continued to be used for a variety of programs and activities to preserve and expand affordable housing opportunities across the City. In alignment with the FY21-FY25 Consolidated Plan, the Division sought to fund affordable housing projects near amenities, village centers, and public transportation options to promote housing equality and economic and demographic diversity. The Division also looked to support projects that provide Newton seniors with opportunities to remain in the community as they age, as well as providing opportunities for affordable housing

for families. Additionally, the Division aimed to identify projects that would expand the stock of accessible and visitable housing.

In FY24, the Haywood House and Golda Meir House Expansion projects were fully occupied and closed out. Newton Housing Authority's (NHA) Haywood House, which was awarded FY20 and FY21 Newton CDBG funds, provides 55 new affordable rental units for seniors with incomes ranging from 30% to 99% Area Median Income (AMI). Three of the units are fully accessible and four units are designated for households that have been homeless or are at risk of homelessness. Haywood House also includes two elevators and community space for supportive services. Initial occupancy of the units occurred in May 2023 and the project was fully completed in the Winter of 2023.

The Golda Meir House is owned, developed, and managed by 2Life Communities. In FY21, the expansion project was awarded FY18, FY20, and FY21 HOME funds to support the construction of 57 one-bedroom apartments and 11 two-bedroom apartments. Of the 68 new units, 20 units are set aside for households earning 30% AMI and 25 units are set aside for households earning 50% AMI. All 45 of these units have project-based vouchers. The Section 8 vouchers associated with the 30% AMI units support nine non-age restricted units reserved for chronically homeless individuals with disabilities. To successfully provide permanent supportive housing, 2Life Communities partnered with Hearth, Inc., a nonprofit organization dedicated to the elimination of homelessness among the elderly through prevention, placement, and housing programs. Initial occupancy of the units occurred in April of 2023 and the project was completed in the Fall 2023.

In FY24, Newton continued to push forward the redevelopment of the West Newton Armory site on Washington Street into 100% affordable housing. After the City took ownership of the Armory in the Fall of 2021, Metro West Collaborative Development/Civico Development was selected as a development partner. The Metro West/Civico proposal includes 43 units of intergenerational housing affordable to households earning from 30% to 60% AMI. During FY23, the Planning and Development Board approved a commitment of \$930,000 in FY24 CDBG funds and FY24 HOME funds (\$132, 023.50), in addition to Inclusionary Zoning and Community Preservation Act funds, to develop the Armory into affordable housing with supportive services. The Armory project received its Chapter 40B Comprehensive Permit from the Newton Zoning Board of Appeals and submitted a One Stop Application to the Massachusetts Executive Office of Housing and Livable Communities (EOHLC) for LIHTC financing in January 2023. In May of 2023, the West Newton Armory was one of 27 projects awarded state and federal tax credits, subsidy funds, and ARPA funds by the Healey-Driscoll Administration. In FY24, the WestMetro HOME Consortium awarded \$630,000 in HOME-ARP funding to support one Armory unit, which

will serve an individual or family experiencing or at-risk of homelessness. Civico estimates that construction will begin in the Spring of 2025 and the project is expected to be completed in FY26.

Following a substantial amendment in mid-FY24, Newton committed financial resources to redevelop the Chetwynde Nursing Home at 1650 Washington Street into the West Newton Family Navigation Center. Upon completion, the Center will include 42 units of transitional housing for single parents and their children. This property will be leased by FamilyAid, an organization committed to preventing family homelessness by empowering parents and caregivers to secure and sustain housing. After completing the City's Administrative Site Plan Review process in early FY24, Newton's Affordable Housing Trust awarded \$500,000 to the project. The Planning & Development Board also approved the substantial amendment request to allocate \$750,000 in local CDBG funding to create an accessible pathway from the street to the entrance of the building. The former nursing home will be renovated to provide group and individual educational spaces, kitchen and dining areas, study lounges, and indoor and outdoor play areas alongside the 42 units of transitional housing. Family Aid plans to start construction in early FY25 and open the Family Navigation Center soon thereafter.

The City continued to explore the feasibility of redeveloping a parcel of land, recently acquired by Newton, into affordable housing. The site contains three existing homes and was purchased by the City through its one-time allocation of ARPA Funds. In FY23, Newton was awarded a \$235,000 EOHLC Housing Choice Grant to hire a consultant to assess the feasibility of redeveloping the site. Weston & Sampson was selected by the City through an RFP process to complete the feasibility study. In preparation for the study, the Planning and Development Department, with the help of the consulting team, commenced the City's Real Property Reuse process in FY24. The Council's Real Property ReUse Committee has voted to appoint a Joint Advisory Planning Group (JAPG) that will explore the uses of the property with the Planning Department and consulting team in FY25.

Newton also maintains its existing affordable housing stock and increases the number of lead safe properties through the CDBG Housing Rehabilitation Program. The Program addresses code violations and eligible repairs. One single-family homeowner residence, 135 Edinboro Street, was rehabilitated through the Program in FY24. The City also made progress on the rehabilitation of the former CAN-DO portfolio (16 rental units for low-income households across 7 properties). In FY24, Newton completed rehabilitation work on two former CAN-DO properties at 163 Jackson Road and 2148-2150 Commonwealth Avenue. The latter project will close out in early FY25.

Goal: Preservation of Affordable Units

In FY24 the City finished the rehabilitation of Cascap's Nonantum Village Place (NVP), which began in FY22. Following a substantial amendment, the City approved and committed \$100,000 in FY22 CDBG funds to the rehabilitation of Nonantum Village Place (NVP), a 100% affordable senior housing facility built in 2003 with funding through HUD's 202 Supportive Housing for the Elderly program, the City of Newton, Newton Housing Authority, and additional state and private funds. NVP is an architecturally detailed wood-frame building with 34 one-bedroom units and an on-site resident manager unit. Some building amenities include seven fully accessible units, a twelve-car parking lot, a community kitchen, dining room, large sitting room, laundry room, and staff offices. All units were built with universal design features to allow for aging in place. NVP is home to older adult households earning less than 50% AMI, with most residents earning less than 30% AMI. The rehabilitation included replacement of three levels of roofing; installation of new insulation, siding, and trim; upgraded air conditioning systems; and the painting of the entire building.

In FY24, the City also continued to advance the CAN-DO Acquisition and Preservation project through the second phase: property rehabilitation. In FY20 (FFY19), the Newton Housing Authority received CDBG and Community Preservation Act funding to acquire and preserve the CAN-DO affordable housing portfolio of 33 units across 12 scattered sites in Newton. The City awarded the Newton Housing Authority (NHA) a total of \$1,200,000 in combined FY19, FY20, and FY21 CDBG funds. The affordability of the housing was placed in jeopardy when CAN-DO disaffiliated from its management partner, Metro West Collaborative Development, in 2018. In FY21 (FFY20), the Newton Housing Authority officially closed on the acquisition of the portfolio. During the closing process, CAN-DO added an additional property (236 Auburn Street) to the sites to be acquired by the NHA. This increased the acquisition to 36 units across 13 scattered sites, 33 units of which were financed by \$648,648 in CDBG funds. Once the acquisition and debt reduction were complete in FY21, the City began working with the NHA to conduct lead testing and remediation where necessary, prepare project scopes of work, and begin the public procurement process to rehabilitate the properties, prioritizing the units with the greatest infrastructure and safety needs. As previously mentioned, the City completed rehabilitation work on 163 Jackson Road and 2148-2150 Commonwealth Avenue in FY24. The latter project will close out in early FY25. Several of the rehabilitation projects addressing the highest priority issues on former CAN-DO units came in under budget. The City and the NHA may discuss the possibility of using these leftover funds to make other necessary repairs to these same properties. The NHA also expects to submit one new application for a former CAN-DO property in FY25.

The Housing Authority maintains an additional 57 units of rental housing known as its Management Program (93 units in total, including the 36 CAN-DO units), which are all managed as affordable housing for individuals and families with low incomes. Unlike the NHA's public housing, this portfolio does not receive any subsidy or capital funds from HUD or EOHLIC. The NHA has used its own operating funds and occasional grants to maintain these properties throughout Newton. In 2019, the NHA commissioned a capital needs assessment of its 57 Management Program rental units at 13 properties. The assessment revealed significant needs at several properties, totaling \$2,924,044 in recommended Year 1 expenditures alone. The NHA has undertaken some of the recommended improvements but does not have adequate resources to address all the recommendations in the capital needs assessment. The City continues to work with the NHA through the Newton Housing Rehabilitation program to preserve the safety of, and improve the condition of, the Management Program portfolio.

In addition to the preservation of the CAN-DO portfolio, the City is actively preserving affordable senior housing at 2Life Communities' Coleman House with FY21 CDBG and FY22 HOME funds. These funds are being used to conduct a comprehensive rehabilitation of the building's mechanical systems and infrastructure, as well as accessibility design upgrades to each of the 146 units. The improvements will make the project more efficient and environmentally sustainable for the next several decades, as well as improving the quality of life for senior residents. Construction began in the Summer of 2021 and was expected to be completed in September of 2023. Contractors ran into unanticipated problems with the existing conditions, coupled with new fire and electric code requirements, that have pushed back the project timeline. In November 2023, members of the Newton Housing Trust voted to commit \$1,500,000 to assist with construction cost overruns generated by the extensive rehabilitation.

Goal: Support Affordable Homeownership

Newton's CDBG-funded Downpayment/Closing Cost Assistance program supports and expands sustainable homeownership among low- and moderate-income households in Newton. The program targets first-time homebuyers of new and existing deed restricted homeownership units. Four income-eligible homebuyers were assisted through the CDBG Downpayment/Closing Cost Assistance program in FY24.

Goal: Provision of supportive services to the homeless and at-risk of homeless

In FY24 (FFY23), four subrecipients were awarded Emergency Solutions Grant (ESG) funds to provide homelessness prevention, rapid rehousing, and shelter services to individuals and families that were experiencing homelessness or were at-risk of homelessness. These subrecipients include The Second Step, Brookline Center for Community Mental Health,

Community Day Center of Waltham, and REACH Beyond Domestic Violence. During the FY24 program year, these subrecipients collectively assisted approximately 276 individuals.

Goal: Increase awareness of fair housing policies and practices

Newton and the WestMetro HOME Consortium’s most recent (FY21-FY25) iteration of the [Analysis of Impediments to Fair Housing Choice \(AI\)](#) was submitted to HUD in FY21. The AI is an assessment of state and local government’s bylaws, ordinances, statutes, and administrative policies and local conditions that affect the location, availability, and accessibility of housing. In FY24, Newton continued to work with the Consortium to pursue the AI’s recommendations and strategies to provide greater housing access to all constituencies.

In FY23, the Consortium contracted with the Housing Discrimination Testing Program (HDTP) at Suffolk University Law School to conduct a two-year Fair Housing testing study throughout the 13 HOME communities. The study, which will include 130 tests, is designed to assess the level of race (black) and voucher-based discrimination in the rental housing market. Of the 86 tests that have been completed to date, 24 tests indicate discrimination. Suffolk University Law program has begun the complaint process with the Massachusetts Commission Against Discrimination. The goal of this process is to hold landlords responsible for discriminatory actions and work with them to prevent reoccurrence.

In FY24, the Newton Fair Housing Committee (FHC) partnered with the Suffolk School of Law Housing Discrimination Testing Program to educate the public about fair housing through two presentation format trainings. The first was a Landlord/Tenant Fair Housing Training and the second was “Fair Housing 101: Training for Real Estate Professionals.” Real estate professionals were targeted for this training session, but the FHC also invited local committees and commissions. A third training geared to policy and city leadership was hosted by Henry Korman of Counsel to Klein Hornig LLP.

Goal: Provision of human services

Goal 8: Provision of human services specific to aging in place

In FY24, fifteen subrecipients were awarded Community Development Block Grant (CDBG) funds to support their human service projects. These projects were focused on supporting and enhancing the lives of vulnerable low- and moderate-income individuals across the lifespan. The FY24 Human Services program focused on three key priority areas: Enrichment and Care for Vulnerable Youth, aged 0-18 Years; Stability and Self-Sufficiency for Vulnerable Adults, aged 19-61 Years; and Promoting Economic Security and Vitality for Older Adults, Aged 62+. The FY24 human service projects served individuals and families, youth and elderly, persons with disabilities, and survivors of domestic violence. Services included financial assistance for

summer camp, child-care, emergency payments for rent and utilities, residential services, mental health services, and wellness programming. The City's CDBG Human Services Program assisted a total of 1,366 individuals during the FY24 program year. Of the 1,366 individuals served, 31% were seniors aged 62 years and older who received assistance to age in place; 38% were adults aged 19 to 61 years old who received assistance regarding mental health, housing, and emergency payments; and 31% were children aged 18 and under who received childcare assistance.

Goal: Implementation of architectural accessibility improvements for persons with disabilities

During FY24, the City closed out Phase I of the Marty Sender Trail Installation, an accessible pathway located at the Auburndale Playground. On-going progress was also made on the McGrath accessible pathway project. In FY23, the Department of Parks, Recreation, & Culture (PRC) contracted with CDM Smith Inc. as the design architect for the construction of a fully accessible pathway around the perimeter of McGrath Park on Washington Street. The regional rise in material costs increased the project budget. To cover the additional expenses, the Community Preservation Committee voted to commit \$48,000 in CPA funds. An updated design of the park and perimeter was presented during the May meeting of the Mayor's Commission for People with Disabilities. The Department of Public Works (DPW) is moving toward final design construction documents and expects to go before the Conservation Commission and out for construction bid in December 2024.

In addition, construction was recently completed on the installation of accessible crossings at Langley Road, Warren Street, and Chase Street. The City Hall Campus Exterior Pedestrian Access Improvements project was also completed in FY24. This project created an accessible crossing to the elevator entrance of City Hall through the installation of two curb cuts. Both projects will close out in FY25.

WestMetro HOME Consortium Goals

In FY24 (FFY23), the WestMetro HOME Consortium received \$1,703,807.95 in HOME funds and expended \$1,505,571.34 in FY24 (FFY23) and prior year funds. Consortium communities shared three goals in FY24 (FFY23):

1. Tenant Based Rental Assistance,
2. Rehabilitation of existing units, and
3. Production of affordable units

Tenant Based Rental Assistance programs are administered in five of the HOME Consortium communities. The programs in Bedford, Wayland and Waltham provide security deposit assistance and the first or last month's rent for income eligible households. Waltham and

Framingham also offer full Tenant Based Rental Assistance programs that provide subsidies as vouchers to landlords to supplement the affordable rent paid by income-eligible households. Natick’s program helps residents make monthly payments. During this program year, 14 Tenant Based Rental Assistance cases were closed out. This total includes one family in Natick, seven families in Waltham, and six families in Framingham.

As previously mentioned, Newton’s HOME-funded Golda Meir House Expansion project was completed in FY24 and yielded 11 HOME assisted units for extremely low-income households.

Consortium member communities laid the groundwork and continued to make progress on affordable housing projects that will yield HOME-assisted units in subsequent fiscal years. For example, Brookline, Framingham, and Waltham each advanced public housing rehabilitation activities during the program year. Wayland is in the pre-development phase of work for a 60-unit affordable housing project.

CARES Act Funds and Programs

In FY20 (FFY19) the City of Newton received an allocation of funds through the Coronavirus Aid, Relief, and Economic Security Act (CARES Act) to prevent, prepare for, and respond to COVID-19. A total of \$1,743,641.00 in CDBG Program Supplemental (CDBG-CV) funds and \$1,483,400.00 in ESG Program Supplemental (ESG-CV) funds were received by the City. ESG-CV funds were fully expended in FY23, and the remaining CDBG-CV funds were expended in FY24.

| Program | Funds Received to Date | Funds Received in FY24 | Funds Expended in FY24 | Funds to Date |
|----------------|-------------------------------|-------------------------------|-------------------------------|-----------------------|
| CDBG-CV | \$1,743,641.00 | \$0 | \$257.06 | \$1,743,641.00 |
| ESG-CV | \$1,483,400.00 | \$0 | \$0 | \$1,483,400.00 |
| TOTAL | \$3,227,041.00 | \$0 | \$257.06 | \$3,227,041.00 |

HOME-ARP

In September of 2021, the WestMetro HOME Consortium was awarded \$5,406,962 through the American Rescue Plan (ARP) Act of 2021. HOME-ARP funds provide individuals or households who are homeless or at risk of homelessness with housing, rental assistance, supportive services, and non-congregate shelter to reduce homelessness and increase housing stability.

The Barrett Planning Group, on behalf of the WestMetro HOME Consortium, prepared the required [HOME-ARP Allocation Plan](#), which outlines the strategy and planned expenditures of federal HOME-ARP funds from the U.S. Department of Housing and Urban Development (HUD). To ensure that the Plan accounted for the most pressing homelessness and housing instability

needs, the Consortium conducted broad community outreach to engage stakeholders, advocates, and housing and homelessness service organizations. The Barrett Planning Group held virtual consultations with homelessness providers, housing authorities, fair housing organizations, disability organizations, housing developers, and many more providers and organizations across the Consortium. These consultations were conducted from October through December 2022 to gather data and input on the needs of households experiencing homelessness or who were at-risk of homelessness, as well as other vulnerable populations. Additionally, three virtual community meetings were held in December 2022 and a public survey was conducted to garner input from community members who could not attend the virtual meetings. Lastly, the Barrett Planning Group conducted an in-person consultation with the Community Day Center of Waltham to speak to their clients, most of whom are chronically homeless. The resulting analysis informed the HOME Consortium’s recommendations for funding priorities that were included in the HOME-ARP Allocation Plan approved by HUD in June 2023.

WestMetro HOME-ARP Allocation

| Eligible Activities | Funding Amount | Percent of Grant |
|--|-----------------------|-------------------------|
| Acquisition and Development or Rehabilitation of Affordable Rental Housing | \$2,545,918 | 47% |
| Acquisition and Development or Rehabilitation of Non-Congregate Shelters | \$1,000,000 | 18% |
| Supportive Services | \$750,000 | 14% |
| Tenant Based Rental Assistance | \$300,000 | 6% |
| Administration of Planning | \$811,044 | 15% |
| TOTAL Allocation | \$5,406,962 | 100% |

A total of \$811,044 HOME-ARP funds will be used for grant administration. On November 9, 2023, The WestMetro HOME Consortium released a Request for Proposals (RFP), making the remaining \$4,595,918 available for the following eligible activities:

- \$2,545,918 made available for the Acquisition and Development or Rehabilitation of Affordable Rental Housing
- \$1,000,000 made available for the Acquisition and Development or Rehabilitation of Non-Congregate Shelter
- \$750,000 made available for Supportive Services
- \$300,000 made available for Tenant-Based Rental Assistance

Prior to the February 9, 2024 proposal deadline, Newton staff held eight technical assistance sessions across the four categories of funding. In total, the Consortium received five (5) proposals for rental housing, zero (0) proposals for non-congregate shelter, nine (9) proposals for supportive services, and six (6) proposals for tenant-based rental assistance (TBRA). On March 14, 2024, the WestMetro HOME Consortium met to decide on funding allocations. The Consortium voted to reallocate \$200,000 to rental housing and \$400,000 to both supportive services and TBRA. The Consortium then voted on the following allocations. HOME-ARP funds must be expended by September 30, 2030.

| HOME-ARP Allocation Recommendations | | |
|---|--|--------------------|
| Agency | Project | Award |
| Rental Housing | | |
| Framingham Housing Authority | Carlson Cross East (Framingham) | \$1,050,000 |
| MetroWest Collaborative Development | West Newton Armory (Newton) | \$630,000 |
| Needham Housing Authority | 138-188 Linden Street (Needham) | \$565,918 |
| Planning Office of Urban Affairs | Saint Ann's Senior Village (Wayland) | \$500,000 |
| Subtotal | | \$2,745,918 |
| Supportive Services | | |
| Family Promise MetroWest | Homelessness Services | \$236,667 |
| RIA, Inc. | Sisters Leading Sisters | \$200,000 |
| MetroWest Mediation Services | Eviction Prevention through Mediation Services in the Courts and Community | \$166,666 |
| WATCH CDC | WATCH Wrap-Around Program | \$146,667 |
| Watertown Housing Authority | Stabilization Assistance Program | \$136,666 |
| Housing Families | Homelessness Prevention & Legal Services | \$136,667 |
| Brookline Center for Community Mental Health | HOME-ARP Supportive Services | \$126,667 |
| Subtotal | | \$1,150,000 |
| Tenant-Based Rental Assistance | | |
| RIA, Inc. | Survivor Directed Housing | \$170,000 |
| Family Promise MetroWest | Homelessness Assistance | \$170,000 |
| MetroWest Collaborative Development | Emergency Rental Assistance | \$120,000 |
| Brookline Center for Community Mental Health | HOME-ARP TBRA Program | \$80,000 |
| Brookline Community Development Corporation | Housing Unhoused Students | \$80,000 |
| WATCH CDC | WATCH Tenant Assistance | \$80,000 |
| Subtotal | | \$700,000 |
| TOTAL | | \$4,595,918 |

CR-05 - Goals and Outcomes

Progress the jurisdiction has made in carrying out its strategic plan and its action plan. 91.520(a)

The City of Newton receives Community Development Block Grant (CDBG), HOME Investment Partnership (HOME) and Emergency Solutions Grant (ESG) funds from the U.S. Department of Housing and Urban Development (HUD). These funds are utilized to address housing and community development needs in the City of Newton and housing needs in the WestMetro HOME Consortium communities. The FY24 (FFY23) Annual Action Plan identified nine goals for the City of Newton. These goals include administration, production of new affordable units, preservation of affordable units, support of affordable homeownership, rehabilitation of affordable housing, provision of supportive services to the homeless and at-risk of homelessness, increase awareness of fair housing policies and practices, provision of human services, and implementation of architectural accessibility improvements for persons with disabilities.

The City of Newton also received a supplemental allocation of funds in FY20 (FFY19) and FY21 (FFY20) that was authorized by the Coronavirus Aid, Relief, and Economic Security Act (CARES Act) to prevent, prepare for, and respond to COVID-19. These funds are tied to the FY20 (FFY19) Annual Action Plan and FY16-20 Consolidated Plan through a substantial amendment, but the progress made on CARES Act projects is reported in the narrative of subsequent CAPERs.

The HOME Consortium communities share six goals: administration, tenant based rental assistance, rehabilitation of existing units, production of affordable units, CHDO-set aside, and CHDO operations. The progress that the City and the HOME Consortium has made in advancing these goals is addressed in Table 1- Accomplishments – Program Year and Strategic Plan to Date, and the accompanying narrative.

Comparison of the proposed versus actual outcomes for each outcome measure submitted with the consolidated plan and explain, if applicable, why progress was not made toward meeting goals and objectives. 91.520(g)

Please see data and assessment below.

CR-05: Goals and Outcomes for City of Newton & WestMetro HOME Consortium for FY24

| Name of Goal | Category of Goal | Start Fiscal Year | End Fiscal Year | Goal Outcome Indicator (GOI) | GOI Unit of Measure | Outcome Expected FY24 | Actual Outcome FY24 | Percent Complete | Expected Outcome FY21-25 | Actual Outcome FY21-25 | Percent Complete |
|--|---|-------------------|-----------------|---|---------------------------|-----------------------|---------------------|------------------|--------------------------|------------------------|------------------|
| NEWTON | | | | | | | | | | | |
| Administration | Affordable housing; Non-homeless special needs; Non-housing community development | 2021 | 2025 | 23- Other (Organization) | 23- Other (Organization) | 1 | 1 | 100% | 1 | 1 | 100% |
| Production of New Affordable Units | Affordable housing | 2021 | 2025 | 7-Rental units constructed | 7-Household housing unit | 124 | 66 | 53.23% | 20 | 74 | 370.00% |
| | | | | 9-Homeowner housing added | 9-Household housing unit | 0 | 0 | 0% | 1 | 0 | 0.00% |
| Support Affordable Homeownership | Affordable housing | 2021 | 2025 | 11-Direct financial assistance to homebuyers | 11-Households assisted | 3 | 4 | 133.33% | 8 | 16 | 200.00% |
| Rehabilitation of Existing Units | Affordable housing | 2021 | 2025 | 8-Rental units rehabilitated | 8-Household housing unit | 3 | 0 | 0% | 29 | 0 | 0% |
| | | | | 10-Homeowner housing rehabilitated | 10-Household housing unit | 7 | 1 | 0% | 12 | 5 | 50.00% |
| Preservation of Affordable Units | Affordable housing | 2021 | 2025 | 23-Other - please specify | 23-Other - please specify | 181 | 35 | 19.34% | 33 | 40 | 121.29% |
| Fair Housing | Affordable housing | 2021 | 2025 | 23-Other - please specify | 23-Other - please specify | 1 | 1 | 100% | 4 | 2 | 50.00% |
| Supportive Services for Homeless and At-Risk of Homelessness | Homeless | 2021 | 2025 | 23-Other - please specify | 23-Other - please specify | 390 | 276 | 45.83% | 769 | 1,392 | 181.01% |
| Human Services | Non-homeless special needs | 2021 | 2025 | 3-Public service activities other | 3-Persons assisted | 2,247 | 1,386 | 66.84% | 2,500 | 7,773 | 310.92% |
| Architectural Access | Non-housing community development | 2021 | 2025 | 1-Public Facility or Infrastructure Activities other than Low/Moderate Income Housing Benefit | 1-Persons Assisted | 1,408 | 352 | 25.00% | 15,000 | 3,011 | 20.07% |

| Name of Goal | Category of Goal | Start Fiscal Year | End Fiscal Year | Goal Outcome Indicator (GOI) | GOI Unit of Measure | Outcome Expected FY24 | Actual Outcome FY24 | Percent Complete | Expected Outcome FY21-25 | Actual Outcome FY21-25 | Percent Complete |
|--|--------------------|-------------------|-----------------|---|---------------------------|-----------------------|---------------------|------------------|--------------------------|------------------------|------------------|
| HOME CONSORTIUM | | | | | | | | | | | |
| Administration | Affordable housing | 2021 | 2025 | 23- Other (Organization) | 23-Other (Organizations) | 9 | 8 | 88.89% | 9 | 9 | 100.00% |
| Tenant Based Assistance for Rental Housing | Affordable housing | 2021 | 2025 | 12-Tenant-based rental assistance / rapid rehousing | 12-Households Assisted | 30 | 14 | 46.67% | 150 | 159 | 106.00% |
| Rehabilitation of Existing Units | Affordable housing | 2021 | 2025 | 8-Rental units rehabilitated | 8-Household housing unit | 27 | 0 | 0.00% | 83 | 10 | 12.05% |
| | | | | 10-Homeowner housing rehabilitated | 8-Household housing unit | 0 | 0 | 0.00% | 3 | 0 | 0.00% |
| Production of Affordable Units | Affordable housing | 2021 | 2025 | 7-Rental units constructed | 12-Households Assisted | 11 | 0 | 0.00% | 86 | 13 | 15.12% |
| | | 2021 | 2025 | 9-Homeowner housing added | 12-Households Assisted | 0 | 0 | 0% | 0 | 0 | 0.00% |
| CHDO-Set Aside | Affordable housing | 2021 | 2025 | 8-Rental units rehabilitated | 8-Household housing unit | 0 | 0 | 0% | 3 | 0 | 0.00% |
| | | 2021 | 2025 | 7-Rental units constructed | 8-Household housing unit | 0 | 0 | 0% | 7 | 0 | 0.00% |
| CHDO Operations | Affordable housing | 2021 | 2025 | 23 - Other (Organization) | 23 - Other (Organization) | 1 | 1 | 100% | 1 | 1 | 100% |

Assess how the jurisdiction’s use of funds, particularly CDBG, addresses the priorities and specific objectives identified in the plan, giving special attention to the highest priority activities identified.

In FY24 (FFY23), Newton and the HOME Consortium utilized CDBG, HOME, and ESG funds to address the priorities identified in the FY21-FY25 Consolidated Plan and the FY24 Annual Action Plan.

Relative to the production of new affordable housing, construction was completed on two projects that received prior years CDBG and HOME funds from the City. The first is the Newton Housing Authority’s (NHA) Haywood House project, which provides 55 new affordable units for seniors. Initial occupancy of Haywood House took place in May 2023, and the project was completed in the Winter of 2023. The second project is the expansion of the Golda Meir House that is owned, developed, and managed by 2Life Communities. In FY21, the project was awarded FY18, FY20, and FY21 HOME funds to support the construction of 57 one-bedroom apartments and 11 two-bedroom apartments. Of the 68 new units, 20 units are set aside for households earning 30% AMI and 25 units are set aside for households earning 50% AMI. All 45 of these units will have project-based vouchers. The Section 8 vouchers associated with the 30% AMI units support nine non-age restricted units for chronically homeless individuals with disabilities. Eleven of these 68 units are HOME-assisted. Initial occupancy of the units occurred in April 2023 and the project was completed in the Fall of 2023.

Additional funding commitments were also made to a third housing production project, the West Newton Armory. In FY24, the WestMetro HOME Consortium awarded \$630,000 in HOME-ARP funding to support one Armory unit, which will serve an individual or family experiencing or most at-risk of homelessness. Prior commitments include: \$930,000 in FY24 CDBG and \$132,023.50 in FY24 HOME funds, Inclusionary Zoning, and Community Preservation Act funds. The project will develop the Armory into affordable housing with supportive services. The development team, West Metro Collaborative/Civico, estimates that construction will begin in the Spring of 2025 and expects to complete the project in FY26.

Following a substantial amendment in mid-FY24, Newton committed financial resources to redevelop the Chetwynde Nursing Home at 1650 Washington Street into the West Newton Family Navigation Center. Upon completion, the Center will include 42 units of transitional housing for single parents and their children. This property will be leased by FamilyAid, an organization committed to preventing family homelessness by empowering parents and caregivers to secure and sustain housing. After the project completed the City’s Administrative Site Plan Review process in early FY24, Newton’s Affordable Housing Trust allocated \$500,000 for the building’s restoration and the Planning & Development Board approved the substantial

amendment request to allocate \$750,000 in local CDBG funding to create an accessible pathway from the street to the entrance of the building. The former nursing home will be renovated to provide group and individual educational spaces, kitchen and dining areas, study lounges, and indoor and outdoor play areas in addition to the 42 units of transitional housing. Family Aid plans to start construction in early FY25 and to open the Family Navigation Center soon thereafter.

Newton's First Time Homebuyer Assistance Program served four households in FY24.

In FY24, the City continued to advance the CAN-DO Acquisition and Preservation project through its second phase: property rehabilitation. In FY20 (FFY19), the Newton Housing Authority received funding approval from the City's Planning & Development Board and Community Preservation Committee to acquire and preserve the CAN-DO affordable housing portfolio of 36 units across 13 scattered sites in Newton. Once the acquisition and debt reduction were complete in FY21, the City began working with the NHA to conduct lead testing and remediation where necessary, prepare project scopes of work, and begin the public procurement process to rehabilitate the properties, prioritizing the units with the greatest infrastructure and safety needs. Rehabilitation on seven of these CAN-DO units has been completed to date.

In addition to the preservation of the CAN-DO portfolio, the City is actively preserving affordable senior housing at 2Life Communities' Coleman House with FY21 CDBG and FY22 HOME funds. These funds are being used to conduct a comprehensive rehabilitation of the building's mechanical systems and infrastructure, as well as accessibility design upgrades to each of the 146 units. The improvements will make the project more efficient and environmentally sustainable for the next several decades and will improve the quality of life for senior residents. Construction began in the Summer of 2021 and was expected to be completed in September 2023. Contractors ran into some unanticipated problems with the existing conditions, coupled with new fire and electric code requirements, that have pushed back the project timeline. In November 2023, the Newton Housing Trust voted to commit \$1,500,000 to assist with construction cost overruns generated by the extensive rehabilitation.

In FY24 the City also finished the rehabilitation of Cascap's Nonantum Village Place (NVP) which includes 34 one-bedroom units for low-income seniors and an on-site resident manager unit. The scope of work addressed the replacement of three levels of roofing; the installation of new insulation, siding, and trim; upgrading the air conditioning systems; and the painting of the entire building. The project utilized \$100,000 in FY22 CDBG funds.

Homeless prevention, rapid re-housing, street outreach, and shelter services were provided to 276 persons that were currently homeless or at-risk of homelessness through the ESG program.

Newton also maintains its existing affordable housing stock and increases the number of lead safe properties through the CDBG Housing Rehabilitation Program. The Program addresses code violations and eligible repairs. As previously mentioned, the City made progress on the rehabilitation of the former CAN-DO portfolio (16 rental units for low-income households across 7 properties). In FY24, the City completed rehabilitation work on two of those properties located at 163 Jackson Road and 2148-2150 Commonwealth Avenue. The latter project will close out in early FY25. Rehabilitation on a single-family homeowner residence, 135 Edinboro Street, was also completed in FY24.

In FY24, Newton continued to work with the Consortium to pursue the Analysis of Impediments to Fair Housing Choice (AI) recommendations and strategies to provide greater housing access to all constituencies. In particular, the Consortium contracted with the Housing Discrimination Testing Program (HDTP) at Suffolk University Law School to conduct a two-year Fair Housing testing study throughout the 13 HOME communities. The study, which will include 130 tests, is designed to assess the level of race (black) and voucher-based discrimination in the rental housing market. Of the 86 tests that have been completed to date, 24 tests indicate discrimination. Suffolk University Law program has begun the complaint process with the Massachusetts Commission Against Discrimination. The goal of this process is to hold landlords responsible for discriminatory actions and work with them to prevent reoccurrence.

The Newton Fair Housing Committee (FHC) also partnered with the Suffolk School of Law Housing Discrimination Testing Program to educate the public about fair housing through two presentation format trainings. The first was a Landlord/Tenant Fair Housing Training and the second was "Fair Housing 101: Training for Real Estate Professionals." Real estate professionals were targeted for this training session, but the FHC also invited local committees and commissions. A third training geared to policy and city leadership was hosted by Henry Korman of Counsel to Klein Hornig LLP.

Human service projects assisted 1,336 people in FY24. These projects provided support to families, children, youth, elderly individuals, and persons with disabilities.

During FY24, the city closed out Phase I of the Marty Sender Trail Installation, an accessible pathway located at the Auburndale Playground. Construction was recently completed on the installation of accessible crossings at Langley Road, Warren Street and Chase Street. The City Hall Campus Exterior Pedestrian Access Improvements project was also completed in FY24. This

project created an accessible crossing to the elevator entrance of City Hall through the installation of two curb cuts. Both projects will close out in FY25. Pre-construction efforts are ongoing for an accessible pathway around the perimeter of McGrath Park.

WestMetro HOME Consortium Goals

In FY24 (FFY23), the WestMetro HOME Consortium received \$1,703,807.95 in HOME funds and expended \$1,505,571.34 in FY24 (FFY23) and prior year funds. Consortium communities shared three goals in FY24 (FFY23):

1. Tenant Based Rental Assistance,
2. Rehabilitation of existing units, and
3. Production of affordable units

Tenant Based Rental Assistance programs are administered in five of the HOME Consortium communities. The programs in Bedford, Wayland and Waltham provide security deposit assistance and the first or last month's rent for income eligible households. Waltham and Framingham also offer full Tenant Based Rental Assistance programs that provide subsidies as vouchers to landlords to supplement the affordable rent paid by income-eligible households. Natick's program helps residents make monthly payments. During this program year, 14 Tenant Based Rental Assistance cases were closed out. This total includes one family in Natick, seven families in Waltham, and six families in Framingham.

As previously mentioned, Newton's HOME-funded Golda Meir Expansion project was completed in FY24 and yielded 11 HOME assisted units for extremely low-income households.

Consortium member communities laid the groundwork and continued to make progress on affordable housing projects that will produce HOME-assisted units in subsequent fiscal years. For example, Brookline, Framingham, and Waltham each advanced public housing rehabilitation activities during the program year. Wayland is in the pre-development phase of work for a 60-unit affordable housing project.

CR-10 - Racial and Ethnic composition of families assisted

Describe the families assisted (including the racial and ethnic status of families assisted).

91.520(a)

| | CDBG | HOME | ESG |
|---|--------|------|-----|
| White | 1,261 | 11 | 122 |
| Black or African American | 294 | 7 | 64 |
| Asian | 132 | 5 | 9 |
| American Indian or American Native | 6 | 0 | 0 |
| Native Hawaiian or Other Pacific Islander | 4 | 0 | 0 |
| Other | 117 | 2 | 70 |
| Total | 1,814* | 25 | 265 |
| Hispanic | 196 | 1 | 77 |
| Not Hispanic | 1,618 | 24 | 188 |

Table 2- Table of assistance to racial and ethnic population by source of funds

**Racial and ethnic data was collected on 35 NVP units, including the on-site resident manager unit*

Narrative

In FY24, The City's CDBG program assisted a total of 1,814 persons through the provision of public services, architectural access improvements, production of housing, housing rehabilitation projects and down payment assistance cases. The human service program served 1,366 persons; of these persons, 854 identified themselves as White, 270 identified themselves as Black or African American, 127 identified as Asian, five identified themselves as American Indian or American Native, two identified themselves as Natick American or Pacific Islander and 108 persons identified themselves as other races. A total of 178 of these persons were identified as Hispanic and 1,188 persons identified themselves as Non-Hispanic.

One homeowner household and one renter household, both identified as White Non-Hispanic, were assisted through the Newton Housing Rehabilitation program. Of the 35 rental units preserved in Cascap's Nonantum Village Place (NVP), 18 households identified as White, 11 identified as Black or African American, two identified as Asian, two identified as Native Hawaiian or Pacific Islander, and two households identified as other races. A total of three NVP renters identified themselves as Hispanic and 32 renters identified as Non-Hispanic. Four homebuyers were served through the City's Downpayment Assistance program. One household identified as Black or African American, Non-Hispanic and the other three households as White, Non-Hispanic. The construction of Haywood House yielded 55 rental units; of these households 32 identified as White, 12 identified as Black or African American, three identified as Asian, one identified as American Indian/American Native, and 7 identified as other. A total of one renter household was identified as Hispanic and 54 renters identified themselves as Non-Hispanic.

The completion of Phase I of the Marty Sender Path served 352 people, all of which identified themselves as White. A total of 14 persons identified as Hispanic and 338 individuals identified as Non-Hispanic.

The HOME program assisted 25 households in FY24. Tenant Based Rental Assistance programs across the Consortium served 10 extremely low and 4 low-income, renter households. Six of these households identified themselves as White, six identified as Black or African American, and two as multi-racial. One of the households identified themselves as Hispanic and 13 households identified as Non-Hispanic. The Golda Meir House Expansion project served 11 extremely low-income households; five households identified themselves as White, one identified themselves as Black or African American, and five identified as Asian.

The ESG program assisted 276 people. A total of 122 of these individuals identified as White, 64 individuals identified themselves as Black or African American, 9 identified themselves as Asian, and 70 identified themselves as multiple races. Racial data was not collected on 11 people. A total of 77 individuals identified themselves as Hispanic and 188 individuals identified themselves as Non-Hispanic. Ethnic data was not collected on 11 people.

CR-15 - Resources and Investments 91.520(a)

Identify the resources made available

| Source of Funds | Source | Resources Made Available | Amount Expended During Program Year |
|-----------------|------------------|--------------------------|-------------------------------------|
| CDBG | Public - federal | \$2,237,841.56 | \$1,716,904.17 |
| CDBG-CV | Public - federal | \$0.00 | \$257.06 |
| HOME | Public - federal | \$1,703,807.95 | \$1,505,571.34 |
| ESG | Public - federal | \$164,388 | \$158,701.35 |

Table 1 - Resources Made Available

Narrative

The resources made available for CDBG, HOME and ESG include the FY24 (FFY23) annual allocation, program income, and prior year resources. Adjustments were made in IDIS to the Resources Made Available Table to reflect the receipt of CDBG and HOME program income, the accurate amount of ESG prior year resources, as well as the correct expenditure of CDBG, HOME and ESG funds in FY24 (FFY23). The supplemental funds the City received through the Coronavirus Aid, Relief, and Economic Security Act (CARES Act) were also added to this table.

Identify the geographic distribution and location of investments

| Target Area | Planned Percentage of Allocation | Actual Percentage of Allocation | Narrative Description |
|-------------|----------------------------------|---------------------------------|-----------------------|
| N/A | 0.00% | 0.00% | See below |

Table 2 – Identify the geographic distribution and location of investments

Narrative

As the Community Development Block Grant (CDBG) is intended to predominantly serve low- to moderate-income residents, CDBG funding is allocated to projects that have a city-wide scope or directly impact low-to-moderate income beneficiaries.

Leveraging

Explain how federal funds leveraged additional resources (private, state and local funds), including a description of how matching requirements were satisfied, as well as how any publicly owned land or property located within the jurisdiction that were used to address the needs identified in the plan.

The City uses CDBG, ESG, and HOME funds to leverage additional resources to expand the impact and increase the number of beneficiaries for each program.

In FY24, the public service (human service) projects leveraged approximately \$5,259,146.10 from private foundations and entities, organizational fundraising, state agencies, the City, and program fees. Private foundations and entities included: Perpetual Benevolent Fund, The Foundation for Racial, Ethnic and Religious Harmony, The Family Foundation, Rebecca Pomroy Foundation, Lawrence J. and Anne Rubenstein Charitable Foundation, Rotary Club of Newton, Eastern Bank, and United Way. The Massachusetts Department of Children and Families, Department of Developmental Services, Department of Early Education and Care, Department of Public Health/Office of Victim Assistance, and Department of Justice/Office on Violence Against Women also contributed leveraged funds to several public service projects.

During the FY24 program year, the ESG program leveraged \$894,923.15. Most of the leveraged funds came from the state government while others came from organizations' own private funds and other resources.

In terms of publicly owned land, the City of Newton coordinated with affordable housing developer, 2Life Communities to construct 68 units of low-income housing on 160R Stanton Avenue, a municipally owned parcel of land. The Golda Meir House Expansion Project was completed in FY24 and includes 57 one-bedroom apartments and 11 two-bedroom apartments. Of the 68 new units, 20 are set at 30% AMI and 25 are set at 50% AMI. All 45 of the units have project-based vouchers, which allow 2Life to dedicate these units to extremely low and very low-income seniors. The Section 8 vouchers associated with the 30% AMI units will serve nine non-age restricted, one-bedroom units for chronically homeless individuals with disabilities. The provision of special, supportive services for these nine individuals will be offered in partnership with HEARTH, Inc., a nonprofit organization dedicated to the elimination of homelessness among the elderly.

The City is also in the process of executing a land lease with Metro West Collaborative Development/Civico Development, the developer of the West Newton Armory. In FY20, the Massachusetts Division of Capital Asset Management and Maintenance (DCAMM) offered ownership of the Armory to the City for \$1 if the City agreed to use the Armory for 100%

affordable housing. Following a feasibility review by a City-created citizen committee and housing consultant, the City agreed to DCAMM's terms and assumed ownership of the site. The proposal put forth by Metro West Collaborative/Civico Development, will provide 43 affordable intergenerational units on the site, to households with incomes between 30% and 60% AMI. Civico estimates that construction will begin in the Spring of 2025 and expects to complete the project in FY26.

| Fiscal Year Summary – HOME Match | |
|--|-----------------|
| 1. Excess match from prior Federal fiscal year | \$475,587.16 |
| 2. Match contributed during current Federal fiscal year | \$40,263,376.66 |
| 3. Total match available for current Federal fiscal year (Line 1 plus Line 2) | \$40,738,963.82 |
| 4. Match liability for current Federal fiscal year | \$275,833.38 |
| 5. Excess match carried over to next Federal fiscal year (Line 3 minus Line 4) | \$40,463,130.44 |

| Match Contribution for the Federal Fiscal Year | | | | | | | | |
|---|-----------------------------|-----------------------------------|--------------------------------------|-------------------------------------|--------------------------------|--|-----------------------|------------------------|
| Project No. or Other ID | Date of Contribution | Cash (non-Federal sources) | Foregone Taxes, Fees, Charges | Appraised Land/Real Property | Required Infrastructure | Site Preparation, Construction Materials, Donated labor | Bond Financing | Total Match |
| Waltham TBRA (various project numbers) | 07/01/2023-06/30/2024 | \$324,528.00 | | | | | | \$324,528.00 |
| Newton Golda Meir House Expansion (3724) | 1/29/2024 | \$39,938,849.66 | | | | | | \$39,938,849.66 |
| | | | | | | | | |
| | | | | | | | | |
| | | | | | | | | |
| | | | | | | | | |
| | | | | | | | | |
| | | | | | | | | |
| | TOTAL | \$40,263,376.66 | | | | | | \$40,263,376.66 |

HOME Program Income Report

| Program Income – Enter the program amounts for the reporting period | | | | |
|---|---|---|--------------------------------|--|
| Balance on hand at beginning of reporting period \$ | Amount received during reporting period \$ | Total amount expended during reporting period \$ | Amount expended for TBRA \$ | Balance on hand at end of reporting period \$ |
| \$49,644.46 | \$51,202.95 | \$28,438 | \$41,979.64 | \$78,143.43 |

Table 3 – Program Income

HOME MBE/WBE report

| Minority Business Enterprises and Women Business Enterprises – Indicate the number and dollar value of contracts for HOME projects completed during the reporting period | | | | | | |
|--|-------|-----------------------------------|---------------------------|--------------------|----------|--------------------|
| | Total | Minority Business Enterprises | | | | White Non-Hispanic |
| | | Alaskan Native or American Indian | Asian or Pacific Islander | Black Non-Hispanic | Hispanic | |
| Contracts | | | | | | |
| Dollar Amount | \$0 | \$0 | \$0 | \$0 | \$0 | \$0 |
| Number | 0 | 0 | 0 | 0 | 0 | 0 |
| Sub-Contracts | | | | | | |
| Number | 0 | 0 | 0 | 0 | 0 | 0 |
| Dollar Amount | \$0 | \$0 | \$0 | \$0 | \$0 | \$0 |
| | Total | Women Business Enterprises | | Male | | |
| Contracts | | | | | | |
| Dollar Amount | \$0 | \$0 | \$0 | \$0 | | |
| Number | 0 | 0 | 0 | 0 | | |
| Sub-Contracts | | | | | | |
| Number | 0 | 0 | 0 | 0 | | |
| Dollar Amount | \$0 | \$0 | \$0 | \$0 | | |

Table 4 – Minority Business and Women Business Enterprises

| Minority Owners of Rental Property – Indicate the number of HOME assisted rental property owners and the total amount of HOME funds in these rental properties assisted | | | | | | |
|--|-------|-----------------------------------|---------------------------|--------------------|----------|--------------------|
| | Total | Minority Property Owners | | | | White Non-Hispanic |
| | | Alaskan Native or American Indian | Asian or Pacific Islander | Black Non-Hispanic | Hispanic | |
| Number | 0 | 0 | 0 | 0 | 0 | 0 |
| Dollar Amount | \$0 | \$0 | \$0 | \$0 | \$0 | \$0 |

Table 5 – Minority Owners of Rental Property

| Relocation and Real Property Acquisition – Indicate the number of persons displaced, the cost of relocation payments, the number of parcels acquired, and the cost of acquisition | | | | | | |
|--|-------|-----------------------------------|---------------------------|--------------------|----------|--------------------|
| Parcels Acquired | | | 0 | | \$0 | |
| Businesses Displaced | | | 0 | | \$0 | |
| Nonprofit Organizations Displaced | | | 0 | | \$0 | |
| Households Temporarily Relocated, not Displaced | | | 0 | | \$0 | |
| Households Displaced | Total | Minority Property Enterprises | | | | White Non-Hispanic |
| | | Alaskan Native or American Indian | Asian or Pacific Islander | Black Non-Hispanic | Hispanic | |
| Number | 0 | 0 | 3 | 17 | 0 | 0 |
| Cost | \$0 | \$0 | \$0 | \$0 | \$0 | \$0 |

Table 6 – Relocation and Real Property Acquisition

CR-20 - Affordable Housing 91.520(b)

Evaluation of the jurisdiction's progress in providing affordable housing, including the number and types of families served, the number of extremely low-income, low-income, moderate-income, and middle-income persons served.

| | One-Year Goal | Actual |
|--|---------------|------------|
| Number of Homeless households to be provided affordable housing units | 10 | 13 |
| Number of Non-Homeless households to be provided affordable housing units | 37 | 19 |
| Number of Special-Needs households to be provided affordable housing units | 158 | 88 |
| Total | 205 | 120 |

Table 7 – Number of Households

| | One-Year Goal | Actual |
|--|---------------|------------|
| Number of households supported through Rental Assistance | 30 | 14 |
| Number of households supported through The Production of New Units | 135 | 66 |
| Number of households supported through Rehab of Existing Units | 37 | 36 |
| Number of households supported through Acquisition of Existing Units | 3 | 4 |
| Total | 205 | 120 |

Table 8 – Number of Households Supported

Discuss the difference between goals and outcomes and problems encountered in meeting these goals.

The City of Newton closed out three projects in FY24: the Golda Meir House Expansion, Haywood House development project, and the rehabilitation of Nonantum Village Place. The City anticipated completing the renovation of Coleman House in FY24 as well and awarded the project an additional \$1.5 million from the Newton Affordable Housing Trust in November 2023 to cover some of the cost overruns that have delayed this project. The Coleman House project is expected to be completed and closed out in early FY25. Rehabilitation work on the former CAN-DO portfolio began in FY23. Work on five units was completed in FY23. In FY24, the City completed rehabilitation work on two additional properties, 163 Jackson Road and 2148-2150 Commonwealth Avenue. The latter project will close out in early FY25.

Consortium Communities

The Town of Belmont sharpened its focus on the rehabilitation of housing authority units in FY24. Belmont Housing Authority and Belmont Housing Trust continue to discuss opportunities to redevelop public housing to increase the number of dwelling units and to target a broader range of household incomes. The three primary BHA properties targeted for redevelopment were included in the MBTA 3A program to expedite the appropriate zoning. In 2024, the Housing Trust completed and adopted the Housing Production Plan and began working on the goals included in the Plan. The Belmont Housing Authority expects to redevelop Sherman Gardens, a public housing complex for seniors and people with disabilities, as a 135-unit affordable housing complex, in September of 2026.

The communities of Bedford, Natick and Wayland utilize HOME funds to administer Tenant Based Rental Assistance (TBRA) programs. Bedford and Wayland's programs provide households with security deposit assistance, and households served through Natick's TBRA program receive monthly assistance. The programs have proven successful in assisting low and moderate-income households in securing stable housing.

Hebrew Senior Life is completing construction of the 108 Centre Street project with 54 one-bedroom affordable senior apartments and expanded community space. As of July 22, 2024, the contractor continues the window installation process, siding on both sides of the building, delivery of rooftop items, front excavation, and interior mechanical work. The affordable housing lottery is scheduled for July 25, 2024, and the Town expects to close-out the project in IDIS in FY25. The construction delays that occurred during FY24 resulted from the lack of access to construction materials on a global scale.

Framingham's HOME funds were allocated to two Tenant-Based Rental Assistance programs. The first program provides security deposits and first or last month's rent for income eligible households. Tenants pay a portion of their income for rent in the second program, referred to as full rental assistance. Program challenges include the restrictive federal policies on qualifying applicants and the time-consuming nature of reviewing applications and following up with clients for missing documentation. Additionally, more outreach is needed for the security deposit TBRA program.

The timeline for accessibility improvements at Waltham Housing Authority's Beaverbrook Senior Apartments was delayed and the project is now expected to be complete by June 2025. Twenty-seven of the 60 units are anticipated to be HOME assisted units. The project scope

includes complete kitchen and bath renovations and the conversion of three units into fully accessible ADA units.

During FY24, Watertown's Affordable Housing Trust aggressively looked for affordable housing sites. The Trust contracted with two architectural firms and an environmental assessment firm to assist with initial due diligence on potential sites. Three possible sites have been reviewed to date.

Discuss how these outcomes will impact future annual action plans.

The long and complicated development approval process in the City of Newton will continue to play a factor in limiting the opportunities for local development. Newton successfully completed three of four major, ongoing development projects in the last year and intends to complete the final project in early FY25. The City will continue pushing forward the West Newton Armory Affordable Housing development and exploring the use of municipally owned lots, like the Walker Center plot, for future affordable housing development into FY25.

The Town of Belmont will continue to work with its housing authority (BHA) on development projects beginning with the redevelopment of Sherman Gardens. The Cambridge Housing Authority will provide technical assistance to the BHA for this project.

The Town of Brookline may use HOME funds to leverage private funding to rehabilitate six Brookline Community Development Corporation rental units at the at 154-156 Boylston Street Apartments. The Town will monitor the construction and initial lease-up of the Hebrew Senior Life (HSL) expansion at 108 Centre Street, a HOME-assisted age-restricted housing development project that includes 54 one-bedroom new rental housing units targeted to very low-income and low-income populations. The project is expected to be closed-out in IDIS in early FY25.

Due to the popularity of the Tenant Based Rental Assistance programs and its ability to house residents, the City of Framingham is exploring committing all its FY26 HOME fund allocation to TBRA programs. Bedford, Natick, and Wayland will also continue Tenant Based Rental Assistance Programs. Lexington will work toward committing HOME funds to implement a TBRA Security Deposit Assistance program in FY25.

Framingham will continue collaborating with nonprofit developers to create more affordable units in the community. Ongoing efforts to identify eligible HOME projects in Sudbury and Concord will also continue in FY25.

Significant progress has been made in developing and implementing the Needham Housing Authority's Facilities Master Plan. Important milestones include the creation of a schematic design and engaging a consultant to identify new funding sources and restructure its portfolio to finance the Preservation and Redevelopment Initiative. The Town recently approved zoning amendments to allow NHA's development plan to be accommodated by right. FY24 Town Meeting appropriated \$5.5 million to help fund construction costs of the Linden Chambers project. Further, the NHA released an RFP to secure a development partner to lead the Linden Street Redevelopment Project. Responses to the RFP were due at the end of FY24 and a developer will be selected in FY25.

As noted above, the Watertown Affordable Housing Trust is trying to find a potential development site. When a site has been identified, and with the potential of combining CPA and linkage fee funding with HOME and other funding sources, Watertown may be able to create new affordable units in future fiscal years without relying exclusively on Inclusionary Zoning.

Waltham transitioned four TBRA assisted households into public housing. Public Housing Authorities' integration into the States CHAMP system for state assisted public housing has increased the wait period for public housing in Waltham to four or five years. The federal wait list typically takes 2-4 years. This has severely impacted the number of full TBRA households moving into state assisted housing. Full TBRA households are now required to apply for both federal and state assisted Waltham public housing as well as maintain their status on the waitlist. Waltham has been fortunate in receiving program income from deferred down payment assistance loans, increasing the City's budget to extend the current TBRA assistance.

Wayland will continue feasibility work on Saint Ann's Senior Village, a senior rental development at 124 Cochituate Road. The proposed project calls for the new construction of a three-story building consisting of 60 affordable one-bedroom units to be rented to individuals over the age of 62 with incomes between 30% and 60% AMI. This development received \$171,080.25 in Consolidated Pool funding and will utilize Wayland's FY19, FY22 and FY25 HOME project funds.

Include the number of extremely low-income, low-income, and moderate-income persons served by each activity where information on income by family size is required to determine the eligibility of the activity.

| Number of Persons Served | CDBG Actual | HOME Actual |
|---------------------------------|--------------------|--------------------|
| Extremely Low-income | 45 | 21 |
| Low-income | 21 | 4 |
| Moderate-income | 5 | 0 |
| Non-low/non-moderate income | 23 | 0 |
| Total | 96 | 25 |

Table 9 – Number of Persons Served

Narrative

Newton’s CDBG funded Downpayment Assistance program served four moderate-income households. The construction of the Newton Housing Authority’s Haywood House assisted 11 extremely low-income, 21 low-income and 23 non-low/non-moderate income renter households. A total of 34 extremely low-income renter households were assisted through the preservation of Nonantum Village Place. The Newton Housing Rehabilitation program served one moderate-income homeowner and one low-income renter.

There were 14 households assisted by Tenant Based Rental Assistance programs in FY24. Framingham’s Security Deposit Assistance program helped six extremely low income and one low-income household. Waltham assisted four extremely low income and two low-income households with rental assistance. Natick’s TBRA program assisted one moderate-income household. A total of 11 extremely low-income households were served by the Gold Meir House Expansion in FY24. The renter households assisted met the Section 215 definition of affordable housing (as applicable to HOME grantees).

Provide a summary of the efforts to address “worst case needs”, and progress in meeting the needs of persons with disabilities? *Worst-case housing needs are defined as low-income renter households who pay more than half of their income for rent, live in seriously substandard housing, which includes homeless people, or have been involuntarily displaced. The needs of persons with disabilities do not include beds in nursing homes or other service-centered facilities.*

In FY24 the City of Newton made progress on rehabilitating, constructing, and preserving several affordable housing projects that will provide units and support for households in worst case housing situations and persons with disabilities.

CDBG funds were used in the development of the Newton Housing Authority’s

Haywood House which consists of 55 one-bedroom rental apartments. Three of the units are fully accessible for people with disabilities and four units are designated for households that have been homeless or are at risk of homelessness. The project also includes two elevators and community space for supportive services. Initial occupancy of Haywood House occurred in May of 2023 and the project was completed in June of 2024.

Through CDBG funds, the City is supporting the preservation of CAN-DO's former portfolio of 36 units across 13 scattered sites in Newton. The Newton Housing Authority officially closed on the acquisition of the portfolio in FY21 and spent the second half of the year working with the City to prepare scopes of work to rehabilitate these units. Rehabilitation work on the former CAN-DO units began in FY23 and six properties were completed. These units serve some of Newton's most vulnerable households - extremely low- and low-income individuals who require a variety of supportive services.

In FY24, the CDBG-funded rehabilitation of Cascap's Nonantum Village Place (NVP) was completed. NVP is home to 34 older adult households earning less than 50% AMI, with most residents earning less than 30% AMI. The rehabilitation included replacement of three levels of roofing with additional insulation, siding and trim, and new HVAC systems, as well as painting of the entire building.

Following a substantial amendment in mid-FY24, Newton committed financial resources to redevelop the Chetwynde Nursing Home at 1650 Washington Street into the West Newton Family Navigation Center. Upon completion, the Center will include 42 units of transitional housing for single parents and their children. This property will be leased by FamilyAid, an organization committed to preventing family homelessness by empowering parents and caregivers to secure and sustain housing. After the project completed the City's Administrative Site Plan Review process in early FY24, the Newton Affordable Housing Trust awarded \$500,000 to renovate the building. The Planning & Development Board also approved the substantial amendment request to allocate \$750,000 in local CDBG funding to create an accessible pathway from the street to the entrance of the building. The former nursing home will be renovated to provide group and individual educational spaces, kitchen and dining areas, study lounges, and indoor and outdoor play areas alongside the 42 new units of transitional housing. Family Aid plans to start construction in early FY25 and open the Center soon thereafter.

The Golda Meir House Expansion project was finished in the Fall of 2023. This project utilized FY18, FY20, and FY21 HOME funds to support the construction of 57 one-bedroom apartments and 11 two-bedroom apartments. Of the 68 new units, 20 units are set aside for households earning 30% AMI and 25 units are set aside for households earning 50% AMI. All 45 of these

units have project-based vouchers. The Section 8 vouchers associated with the 30% AMI units support nine non-age restricted units reserved for chronically homeless individuals with disabilities. To successfully provide permanent supportive housing, 2Life Communities partnered with Hearth, Inc., a nonprofit organization dedicated to the elimination of homelessness among the elderly through prevention, placement, and housing programs.

Across the Consortium, Tenant-Based Rental Assistance targets homeless and other households that find themselves in a state of “worst case housing need.” In FY24, a total of 14 TBRA cases were closed out. These cases provided families with security deposit assistance through TBRA programs in Framingham, Natick and Waltham. Bedford, Natick, and Wayland also operate TBRA programs.

CR-25 - Homeless and Other Special Needs 91.220(d, e); 91.320(d, e); 91.520(c)

Evaluate the jurisdiction's progress in meeting its specific objectives for reducing and ending homelessness through:

Reaching out to homeless persons (especially unsheltered persons) and assessing their individual needs

- **Utilize, Evaluate and Adapt the Continuum of Care's Coordinated Entry System**

Following the merger of the Brookline-Newton-Waltham-Watertown (BNWW) Continuum of Care (CoC) with the Balance of State (BoS) CoC in FY17 (FFY16), efforts were quickly undertaken to ensure integration into the BoS CoC Coordinated Entry System. Comprised of over 80 communities, the BoS CoC provided the BNWW CoC with access to the many agencies already established within the CoC. The merger effectively maximized and expanded existing regional resources to better connect at-risk individuals and families with information, referrals, and assistance. Subsequently, BNWW CoC agencies integrated within the BoS CoC Coordinated Entry System by April 1, 2017. On March 16, 2017, training was facilitated at Newton City Hall with CoC agencies and local providers to discuss the BoS CoC Coordinated Entry process, Vulnerability Assessment tool, and referral requirements. Throughout FY22, BNWW CoC agencies attended the monthly BoS CoC planning group meetings to stay abreast on new changes made to the Coordinated Entry process.

The BoS CoC Coordinated Entry System provides a mechanism for housing the most vulnerable persons first, effectively focusing resources on those with the greatest need. Each provider within the CoC can conduct a comprehensive assessment of an individual, make the appropriate referral(s) to efficiently connect them with safe housing and/or the appropriate services, design individualized strategies accordingly, and better understand homelessness in the Continuum and across the Commonwealth.

Addressing the emergency shelter and transitional housing needs of homeless persons

- **Carefully evaluate Shelter Services Allocation from the Emergency Solutions Grant**

In FY24, the City utilized ESG funds for emergency shelter services within the BNWW region to shelter people experiencing homelessness. Funds were expended to support case management services for individuals and families experiencing homelessness as well as shelter operations to keep the emergency shelter facilities up and running throughout the pandemic. Over the course of the FY24 program year, July 1, 2023 – June 30, 2024, \$178,896.84 in FY24 funds were expended for emergency shelter services. The need for emergency assistance remains present

in the CoC.

The BoS CoC, completed the 2023 Point-in-Time (PIT) Count on January 25, 2023. In addition, the BoS CoC created an electronic self-survey based on HUD's Interview tool. The self-survey was sent to libraries and drop-in centers throughout BoS CoC, to capture additional information on homeless individuals who may be utilizing those facilities. In 2023, a total of 4,432 homeless persons were counted throughout the entire BoS CoC service area. Of those, 3,627 persons were in emergency shelters; 318 homeless persons were in transitional housing programs; and 487 persons were unsheltered.

Of the total PIT Count, 290 homeless persons were counted in the Brookline-Newton-Waltham-Watertown region. Of those, 228 persons were in emergency shelters; 22 homeless persons were in transitional housing programs; and 40 persons were unsheltered.

While considering the current demand for emergency shelter services, the City continues to evaluate the appropriation of ESG funds against the homeless prevention and rapid rehousing components of the ESG program, which are more in-line with the CoC's Ten-Year Plan and HUD goals and objectives. Although there is a clear need and benefit for providing shelter services, the BoS CoC and City of Newton continue to support programs that strive towards permanent housing stabilization. The 2024 Point-in-Time (PIT) Count has not been finalized at this time. This is the most up to date information available.

Helping low-income individuals and families avoid becoming homeless, especially extremely low-income individuals and families and those who are: likely to become homeless after being discharged from publicly funded institutions and systems of care (such as health care facilities, mental health facilities, foster care and other youth facilities, and corrections programs and institutions); and, receiving assistance from public or private agencies that address housing, health, social services, employment, education, or youth needs

Creating and preserving permanent affordable housing that integrates supportive services often helps individuals and families with the greatest need. Beginning in FY18 (FFY17), the City undertook actions defined in its Housing Strategy to achieve Massachusetts' Chapter 40B "Safe Harbor" status, in which 10% of its housing stock would be affordable for low- and moderate-income households, and achieved this goal in FY24 (FFY23). Newton continues to advance its Housing Strategy completed in 2016, which addresses current and projected housing needs within the City. The report identified critical policy, regulatory and financial approaches to help the City become more efficient and effective in addressing these needs. An update to the City's Inclusionary Zoning Ordinance in 2019 was one of ten priority actions listed in the Strategy, in addition to the reuse and disposition of municipally owned land at 160R Stanton Avenue (site of

the Golda Meir House Expansion Project)) for the development of affordable housing for seniors and residents seeking supportive services.

2Life Communities' Golda Meir House Expansion Project, which converted underutilized, municipal land at a former water tower site into affordable housing, was completed in early FY24. This project was awarded FY18, FY20, and FY21 HOME funds to support the construction of 57 one-bedroom apartments and 11 two-bedroom apartments. Of the 68 new units, 20 units are set aside for households earning 30% AMI and 25 units are set aside for households earning 50% AMI. All 45 of these units have project-based vouchers. The Section 8 vouchers associated with the 30% AMI units serve nine non-age restricted chronically homeless individuals with disabilities. To successfully provide permanent supportive housing for these nine individuals, 2Life Communities partnered with Hearth, Inc., a nonprofit organization dedicated to the elimination of homelessness among the elderly through prevention, placement, and housing programs. Initial occupancy of the units occurred in April of 2023, and the project was completed in the Fall of 2023.

In September of 2021, the WestMetro HOME Consortium was awarded \$5,406,962 through the American Rescue Plan (ARP) Act of 2021. In FY23, the Barrett Planning Group, on behalf of the WestMetro HOME Consortium, prepared the required [HOME-ARP Allocation Plan](#), which was approved by HUD in June 2023. In FY24, the Consortium allocated HOME-ARP funds through the issuance of a Requests for Proposals. A total of \$2,745,918 in HOME-ARP funds were allocated to rental housing projects; \$1,150,000 to supportive service projects; and \$700,000 to tenant based rental assistance projects. HOME-ARP funds must be spent by September 30, 2030.

Additionally, in FY23 the BoS COC awarded many communities with NOFO funds, including \$24,325,315.00 awarded specifically to the Brookline-Newton-Waltham-Watertown region. This included \$609,365.00 awarded to The Second Step for Transitional Housing and Rapid ReHousing, \$73,132.00 awarded to Brookline Rental Assistance for the Chronically Homeless, and \$793,237.00 awarded to the Advocates Supported Housing Consolidation. The 2024 NOFO funds have not been finalized at this time. This is the most up to date information available.

Helping homeless persons (especially chronically homeless individuals and families, families with children, veterans and their families, and unaccompanied youth) make the transition to permanent housing and independent living, including shortening the period of time that individuals and families experience homelessness, facilitating access for homeless individuals and families to affordable housing units, and preventing individuals and families who were recently homeless from becoming homeless again

- ***Development of a Housing Strategy to identify sites for permanent supportive housing***

Following the directive of the United States Interagency Council on Homelessness (USICH) and the CoC's Ten-Year Plan to End Homelessness, the City focused efforts on developing permanent affordable housing integrated with supportive services. The Housing Strategy, completed in 2016, identified potential sites and strategies for the development of permanently affordable housing.

As part of this process, the City selected a 0.39-acre parcel (16,900 square feet) of municipally owned land, located at 160R Stanton Avenue, to reuse and create permanent supportive housing for chronically homeless adults with disabilities. In FY18, the City issued a Request for Proposals for the development of this underutilized site into permanent supportive housing for chronically homeless adults with disabilities. 2Life Communities, formerly Jewish Community Housing for the Elderly (JCHE) and owner of the Golda Meir House at 160 Stanton Avenue, was selected as the developer of the site and entered into a ground lease with the City for the property. This new community created 68 new units for low-income seniors through the construction of two additions to the existing Golda Meir House (which previously included 199 units of affordable senior housing). Of the 68 new units, 20 units are set aside for households earning 30% AMI and 25 units are set aside for households earning 50% AMI. All 45 of these units have project-based vouchers. The Section 8 vouchers associated with the 30% AMI units support nine non-age restricted units reserved for chronically homeless individuals with disabilities. To successfully provide permanent supportive housing, 2Life Communities partnered with Hearth, Inc., a nonprofit organization dedicated to the elimination of homelessness among the elderly through prevention, placement, and housing programs. Initial occupancy of the units occurred in April of 2023 and the project finished in Fall 2023.

Additionally, in FY24, the City awarded \$750,000 in CDBG and \$500,000 in Newton Affordable Housing Trust funds to the redevelopment of the former Chetwynde Nursing Home into a transitional living facility for single parents and their children. FamilyAid Boston, the developer of this project, will provide vital services to their residents, including education, cooking, ESOL, and job training. Each family in residence will receive help to transition into permanent housing.

This project is anticipated to begin construction in early FY25 and will be completed shortly thereafter.

- ***Prioritization of existing beds for chronically homeless individuals***

CoC recipients of federal McKinney-Vento Act competition funds continue to prioritize existing permanent supportive housing beds for chronically homeless individuals upon turnover whenever possible. Participating organizations include: Pine Street Inn, Advocates, and Vinfen. Twelve of these beds are located within Newton.

- ***Utilize Emergency Solutions Grants for Homeless Prevention and Rapid Rehousing***

In FY24, the City utilized ESG funds for homeless prevention and rapid rehousing services within the BNWW region to reduce the number of individuals and families who are evicted from housing and ensure that those displaced find new housing quickly. These funds not only provided the financial resources to keep at-risk households housed, but were also central in providing supportive services to help stabilize the household and ensure successful tenancies in the long term. During FY24 program year, July 1, 2023 - June 30, 2024, \$8,927.33 of FY23 and \$11,277.21 of FY24 funds were expended for homelessness prevention assistance. An additional \$9,422.26 of FY23 and \$16,593.70 of FY24 funds were expended for rapid re-housing assistance.

- ***Utilize existing resources and build relationship with mainstream housing providers***

Throughout FY24, the City partnered with nonprofit and for-profit developers to identify new opportunities for housing development and collaboration.

As noted throughout the Consolidated Annual Performance and Evaluation Report, the City coordinated with affordable housing developer 2Life Communities to construct 68 units of low-income housing on 160R Stanton Avenue, a municipally owned parcel of land. 2Life Communities provides housing for nearly 1,500 older people throughout the greater Boston area, the majority of whom are extremely low-income. Of the 68 new units, 20 units are set aside for households earning 30% AMI and 25 units are set aside for households earning 50% AMI. All 45 of these units have project-based vouchers. The Section 8 vouchers associated with the 30% AMI units support nine non-age restricted units reserved for chronically homeless individuals with disabilities. To successfully provide permanent supportive housing, 2Life Communities partnered with Hearth, Inc., a nonprofit organization dedicated to the elimination of homelessness among the elderly through prevention, placement, and housing programs. Initial occupancy of the units occurred in April of 2023 and the project finished in Fall 2023.

The City of Newton also made significant strides during FY24 in its pursuit of redeveloping the West Newton Armory into 43 units of 100% affordable housing, coupled with supportive services. After the City took ownership of the Armory in the Fall of 2021, the team of Metro West Collaborative Development/Civico Development was selected as a development partner. The Metro West/Civico proposal includes 43 units of intergenerational housing affordable to households earning 30% to 60% AMI. During FY23, the Planning and Development Board approved a commitment of \$930,000 in CDBG funds and \$132,023.50 in FY24 HOME funds, in addition to the Inclusionary Zoning and Community Preservation Act funds approved by other City sources, to develop the Armory into affordable housing with supportive services. The Armory project received its Chapter 40B Comprehensive Permit from the Newton Zoning Board of Appeals and submitted a One Stop Application to the Massachusetts Executive Office of Housing and Livable Communities (EOHLC) for LIHTC financing in January 2023. In May of 2023, the West Newton Armory was one of 27 projects awarded state and federal tax credits, subsidy funds, and ARPA funds by the Healey-Driscoll Administration. In FY24, the WestMetro HOME Consortium also awarded \$630,000 in HOME-ARP funding to support one Armory unit, which will serve an individual or family experiencing or at-risk of homelessness. Civico estimates that construction will begin in the Spring of 2025 and the project is expected to be completed in FY26.

- ***Create resources and referrals for at risk individuals and families.***

Following the merger of the BNWW CoC with the BoS CoC, efforts were quickly undertaken to ensure integration into the BoS CoC Coordinated Entry System. Comprised of over 80 communities, the BoS CoC provided the BNWW CoC with access to the many agencies already established within the BoS. The merger effectively maximized and expanded existing regional resources to better connect at-risk individuals and families with information, referrals, and assistance.

In FY21, the Massachusetts Department of Housing and Community Development (now the Executive Office of Housing and Livable Communities), the lead agency for the BoS CoC, conducted a region-wide needs assessment to obtain feedback from providers, direct care workers, and constituents regarding housing needs within the Brookline, Newton, Waltham, Watertown area. The assessment culminated in a report that informs future strategies and the allocation of resources for at-risk individuals and families. The BoS CoC also hosted the first needs assessment meeting among BNWW CoC providers at the Community Day Center of Waltham on July 31, 2019. The City supported BoS CoC's outreach efforts and hosted the second needs assessment meeting at Newton City Hall on September 11, 2019.

CR-30 - Public Housing 91.220(h); 91.320(j)

Actions taken to address the needs of public housing

In accordance with its goal to develop additional affordable housing in the City of Newton, the Newton Housing Authority (NHA) recently completed the construction of 55 one-bedroom units for elders with funding from the Low-Income Housing Tax Credit (LIHTC) program, Newton Community Preservation Act and CDBG funds, and HOME funds from EOHLC. Initial occupancy of this project, the Haywood House, occurred in May 2023 and project was completed in the Winter of 2023.

The City works with the NHA through the CDBG Housing Rehabilitation program to address accessibility improvements and emergency repairs. The NHA strives to provide accessibility to as many affordable units as possible. The NHA acquired 36 units of affordable housing in 2021 and is working with the City of Newton to complete capital improvements using CDBG Housing Rehabilitation funds.

Many Housing Authorities continue to look for creative ways to increase the supply of affordable housing and preserve existing public housing in their communities. Three strategies employed in Consortium communities are described below:

- Reuse underutilized properties
- Leverage HOME funds with other resources
- Utilize CDBG Funds to support public housing

Many communities support Housing Authority projects by leveraging HOME funds with state, Community Preservation Act, and other town or city funds.

Entitlement communities in the Consortium leverage federal, state and local funds to support new construction, rehabilitation and capital improvement projects. In FY23, Brookline committed \$6.525 million and disbursed \$1,750,498 in local funds (Brookline Housing Trust) to assist the Brookline Housing Authority (BHA) in the construction of an 115-unit affordable housing project at 32 Marion Street known as Colonel Floyd. The project was permitted and approved as a 40B Comprehensive Project. However, No HOME funds are involved in this project.

The BHA demolished the original structures at 32 Marion Street and is in the process of constructing new affordable, elderly, accessible rental housing in two phases. Phase I is comprised of a six-story mid-rise elevated building with 115 one-bedroom units, administrative offices and common rooms on the ground and first level, courtyard and gardens, and 23 parking spaces. Phase II will include the construction of a five-story midrise building with 24 one-

bedroom apartments that will have shared use of the administrative offices, common rooms, courtyard and gardens located at Phase I. The project will yield 137 new units, potentially more than doubling the number of units at the current development.

The Belmont Housing Authority and Belmont Housing Trust continue to deliberate on opportunities to redevelop public housing to increase the number of dwelling units and to offer the units to a broader range of household incomes. In FY26 (FFY25) the Housing Authority expects to begin rebuilding Sherman Gardens, a state assisted public housing development, into a 135-unit affordable housing complex.

In FY20, the Framingham Housing Authority (FHA) announced plans for a major overhaul of its housing portfolio. Since then, the agency has been working to secure the necessary financing for the project. Some FHA sites are in Opportunity Zones, which allows the potential use of traditional and non-traditional investment streams for financing. HOME funds will be among the many sources used to support this major rehabilitation initiative. In June of 2022, the City of Framingham approved a substantial amendment to commit \$400,000 in HOME program income for the Carlson Crossing project. Carlson Crossing is a tri-phased rehabilitation of the FHA's 132-unit federal development in an Opportunity Zone. Construction on Phase I, which includes the three newly constructed ADA units, began in the Fall of 2022 and was completed in April 2023. Phase II construction, which includes 86 units (5 HOME), began in January 2024 and is expected to be completed in early FY26.

The Town of Needham is committed to supporting implementation of the Needham Housing Authority's (NHA) Preservation and Renovation Initiative (PRI) to improve and increase public housing. Over the past three years, Needham approved over \$1.5 million in CPA funding for financial consultant services and pre-development costs necessary to advance the PRI. The NHA has made progress in moving the PRI forward by providing financing options, evaluating its properties, preparing financial pro formas and project plans and issuing an RFP to identify a developer to lead its Linden Street project. The FY24 Annual Town Meeting appropriated \$5.5 million for the next phase of the Linden Street Redevelopment Project. Municipal zoning by-laws were also amended to allow the project to proceed by-right.

The Waltham Housing Authority (WHA) and the City have a long-standing partnership of collaborating both financially and through effective project management to repair and improve public housing properties. The WHA Beaverbrook Senior Apartments project will rehabilitate 60-units serving elderly and disabled residents at or below 50% of the AMI. The project will utilize \$400,000 in CDBG funds, \$400,000 in HOME funds, and \$800,000 in EOHLC High Leverage Asset Preservation Program for Local Housing Authorities (HILAPP) funds.

Beaverbrook's design is complete, and the WHA is coordinating with the EOHLC prior to bidding the project.

In addition to capital improvements, the WHA also receives CDBG funding for social service agencies operating within the WHA properties. The Prospect Hill Community Foundation and Chesterbrook Community Foundation have received \$18,000 in FY24 CDBG funds to support after-school programs for children and families living in WHA properties.

Other strategies employed in Waltham and other Consortium communities to address public housing needs include reusing underutilized municipal properties to support the creation of affordable housing. Waltham is currently in the process of renovating a surplus building in a former State-owned mental hospital into two new affordable units. These units will be managed by the City's Housing Division, and while separate from the WHA, create affordable housing options for residents.

In FY24, the Watertown Housing Authority (WHA) progressed on modernization projects within its portfolio. In July 2023, the Watertown Housing Authority began a two-phase project to make major building additions and site improvements to the McSherry Gardens' 40-unit complex. The total development cost is estimated to be around \$5 million. In December 2023, the WHA received an ARPA award from the City (\$1.6 million) for Phase II, which will start in FY25.

The WHA also made substantial progress on its plans for a major revitalization of Willow Park, which consists of 60 units in six, three-story buildings. In early 2024, the WHA selected Preservation of Affordable Housing (POAH) as a development partner. The project's intent is to replace the 60 existing units at the same affordability levels (with tenants having a right to return and receiving assistance with temporary relocation), with the goal of adding a significant number of new, 100% affordable units. POAH began facilitating resident and community meetings in spring of 2024.

Finally, utilizing \$175,000 in CPA funds, the WHA completed pre-development work for the rehabilitation of a 5-bedroom congregate home.

WestMetro HOME Consortium Public Housing Projects

| Project Name | Total Development Budget | Total HOME Funds | HOME Units | Total Units | HOME Funds Expended in FY24 | Project Status |
|------------------------------------|--------------------------|-------------------------|------------|-------------|-----------------------------|---|
| Haywood House (Newton) | \$31,976,399 | \$450,000* (EOHLC HOME) | 11 | 55 | \$ | Complete |
| Sherman Gardens (Belmont) | \$70,100,000 | \$102,160 | 7 | 135 | \$0 | Construction to begin in Sept. 2026 (FFY25) |
| Carlson Crossing West (Framingham) | \$42,333,212 | \$442,118.74 | 7 | 68 | \$0 | Underway |
| Carlson Crossing East (Framingham) | \$42,782,461 | \$200,000.00 | ? | 57 | \$0 | Pre-construction |
| Beaverbrook Apartments (Waltham) | \$2,405,170 | \$400,000 | 27 | 60 | \$0 | Design |

**Haywood House was awarded state HOME funds through the Massachusetts Executive Office of Housing and Livable Communities*

Actions taken to encourage public housing residents to become more involved in management and participate in homeownership.

Currently the Newton Housing Authority (NHA) does not have any homeownership programs. The NHA Board of Commissioners is comprised of five individuals, one of which is a tenant of the Authority. The NHA also has a Resident Advisory Board for federal housing programs.

The Bedford Housing Authority (BHA) will continue its social service program to connect families to the resources necessary to stabilize their living situation and improve their quality of life. The program will provide financial literacy education, skill training, career coaching, and other support services to a maximum of 15 low-income households currently residing in Bedford Housing Authority units.

Homeownership resale marketing opportunities are targeted to Brookline Housing Authority's (BHA) residents to expand opportunity and increase participation in homeownership opportunities in Brookline. BHA and town staff work with public housing residents to increase and maintain self-sufficiency through the acquisition of permanent affordable housing, health

care, food assistance, mainstream resources, or any combination of these which offer an impactful way to reduce the number of recipients living at or below the poverty level.

The Framingham Housing Authority (FHA) offers various opportunities for its residents to become homeowners or participate in management that the City's Community Development program fully supports. An example is FHA's Family Self-Sufficiency (FSS) program, which is a voluntary service that encourages FHA residents, both Section 8 and Public Housing, to work towards becoming financially independent by maintaining a savings account for five years. FSS diverts funds from rent increases into an account for the participant household. At the five-year mark, residents use the funds to accomplish a long-term goal, such as purchasing a home, paying for school, or becoming debt free. The Community Development program supports FSS participating residents and other FHA residents by notifying them of homeownership, rental, employment, Section 3 and community development opportunities as well as committee meetings.

The Needham Housing Authority (NHA) works in strong partnership with its tenant organization at the Linden and Chambers elderly developments. An NHA representative participates in meetings to address issues and concerns and to encourage residents to stay active and engaged in their community. The NHA also established a Policy Review Committee to provide the executive staff with resident recommendations as the board seeks to update policies. The Authority updated its resident handbook to provide useful information to all tenants and update grievance procedures. The establishment of additional tenant organizations has been encouraged by the NHA. An important part of Needham's Preservation and Redevelopment Initiative (PRI) includes resident involvement with special meetings scheduled to keep residents updated on progress.

The Watertown Housing Authority works with three Local Tenant Organizations (LTO) monthly and has official meetings each quarter. One of the associations also releases a monthly newsletter for its tenants. Each LTO has a budget and annually approved expense line items. The WHA aims to provide programming catered to the residents, with the LTOs helping to inform these decisions. One of the programmatic goals is to assist households, particularly families, to elevate their incomes and to move to market rate rents and homeownership programs as the "next stage" of affordable housing.

In Waltham, public housing residents may participate in the management and operations of the Waltham Housing Authority by attending Board of Commissioners meetings. These Commissioner meetings cover important matters concerning WHA management, including policy decisions, budgets, and planning actions. The Board of Commissioners meetings are opportunities for residents to address the Board, make inquiries and provide input. The WHA is

required to have one of its residents sit on the Commission to represent residents' interests in the decision-making process. Additionally, the WHA maintains a Resident Advisory Board, comprised of federal Public Housing residents and Section 8 participants. This Board meets twice a year to discuss proposed capital improvement projects and the application of federal funds. At these meetings, the residents have an opportunity to make proposals regarding the use of funds for the needs of the residents.

The Wayland Housing Authority participates in the federal Family Self-Sufficiency (FSS) program. The FSS program encourages communities to develop local strategies to help Section 8 and public housing residents. Equally important, the FSS program provides support services and information to Section 8 voucher families to help them obtain employment that will lead to economic independence and self-sufficiency.

CR-35 - Other Actions 91.220(j)-(k); 91.320(i)-(j)

Describe actions taken to remove or ameliorate the negative effects of public policies that serve as barriers to affordable housing such as land use controls, tax policies affecting land, zoning ordinances, building codes, fees and charges, growth limitations, and policies affecting the return on residential investment. 91.220 (j); 91.320 (i)

The City continued to seek additional regulatory changes in FY24 (FFY23) through its Zoning Redesign Project, an effort led by the City Council's Zoning and Planning Committee and the Planning and Development Board, with staff support from the Department of Planning and Development. Zoning Redesign was initiated in 2011 and Phase One of the project was completed in 2015. The initial phase successfully reorganized the existing ordinance, making it easier to understand and interpret.

Phase Two of the Zoning Redesign Project creates a new, context-based zoning ordinance that provides guidance and rules for the development and redevelopment of land in Newton. Context-based means the new zoning will sustain the City's existing development forms, reflect the building patterns of Newton's different neighborhoods and village centers, and allow new growth to occur in appropriate places and at appropriate scales. Bringing more predictability to land use regulation and the permitting process has been an underlining goal of the project.

In FY21 (FFY20), the City extensively reviewed possible updates to its zoning ordinance in order to increase permitting flexibility and development incentives for affordable housing. Potential zoning revisions included: adopting controls which are less reliant on special permits or 40B approvals; facilitating both new development and the adaptation of existing housing to better serve needs of older and disabled residents; rewarding the provision of more affordable housing than the required share of affordable units or rewarding developments incorporating such provisions as "accessibility" and "visitability."

In the past three fiscal years (FY22, FY23, and FY24), the Zoning Redesign Project moved to focus the City's consideration of zoning frameworks for village centers. This process included the presentation of proposed changes to existing village center boundaries for public feedback. These discussions focused on using zoning to encourage more diverse housing options both near transit and within and adjacent to business districts. Housing integrated in this way will achieve a structurally sustainable long term development pattern, which also supports greater opportunities for affordable housing in Newton.

Overall objectives of this project as they relate to housing include incorporating fair housing requirements, definitions, and standards; directing multi-family and mixed-use development to

transit and job-oriented locations; permitting a range of neighborhood-scaled, multi-family building types; and strengthening the ordinance to better meet the vast and diverse housing needs of Newton today, including encouraging and supporting the development of more affordable units throughout the City.

On December 4, 2023, the City Council passed the Village Center Overlay District (VCOD) zoning reform. The VCOD is designed to allow housing and commercial opportunities to be concentrated near transit, amenities, and gathering places. The new zoning has three distinct districts for commercial cores (VC3), smaller commercial areas (VC2), and Multi-Residence Transfer (MRT) to gently transition to existing residential areas. As an overlay district, property owners have the option to build under existing zoning or the VCOD. The final VCOD is the result of extensive City Council discussions and public listening events attended by hundreds of residents across a three-year span.

Consortium communities

The Town of Belmont adopted a Housing Production Plan in May 2023, and revised it in 2024. The Plan identifies goals and strategies for producing affordable housing units in town. Belmont works to increase production of affordable housing through approval of both special permit and comprehensive permit projects. Municipal planning for the MBTA Section 3A Communities Act is in progress to establish additional opportunities via the Town Inclusionary Housing Bylaw. A zoning amendment to rezone McLean District Zone 3 to provide six affordable homeownership units and 28 affordable rental units was passed at special Town Meeting in the Fall of 2020. This project was originally approved by the Planning Board in 2022 and will be revised in FY25. As Belmont implements new Massachusetts General Law c. 40 Section 3A Guidelines requiring multifamily housing, the town will include state housing authority properties in multifamily districts to allow for redevelopment and the addition of more public housing units.

In FY24, Bedford, Concord, Lexington, Natick, Sudbury and Wayland continued work on developing zoning and other local development incentives to promote the inclusion of affordable units in new developments under the MBTA Zoning.

In FY24, Brookline continued to support the Brookline Housing Authority, owner and manager of the largest affordable housing portfolio in the Town. There is a long-recognized priority for the Town to assist the BHA with its preservation efforts, including addressing capital needs and partnering on development opportunities, so that the BHA can increase the Town's supply of affordable housing units. In FY24, the Town of Brookline continued working with the Brookline Housing Authority on the demolition and new construction of 32 Marion Street. This project

took advantage of HUD's Section 18 Program as well as federal, state and local funds to build 115 new units of affordable public housing in two buildings.

In addition, less than 10% of Brookline's residential building stock is designated as affordable, as defined by the requirements of MA Department of Housing and Community Development's Subsidized Housing Inventory (SHI). For this reason, Brookline receives a continued influx of development proposals that utilize the comprehensive permitting process established by Massachusetts General Law, Chapter 40B. Town departments provide input and administration on these proposals, with the intent to produce affordable housing that effectively meets the needs of all Town residents and remains permanently affordable. Overall, Brookline continues to require, through its zoning bylaw, the provision of affordable housing from all new developments of four or more units.

Over the past 15 years, Framingham enacted several laws to increase the affordable housing stock with an inclusionary zoning bylaw and redefinition of the Central Business District to include multi-family housing and transit orientated development. In FY22, Framingham residents passed the Community Preservation Act (CPA). As a result, the department anticipates forming partnerships that will leverage HOME, CDBG, CPA and other funding to expand community affordable housing development. In January of 2023 a new bylaw was passed that all new multifamily construction must include affordable units (13% of total units) with 2% of these units available to those who are at or below 60% AMI. In October of 2023, City Council approved an ordinance to allow the construction of Accessory Dwelling Units (ADUs).

Waltham, like the rest of the Greater Boston region has experienced increases in median home and rent prices every year. This increase in housing costs comprises the largest barrier to affordable housing in Waltham. Additional barriers such as high land costs and lack of developable new land also exacerbate housing costs. At public meetings and community input sessions, local opposition to new construction of multi-unit market rate, low/mod income, and luxury apartment/condo development is often due to concerns related to traffic congestion. This presents another barrier to affordable housing creation.

To ameliorate barriers to affordable housing, Waltham converts surplus city-owned buildings into multi-family unit buildings. In FY24, the City committed \$1,033,000 in Municipal Affordable Housing Trust funds to generate two new affordable units at the Cardinal Cottage building. This historic building in the former Fernald Development Center site is slated to be fully complete by February 2025. The Cardinal Cottage will be added to the roster of other city-owned buildings that offer affordable housing including the Hardy Apartments, a former school building.

In addition to financing WHA projects, CPA funds are also allocated throughout the city for both private and city-owned affordable housing projects. In November 2023, \$1,700,000 in CPA funds were awarded to Opportunities for Inclusion to create five new units of affordable housing at the 36 Chestnut Street Group Home. This organization was also allocated \$1,627,860 for the acquisition of 15 Fiske Avenue for the creation of five more units of affordable housing. Opportunities for Inclusion is a nonprofit that provides services for people with mental and physical disabilities.

Waltham also works to increase production of affordable housing through approval of both special permit and comprehensive permit projects to provide zoning relief to new construction of multi-family properties. In FY24, two 40B projects were completed and have been accepting residents into new units. The Leland Home has 66 apartments at 60% AMI for senior citizens. Another property, 305 Winter Street, is a new 314-unit development with 59 units at 80% AMI and 20 units at 60% AMI.

Watertown adopted a five-year Housing Plan in March 2021. Two of its major recommendations were implemented in FY22 and FY23: creation of a municipal affordable housing trust to facilitate the combination of funding sources and adoption of a commercial “nexus” fee to fund the creation of new affordable housing. The city has been working on implementing additional recommendations. These include amending the zoning ordinance to allow accessory dwelling units and identifying sites appropriate for affordable housing. In FY24, the affordable housing trust reviewed local zoning and recommended “bonuses” for affordable developments in the Watertown Square area. This provision was proposed in the area plan under consideration.

Actions taken to address obstacles to meeting underserved needs. 91.220(k); 91.320(j)

The City has already surpassed expected five-year outcomes in its support of affordable homeownership, production of affordable housing, provision of human services goals, and assistance for the homeless and that at-risk of homelessness. Actions and strategies to position the City and the WestMetro HOME Consortium to continue to address these goals as well as the other goals in the FY21-25 Consolidated Plan are identified in CR-20: Affordable Housing and CR-45: CDBG.

During FY24, funding was allocated to various projects designed to provide direct services, remove architectural barriers, and improve accessibility for low-and-moderate income individuals, families, and traditionally underserved populations. Efforts included the installation of the Marty Sender Trail (Phase I), accessible pedestrian improvements at Newton City Hall and an accessible crossing at Langley Road, Warren Street, and Chase Street.

Actions taken to reduce lead-based paint hazards. 91.220(k); 91.320(j)

Newton’s Housing Rehabilitation program uses CDBG funding to provide grants to income-eligible homeowners to remove lead-based paint, asbestos and other health hazards. The program also offers these homeowners zero-interest loans to fix building and safety code violations. The rehabilitation program was expanded in FY16 to offer assistance to income-eligible homeowners to bring pre-existing accessory apartments up to appropriate health and safety standards and again in FY18 to assist organizations and landlords that own lodging homes in Newton.

The WestMetro HOME Consortium ensures that all HOME-assisted projects comply with applicable requirements of the Lead-Based Paint Poisoning Prevention Act, 42 U.S.C. 4821, et. seq.; Residential Lead-Based Paint Hazard Reduction Act of 1992 and all future revisions and amendments, as well as, comply with such Lead-Based Paint regulations as may be adopted pursuant to HOME Program regulations and with the requirements of the Massachusetts Lead Paint Statute, M.G.L. c.111, ss190-199A.

Actions taken to reduce the number of poverty-level families. 91.220(k); 91.320(j)

Funds from the City’s Community Development Block Grant (CDBG), HOME Investment Partnerships (HOME), and Emergency Shelter Grant (ESG) programs are administered locally for programs and projects that target and provide the maximum benefit to extremely low- and moderate-income persons. These resources provide rental assistance, housing stabilization and relocation services, access to emergency shelter, and support for the creation and preservation of affordable housing.

The City worked closely with human service agencies whose projects provide a direct benefit to low-to-moderate income residents and move these vulnerable individuals and families out of poverty. The City selected proposals that focused on stabilizing low-to-moderate income individuals and families across the lifespan.

Actions taken to develop institutional structure. 91.220(k); 91.320(j)

During FY24, the Division continued to strengthen its relationships with City departments, stakeholder groups, community organizations and City partners. The Housing and Community Development Division (the Division) staff worked with the Fair Housing Committee to ensure fair and adequate housing options through community education and input on proposed affordable housing developments. Division staff also met with the Commission on Disability to identify accessibility needs and projects for funding, as well as report on ongoing accessibility improvements. The Planning and Development Board regularly reviews recommendations for

the CDBG and HOME programs, developed through coordination with staff and these advisory committees, and render final funding recommendations to the Mayor. The City continued to collaborate with the Newton Housing Partnership, which plays a key role in carefully reviewing proposed projects seeking to create and preserve affordable housing within the Newton community. In combination, this system provides a strong link between the City and its citizens, nonprofit organizations, business owners and other community agencies.

Additionally, community and regional relationships are critical to streamlining housing development, leveraging project funds and meeting community needs. Division staff met regularly with the Newton Housing Authority to advance and prioritize projects and public housing needs. City staff also maintain collaborative efforts with nonprofit housing organizations, state agencies, and housing developers to increase affordable housing opportunities in Newton. As the lead community for the WestMetro HOME Consortium, Newton works closely with representatives from member communities on administrative matters and to exchange project ideas and information. The City partners with these aforementioned entities, state and federal-level agencies, to enhance the coordination of services and to leverage additional funding to better assist low- and moderate-income residents.

Even following the City of Newton's FY17 merger to the MA Balance of State (BoS) CoC, Division staff continues to closely coordinate with the BoS CoC, area service providers and municipal representatives to inform ESG allocations, refine processes and procedures, and strengthen the overall ESG program. The BoS CoC meets on a regular basis throughout the year to exchange information, best practices and forge partnerships in developing strategies to end and reduce homelessness within BoS communities.

Actions taken to enhance coordination between public and private housing and social service agencies. 91.220(k); 91.320(j)

The Housing and Community Development Division (the Division) has focused on developing and managing strong partnerships and relationships to enhance coordination between service providers. As mentioned above, strengthened collaboration with organizations like the Newton Housing Authority, human service agencies, housing providers and regional entities, play a critical role in ensuring the cost-effective, efficient delivery of services and housing opportunity to the public.

Since a portion of housing rehabilitation applicants are economically disadvantaged, elderly, and/or in need of social services, Division staff work in close consultation with the Newton

Senior Center, the community social worker, the Newton Hoarding Task Force and the Cousens Fund. The Hoarding Task Force is comprised of the Department of Public Health, the Fire Department, Police Department, Newton Housing Authority, Health and Human Services, Newton Senior Center, and Child Protective Services. Together, this task force has established a protocol to ensure that cases are referred to the appropriate departments and more effectively serve the impacted clients.

Identify actions taken to overcome the effects of any impediments identified in the jurisdictions analysis of impediments to fair housing choice. 91.520(a)

Newton and the WestMetro HOME Consortium's most recent (FY21-FY25) iteration of the [Analysis of Impediments to Fair Housing Choice \(AI\)](#) was submitted to HUD in FY21. The AI is an assessment of state and local government's bylaws, ordinances, statutes, and administrative policies and local conditions that affect the location, availability, and accessibility of housing. In FY24, Newton continued to work with the Consortium to pursue the AI's recommendations and strategies to provide greater housing access to all constituencies.

In FY23, the Consortium contracted with the Housing Discrimination Testing Program (HDTP) at Suffolk University Law School to conduct a two-year Fair Housing testing study throughout the 13 HOME communities. The study, which will include 130 tests, is designed to assess the level of race (black) and voucher-based discrimination in the rental housing market. Of the 86 tests that have been completed to date, 24 tests indicate discrimination. Suffolk University Law program has begun the complaint process with the Massachusetts Commission Against Discrimination. The goal of this process is to hold landlords responsible for discriminatory actions and work with them to prevent reoccurrence.

In FY24, the Newton Fair Housing Committee (FHC) partnered with the Suffolk School of Law Housing Discrimination Testing Program to educate the public about fair housing through two presentation format training. The first was a Landlord/Tenant Fair Housing Training and the second was "Fair Housing 101: Training for Real Estate Professionals." Real estate professionals were targeted for this training session, but the FHC also invited local committees and commissions. A third training targeting policy and city leadership was hosted by Henry Korman of Counsel to Klein Hornig LLP.

The Newton Fair Housing Committee developed a list of monthly meeting agenda items that align with the recommended AI strategies. These include:

Fair Housing protected groups

- Promote housing choice for diverse populations to advance Affirmatively Furthering Fair Housing (AFFH), with a focus on race/ethnicity, public subsidy, and disability
- Promote diversity, equity, inclusion and belonging in Newton
- Promote effective processes/practices for new affordable homeownership and resales
- Promote improved practices for real estate professionals to achieve more housing choice for diverse populations
- Identify and work to overcome barriers to successful tenancies and to improve processes for tenant selection in lottery and market rate multifamily rental housing

Learning/Teaching

- Enhance fair housing literature, website information and access for the public
- Promote Fair Housing training for real estate professionals, landlords, tenants, the public and committee members

Data and analysis

- Promote data collection on multi-family rental and new homeownership occupancy
- Enhance project review of housing developments to advance AFFH
- Support fair housing testing in Newton and the Consortium

Collaboration

- Collaborate with related Newton Commissions and Committees to increase affordable housing for households of various sizes and lower incomes and to encourage increased funding for affordable housing
- Promote affordable housing production in coordination with other City Commissions and Committees
- Support federal, state and City initiatives that promote AFFH
- Collaborate with Human Rights Commission on fair housing complaint process
- Contribute to Newton's Fair Housing related plans
- Address committee membership appointments with representation from Human Rights Commission and legal counsel with Fair Housing specialty.

Consortium Communities

Brookline identified three impediments to fair housing and complementary actions to address each barrier:

- Impediment # 1: Lack of affordable housing, particularly for low-income households, with an increased proportion of low-income households experiencing inadequate or cost-burdened housing.

Action: The Town continues to support efforts to provide affordable housing resources through federal and local resources, ranging from current bylaw inclusionary policies to funding opportunities available for affordable housing activities.

- Impediment # 2: Lack of public information about fair housing law rights and responsibilities.

Action: The Town continues to work with the Brookline's Commission for Diversity, Inclusion, and Community Relations. The Commission aims to promote fair housing, cooperation, tolerance, and respect by advancing, promoting and advocating for the human and civil rights of all through education, awareness, outreach and advocacy. Fair housing information is disseminated through the Town's website to inform the public about housing discrimination law and fair housing practices, enforcement, and individual counseling.

- Impediment # 3: Regulatory land use and zoning barriers to the production and preservation of housing for low-income households.

Action: The Brookline Housing Advisory Board promotes the production and preservation of housing affordable to low, moderate, and upper-moderate income households. One of the goals of the Board is to make recommendations to the Planning Board and Zoning Board on affordable housing needs, policies and programs. The policies align with the federal and state fair housing laws.

The Framingham's Fair Housing Committee is going through a restructuring. The Committee expects to be able to engage in fair housing and housing related projects more effectively once this is complete.

The Waltham Housing Division's HOME TBRA rental assistance program helps to overcome fair housing choice impediments. Applicants are free to search for housing within Waltham or within the HOME Consortium and Balance of State Continuum of Care (CoC) if the household cannot find housing of their choice in Waltham. The Housing Division also administers a CDBG housing rehabilitation program for lead paint abatement, weatherization, and accessibility improvements to assist low-moderate income homeowners and renters. This program helps invest in Waltham's existing housing stock and supports low-moderate income residents through zero-interest deferred loans. The Municipal Housing Trust also helps to overcome the effects of impediments by creating and financing affordable housing opportunities in Waltham.

Since the WestMetro HOME Consortium's FY21 Analysis of Impediments (AI), Watertown has

implemented several action steps identified in the AI. In 2021, the city created a system for collecting and tracking fair housing complaints and posted it on the municipal website. There was one fair housing complaint submitted in the last fiscal year. In FY23, 19 Watertown developments were included in the previously referenced parking utilization study by Metropolitan Area Planning Council to test whether parking requirements for new multifamily development are justified by demand. The results of this study have been used to support a proposed reduction in parking requirements for new residential developments in Watertown Square (from 1/unit to .5/unit and .25 for affordable developments).

CR-40 - Monitoring 91.220 and 91.230

Describe the standards and procedures used to monitor activities carried out in furtherance of the plan and used to ensure long-term compliance with requirements of the programs involved, including minority business outreach and the comprehensive planning requirements

Annually, the City prepares a risk assessment that takes into account the timing of an agency's last monitoring visit, whether a project is new, staff turnover, previous concerns and necessary follow-up, inconsistent submissions of reports or requisitions, and the agencies' ability to meet projected outputs and outcomes over the course of the program year. As a result, the risk assessment identifies Human Service and ESG projects that the City will monitor each year.

While a minimum of ten percent of all Human Service and ESG projects are required to be monitored each year, forty percent of Newton's Human Service portfolio and two activities in Newton's ESG portfolio were identified for monitoring for the end of FY24. The six Human Service projects were monitored in April and May of 2024. The two ESG activities were monitored in June 2024.

Please refer to the Appendix for the monitoring policies and procedures of the City and WestMetro HOME Consortium.

The City of Newton is the lead entity of the 13-member WestMetro HOME Consortium. Prior to FY19, the Consortium's annual HOME Program was monitored by FinePoint Associates, a private firm that provides monitoring services and technical assistance. Beginning in FY20, the City of Newton, as representative member of the WestMetro HOME Consortium, monitored HOME-funded activities (including Newton's own projects) that were identified through the WestMetro HOME Consortium's Risk-based Monitoring Plan. The City continued in this role into FY23 with monitoring FY20, FY21, FY22, and FY23 HOME-funded activities. In FY24, Newton continued to monitor HOME funded activities from FY22 and FY23. This monitoring is ongoing with the expectation of being complete in FY25.

Citizen Participation Plan 91.105(d); 91.115(d)

Describe the efforts to provide citizens with reasonable notice and an opportunity to comment on performance reports.

The draft Consolidated Annual Performance and Evaluation Report (CAPER) was posted to the City's website on August 28, 2024. It will be presented at the Annual Performance Public Hearing on September 10, 2024, during the Planning and Development Board meeting held in City Hall and virtually by Zoom.

Hard copies of the CAPER will be made available to the public throughout the 15-day comment period (September 10 through September 25, 2024). According to the City's Citizen Participation Plan, copies of the CAPER were available in other formats and in other languages, although no requests were made. In addition, notice of the draft CAPER's availability and the date of the Annual Performance Hearing were included in the Planning and Development Department's weekly report that is distributed digitally to several hundred recipients, including local nonprofits and other organizations serving low- and moderate-income individuals and minorities. A notice for the public hearing was published in the Boston Herald as well as in the MetroWest Daily News during the week of August 25, 2024.

CR-45 - CDBG 91.520(c)

Specify the nature of, and reasons for, any changes in the jurisdiction's program objectives and indications of how the jurisdiction would change its programs as a result of its experiences.

The CDBG goals for the period covered by the FY21-25 Consolidated Plan include: production of new affordable units, support of affordable homeownership, preservation of affordable housing, rehabilitation of existing units, increase awareness of fair housing policies and practices, provision of human services, and implementation of architectural accessibility improvements. In FY24, the City continued to make progress in executing these goals through the completion and ongoing work of activities identified in section CR-05: Goals and Outcomes.

No programmatic changes were made in FY24 that departed from the plans established in the FY21-FY25 (FFY20-FFY24) Consolidated Plan.

Consistent with the City's desire to address the need for affordable housing, \$1,125,690 in FY24 CDBG funds were allocated toward the development and rehabilitation of affordable housing. Full occupancy and project completion of Newton Housing Authority's Haywood House occurred in the Winter of 2023. This housing production project, which was awarded FY20 and FY21 CDBG funds, created 55 new affordable rental units for seniors. CDBG funded rehabilitation work on two of the 16 CAN-DO portfolio units wrapped up in FY24; a total of seven of these units have been rehabilitated in the last two years. In FY24, the City also finished the rehabilitation of Cascap's Nonantum Village Place (NVP) which includes 34 one-bedroom units for low-income older adults and an on-site resident manager unit. Rehabilitation of one single-family homeowner residence was also completed in FY24. Four first time homebuyers were assisted during the program year.

In FY24, Suffolk University Law School continued a two-year Fair Housing testing study throughout the 13 HOME communities to assess the level of race (black) and voucher-based discrimination in the rental housing market. Of the 86 tests that have been completed to date, 24 tests indicate discrimination. Suffolk University Law program has begun the complaint process with the Massachusetts Commission Against Discrimination. The goal of this process is to hold landlords responsible for discriminatory actions and work with them to prevent reoccurrence. The study was designed to respond to specific recommendations in the most recent Analysis of Impediments.

The Division continued to work with the City's full-time ADA Coordinator. This position staffs the Commission on Disability, which provides project recommendations for the CDBG-funded

architectural access program. The ADA Coordinator is also a valuable resource for ensuring that both City and CDBG access projects comply with state and federal accessibility regulations and guidelines. During FY24, the City closed out Phase I of the Marty Sender Trail Installation, an accessible pathway located at the Auburndale Playground. Construction was recently completed on the installation of accessible crossings at Langley Road, Warren Street and Chase Street. The City Hall Campus Exterior Pedestrian Access Improvements project also finished up in FY24. This project created an accessible crossing to the elevator entrance of City Hall through the installation of two curb cuts. Both projects will close out in FY25. These projects improved accessibility and mobility for persons with disabilities

CR-50 - HOME 91.520(d)

Include the results of on-site inspections of affordable rental housing assisted under the program to determine compliance with housing codes and other applicable regulations

The following HOME assisted units were scheduled to be inspected during the past year:

- 447 Concord Road, Bedford
- Waverly Woods/Olmstead, Belmont*
- 86 Dummer Street, Brookline
- 51-57 Beals Street, Brookline
- 282-294 Thoreau Street, Concord*
- 17 Edmands Road, Framingham
- Shilman House, Framingham
- Memorial House, Framingham
- 561-563 Mass Ave, Lexington
- 1751 Washington Street. Newton*
- Wiltshire Road, Newton*
- 6 Plain Street, Natick*
- Coolidge House, Natick*
- 82-86 Orange Street, Waltham
- 75-85 Myrtle Street, Waltham
- Crane Apartments, Waltham
- 35 Marguerite Avenue, Waltham*
- 120 Mount Auburn Street, Watertown*
- 319 Arlington Street, Watertown

*Indicates that monitoring is ongoing at the property

All the properties that were inspected in FY24 (FFY23) passed inspection.

Provide an assessment of the jurisdiction's affirmative marketing actions for HOME units.

92.351(b)

The WestMetro HOME Consortium's Affirmative Marketing Plan is utilized by all communities to guide the marketing process and requirements for all HOME-assisted units. The Plan was developed to align with the requirements of the 24 CFR 92.350 HOME regulations. In addition, many of the affordable units are developed under the M.G.L. 40B Guidelines and are subject to the stringent requirements of the state-administered program.

Each community's approach and oversight varies. For example, in Bedford the Bedford Housing Partnership reviews and approves all marketing plans for developments with affordable units for compliance with the appropriate regulations. For all communities, a large component of the marketing plan requires the developer to specifically list the methods they will use to affirmatively market the units. For HOME assisted units that are state-funded public housing units, Massachusetts regulation 760 CMR 5 outlines eligibility and selection criteria. The Common Housing Application for Massachusetts Public Housing (CHAMP) application system is used for these units.

Brookline utilizes an extensive list of outreach methods required for affirmatively marketing new affordable units to ensure that equitable access to government-assisted housing and inclusionary developments occurs. This includes advertising in local minority newspapers; direct mailings to local community organizations, churches, and synagogues; and a robust email distribution system to a listserv of over 5,000 households interested in affordable housing opportunities in Brookline. The Housing Division provides guidance to developers/managers in the preparation of affirmative marketing and tenant/buyer selection plans, and by pre-approving plans before the subsidizing agencies.

In Framingham, all developers with active HOME rental units have written Affirmative Marketing Plans. These developers include the Framingham Housing Authority, Jewish Community Housing for the Elderly, SMOC, Beacon Communities and others with plans in circulation among residents of their facilities. Each entity includes a series of provisions that outline residents' rights and the process of marketing units to all potential clients. Site monitoring visits by the City confirm the provisions meet HUD requirements that applicants receive "equal housing opportunities regardless of race, color, national origin, religion, sex, familial status, or disability."

The Needham Community Housing Specialist reviews all Affirmative Housing Marketing Plans for new projects that include affordable units and annually monitors the compliance of Chapter 40B homeownership projects and Local Action Units (LAUs). She is also responsible for

coordinating any refinancing or resales of affordable homeownership units as part of several projects, ensuring compliance with all affordability requirements, including affirmative outreach.

The City of Waltham requires developers who offer affordable units through the special permit process to contract with an approved lottery consultant to ensure that affirmative marketing procedures are in place. These procedures include minority outreach and a fair lottery process to select renters or buyers. This process is approved through the EOHLIC. Waltham also requires a Minority Business Enterprise/Women's Business Enterprise (MBE/MWE) Report Form for each project as part of HOME and CDBG regulatory agreements. The City will continue to encourage the inclusion of minority and women owned enterprises in HOME and CDBG funded activities, consistent with 24 CFR 92.350.

Watertown has a Capital Improvements Policy (2015) that is consistent with that of the HOME Consortium and the Department of Housing and Community Development (now EOHLIC). All 11 remaining legacy HOME-assisted American Dream Downpayment Assistance Loans have a recapture provision which is consistent with that of the HOME Consortium. Many of these loans have clauses that give the City the right of first refusal to purchase and require the seller to make a good-faith attempt to find an income-eligible buyer. In the latter case, City staff meet with the seller to ensure that they are working with a firm or nonprofit (such as MetroWest Collaborative Development) to market the unit in a manner consistent with fair housing requirements. Also, in the few cases where the Affordable Housing Restriction does not mandate an attempt to market the unit to an income-eligible buyer, the City has an increase recapture percentage, to recover additional monies from a market rate sale. All monies recaptured are returned to the West Metro HOME Consortium as program income.

Data on the amount and use of program income for projects, including the number of projects and owner and tenant characteristics

Each community in the Consortium has exclusive use of their program income for projects within their community. Some circumstances have led to communities relinquishing program income funds which are then made available consortium wide and allocated through an RFP process.

In FY24, the Consortium receipted \$51,375.03 of which \$8,164.65 was recorded as PI. (\$43,038.30 was receipted as HP, recaptured homebuyer loan program income, which is not eligible for PA conversion.) No PA subfunds were created from the total PI receipts in FY24. Per the Mutual Cooperation Agreement and FY24 Subrecipient Agreements, 70% of the subfunded PA funds are retained by the community that originated the program income; 30% of the

subfunded PA funds will go to support Consortium Administration.

Program income was utilized for the following projects and programs during FY24:

- HM22 Bedford TBRA Program, \$0 in program income
- HM20-22 Waltham TBRA Program, \$17,158.00 in program income
- HM22 Wayland TBRA Program, \$0 in program income
- HM21-23 Framingham TBRA Program, \$21,821.64 in program income

Separately, the IDIS system requires that program income be expended as it is received and replace entitlement funding for the project. Please refer to the following table showing these detailed expenditures.

HOME Program Income Expenditures in IDIS in FY24

| Project Number | Project Name | Sum of PI\$ |
|-----------------------|--|--------------------|
| HM20-7BF | Waltham TBRA: 71 Westland Avenue, Unit G-3 | \$75.00 |
| HM21-7BE | Waltham TBRA: 31 Middlesex Circle #2 | \$2,950.00 |
| HM22-7B14 | Waltham TBRA: 341 Second Avenue #601 | \$628.00 |
| HM22-7BA | Waltham TBRA: 50 Walnut Street #1 | \$1,740.00 |
| HM22-7BE | Waltham TBRA: 71 Westland Avenue #3G | \$4,959.00 |
| HM22-9C20 | Framingham TBRA: 106B Beaver Park Road | \$1,000.00 |
| HM22-9C21 | Framingham TBRA: 1110 Waverly St. Unit B | \$5,250.00 |
| HM22-9C22 | Framingham TBRA: 80 Redbud Way Apt. 3 | \$906.00 |
| HM22-9C23 | Consortium HOME Administration | \$3,000.00 |
| HM22-9CD | Framingham TBRA: 242 South Broadway | \$8,430.00 |
| HM23-7B01 | Waltham TBRA: 56 Middlesex Circle #2 | \$3,368.00 |
| HM23-7B02 | Waltham TBRA: 50 Carey Avenue #2 | \$2,168.00 |
| HM23-7B11 | Waltham TBRA: 94B Charlesbank Way | \$160.00 |
| HM23-7B15 | FY23 Waltham TBRA SDAP | \$1,110.00 |
| HM23-9C06 | Framingham SDAP: 266 Waverly St. Apt 451 | \$1,235.00 |
| HM23-9C08 | Framingham SDAP: 220 Harvard Street | \$5,000.00 |
| Totals | | \$41,979.64 |

Describe other actions taken to foster and maintain affordable housing. 91.220(k) (STATES ONLY: Including the coordination of LIHTC with the development of affordable housing). 91.320(j)

Many communities within the WestMetro HOME Consortium actively foster the preservation of existing affordable housing, including through HOME assisted rehabilitation of state-owned public housing and the implementation of Tenant Based Rental Assistance programs. HOME funds were also used to support projects with Low-Income Housing Tax Credits in Newton, Brookline, Framingham, Newton, and Waltham utilize CDBG funding to assist in rehabilitation and capital improvements of affordable housing properties.

Many other actions that communities are taking to foster affordable housing production can be found in Section CR-35: Public Housing.

CR-60 Subrecipients Awards

| Project | FY24 ESG Award |
|--|-----------------------|
| Brookline Center for Community Mental Health | |
| Homelessness Prevention | \$27,290.00 |
| Rapid Re-housing | \$26,460.00 |
| Community Day Center of Waltham – Shelter Services | \$43,180.00 |
| REACH Beyond Domestic Violence | |
| Emergency Shelter Operations | \$25,060.00 |
| The Second Step - Emergency Shelter Operations | \$30,070.00 |
| ESG Administration | \$12,328.00 |

1. Recipient Information—All Recipients Complete

Basic Grant Information

| | |
|---|------------|
| Recipient Name | NEWTON |
| Organizational DUNS Number | 076576826 |
| EIN/TIN Number | 046001404 |
| Identify the Field Office | BOSTON |
| Identify CoC(s) in which the recipient or subrecipient(s) will provide ESG assistance | Boston CoC |

ESG Contact Name

| | |
|-------------|--------------------------------------|
| Prefix | |
| First Name | NIKA |
| Middle Name | 0 |
| Last Name | SANDAL |
| Suffix | 0 |
| Title | Senior Community Development Manager |

ESG Contact Address

| | |
|------------------|--------------------------|
| Street Address 1 | 1000 Commonwealth Avenue |
| Street Address 2 | 0 |
| City | Newton |
| State | MA |
| ZIP Code | 02459- |
| Phone Number | 6177961146 |
| Extension | 0 |
| Fax Number | 6177961142 |
| Email Address | nsandal@newtonma.gov |

ESG Secondary Contact

| | |
|---------------|-------------------------|
| Prefix | |
| First Name | SHAYLYN |
| Last Name | DAVIS -IANNACO |
| Suffix | 0 |
| Title | Housing Program Manager |
| Phone Number | 6177961125 |
| Extension | 0 |
| Email Address | sdavis@newtonma.gov |

2. Reporting Period—All Recipients Complete

Program Year Start Date 07/01/2023
Program Year End Date 06/30/2024

3a. Subrecipient Form – Complete one form for each subrecipient

Subrecipient or Contractor Name: NEWTON
City: Newton Centre
State: MA
Zip Code: 02459, 1449
DUNS Number: 076576826
Is subrecipient a victim services provider: N
Subrecipient Organization Type: Unit of Government
ESG Subgrant or Contract Award Amount: 12,328.00

Subrecipient or Contractor Name: BROOKLINE COMMUNITY MENTAL HEALTH CENTER
City: Brookline
State: MA
Zip Code: 02445, 4445
DUNS Number: 097444186
Is subrecipient a victim services provider: N
Subrecipient Organization Type: Other Non-Profit Organization
ESG Subgrant or Contract Award Amount: \$53,750

Subrecipient or Contractor Name: REACH Beyond Domestic Violence, Inc.

City: Waltham

State: MA

Zip Code: 02454, 0024

DUNS Number: 781777412

Is subrecipient a victim services provider: Y

Subrecipient Organization Type: Other Non-Profit Organization

ESG Subgrant or Contract Award Amount: \$25,060

Subrecipient or Contractor Name: The Second Step

City: Newton

State: MA

Zip Code: 02460, 0002

DUNS Number: 028016942

Is subrecipient a victim services provider: Y

Subrecipient Organization Type: Other Non-Profit Organization

ESG Subgrant or Contract Award Amount: \$30,070.00

Subrecipient or Contractor Name: Community Day Center of Waltham, Inc.

City: Waltham

State: MA

Zip Code: 02454, 1066

DUNS Number: 791377612

Is subrecipient a victim services provider: N

Subrecipient Organization Type: Other Non-Profit Organization

ESG Subgrant or Contract Award Amount: \$43,180.00

CR-70 – ESG 91.520(g) - Assistance Provided and Outcomes

10. Shelter Utilization

| | |
|---------------------------------------|-------|
| Number of New Units - Rehabbed | 0 |
| Number of New Units - Conversion | 0 |
| Total Number of bed-nights available* | 2.928 |
| Total Number of bed-nights provided* | 2.928 |
| Capacity Utilization | 99.9% |

Table 10 – Shelter Capacity

11. Project Outcomes Data measured under the performance standards developed in consultation with the CoC(s)

In conjunction with a review committee comprised of representatives from the Newton Department of Health and Human Services, City of Waltham, BoS CoC, and BNWW CoC homeless providers (non-ESG subrecipients), the City’s Housing and Community Development Division reviews and evaluates responses to the Request for Proposals for ESG funding. Proposals are ranked based on the project’s staff capacity, proposed outcomes, past performances, target population, and the most pressing needs in the region. Projects are funded on their successful operation and ability to promote housing stabilization.

APPENDIX

Monitoring Policies and Procedures for the City of Newton and the WestMetro HOME Consortium

Human Services

Annually, during the third quarter of each program year, Division staff monitors human service subrecipient agencies. All new projects are monitored during the first year of operation. Existing agencies/projects are selected based on the results of a risk analysis. At least ten percent of all human service projects are monitored each year. The monitoring process includes the following documentation:

- Risk analysis results and monitoring schedule,
- Notification letter sent to subrecipient agency,
- On-site monitoring visit documentation, including completion of steps outlined in the attached monitoring agenda, and
- Letter to the agency that outlines the result of the monitoring visit, including any follow up action required. All monitoring documentation shall be filed in the “monitoring” folder within the project file.

While a minimum of ten percent of all human service and ESG projects are required to be monitored each year, forty percent of Newton’s human service portfolio and two activities in Newton’s ESG portfolio were identified for monitoring in FY24. The six human service projects (40%) were monitored in April and May of 2024. The four ESG activities were monitored in June 2024.

HOME/CDBG Housing Development Projects

Staff monitors every rental project assisted with HOME funds on an annual basis and does an on-site file review of CDBG-funded projects biennially. Except for HOME projects, staff does not conduct on-site file reviews of projects monitored by MassHousing, the MA Department of Housing and Community Development or other approved monitoring agencies. In these cases, staff contacts property managers or owners to verify that an annual inspection was conducted and requests written results of the monitoring visit.

In general, the monitoring process includes the following steps:

- Perform risk analysis if project is CDBG-funded and is not scheduled to be monitored. The risk analysis considers criteria such as past performance of the agency/project, experience level of staff administering the project, project-specific factors such as number of units and funding sources, and program complexity;
- Develop monitoring schedule based on risk analysis and if a project is funded with HOME or CDBG funds;
- Send letter notifying owner that units will be monitored for CDBG/HOME compliance and compliance with sub-recipient agreement. The letter identifies the date and time of the monitoring visit and identifies specific items to be monitored (i.e. income limit documentation, lease agreements, unit inspection results, performance goals, if applicable, etc.);
- Complete on-site monitoring visit including completion of the following forms, as

applicable: Lease Requirements Checklist, Housing Quality Standards inspection form, and CDBG or HOME Checklist Monitoring Form, including compliance with timely expenditure of funds, comprehensive planning, and minority business outreach as applicable;

- Send letter to the owner outlining the result of the monitoring visit including any follow-up action required.

WestMetro HOME Consortium

To ensure accountability, respond to community needs, and use HOME resources efficiently and effectively, the WestMetro HOME Consortium follows the comprehensive monitoring plan outlined below.

Monitoring Objectives and Strategy

The same risk-analysis and notification protocol identified above is used by the WestMetro HOME Consortium. Overall monitoring objectives of the HOME Consortium monitoring plan include:

- Identifying and tracking program and project results;
- Identifying technical assistance needs of member communities, CHDOs, and subrecipient staff;
- Ensuring timely expenditure of HOME funds, as well as compliance with comprehensive planning, and minority business outreach as applicable;
- Documenting compliance with program rules;
- Preventing fraud and abuse; and
- Identifying innovative tools and techniques that support affordable housing goals.

To ensure an appropriate level of staff effort, the Consortium's monitoring strategy involves a two-pronged approach – ongoing monitoring and on-site monitoring.

Ongoing Monitoring

Ongoing monitoring occurs for all HOME-assisted activities each program year. Basic ongoing monitoring involves the review of activities to ensure regulatory compliance and track program performance. Particular attention is paid to the consistent use of the Consortium's Project and IDIS Setup and Completion forms, and Comprehensive Project Checklists. At least annually, the Consortium assesses the financial condition of HOME-assisted rental projects with ten or more HOME-assisted units to determine the continued financial viability of the project.

On-Site Monitoring

On-site monitoring seeks to closely examine whether performance or compliance problems exist and to identify the aspects of the program or project that are contributing to the adverse situation. A risk factor analysis is used to target certain HOME program areas or organizations for in-depth monitoring each year. Results of the monitoring are documented in HUD-provided HOME Monitoring checklists and reviewed with staff of the city/town. Any findings are discussed and a course of action is developed to resolve the problem going forward.

Aggregates data from CAPERs submitted to HUD by selected criteria (project type and/or specific question)

i Due to changes in the CAPER as of 10/1/2023, some tables have been retired and replaced by updated versions. Depending on the date range of data included, you will automatically see previous versions of those tables, new ones, or both. Tables that are retired as of 10/1/2023 are marked as such in their title.

*Instructions: Select an option for each filter. **Aggregate mode** sums data together from separate CAPERRs and presents the output as the regular CAPER table shell. **Details mode** outputs one row for each included CAPER, with a column for each cell of data. Data in Q4 can't be summed, and only outputs in details mode.*

In aggregate mode, numbers in green italics have been recalculated or weighted based on available totals.

If you attempt to pull an entire CAPER, especially aggregating over many recipients, you may have to wait several minutes for the result. Use the "Email me" button to run the report and email you the results when it's complete. You can navigate to other pages in Sage while that's running.

"Year" means the year of the start date for the submission.

This Aggregator uses data from reports with a status of Review in Progress, Reviewed, or Submitted.

Report criteria

Year

Recipient - ESG Grant

(1 selected)

Selected: ESG: Newton - MA

TIP: Hold down the CTRL key on the keyboard and click with the mouse in order to select more than one Recipient - ESG Grant.

CAPER Project Type

TIP: Hold down the CTRL key on the keyboard and click with the mouse in order to select more than one choice.

- (all)
- Day Shelter
- Emergency Shelter - Night-by-Night
- Emergency Shelter - Entry Exit
- Homelessness Prevention
- PH - Rapid Re-Housing
- Street Outreach
- Transitional Housing
- archived -
- Coordinated Assessment
- Services Only

View report as **i** Aggregate / summary Details / data Both aggregate and details

Grant List

Showing 1 to 1 of 1 entries Show entries Filter:

| Jurisdiction | Type | Start Date | End Date | Current Status |
|--------------|-------|------------|-----------|----------------|
| | CAPER | 7/1/2023 | 6/30/2024 | Submitted |

Showing 1 to 1 of 1 entries Show entries Previous Next

Q04a: Project Identifiers in HMIS

🔍 Please select details made in the filters above to see Q4 information.

CSV uploads containing multiple project rows in Q4 will display as separate rows here using the same value in Project Info Row ID.

Q05a: Report Validations Table

| Category | Count of Clients for DQ | Count of Clients |
|---|-------------------------|------------------|
| Total Number of Persons Served | 276 | 276 |
| Number of Adults (Age 18 or Over) | 226 | 226 |
| Number of Children (Under Age 18) | 50 | 50 |
| Number of Persons with Unknown Age | 0 | 0 |
| Number of Leavers | 163 | 163 |
| Number of Adult Leavers | 135 | 135 |
| Number of Adult and Head of Household Leavers | 135 | 135 |
| Number of Stayers | 113 | 113 |
| Number of Adult Stayers | 91 | 91 |
| Number of Veterans | 4 | 4 |
| Number of Chronically Homeless Persons | 64 | 64 |
| Number of Youth Under Age 25 | 13 | 13 |
| Number of Parenting Youth Under Age 25 with Children | 5 | 5 |
| Number of Adult Heads of Household | 221 | 221 |
| Number of Child and Unknown-Age Heads of Household | 0 | 0 |
| Heads of Households and Adult Stayers in the Project 365 Days or More | 22 | 22 |

🔍 Effective 1/1/2023, this question includes separate columns for totals relevant to the DQ questions and totals relevant to the entire APR. Data uploaded prior to 1/1/2023 has been bulk updated to use the same totals for both columns in order to support calculations in the Aggregator.

Q06a: Data Quality: Personally Identifying Information

| | Client Doesn't Know/Prefers Not to Answer | Information Missing | Data Issues | Total | % of Issue Rate |
|------------------------|---|---------------------|-------------|-------|-----------------|
| Name | 0 | 0 | 1 | 1 | 0.36% |
| Social Security Number | 8 | 68 | 5 | 81 | 29.35% |
| Date of Birth | 0 | 0 | 5 | 5 | 1.81% |
| Race/Ethnicity | 11 | 0 | 0 | 11 | 3.99% |
| Gender | 0 | 0 | 0 | 0 | 0% |
| Overall Score | 0 | 0 | 0 | 83 | 30.07% |

New as of 10/1/2023.

Numbers in *green italics* have been recalculated or weighted based on available totals.

Q06b: Data Quality: Universal Data Elements

| Data Element | Client Doesn't Know/Prefers Not to Answer | Information Missing | Data Issues | Total | % of Issue Rate |
|-----------------------------------|---|---------------------|-------------|-------|-----------------|
| Veteran Status | 1 | 2 | 0 | 3 | 1.33% |
| Project Start Date | 0 | 0 | 1 | 1 | 0.36% |
| Relationship to Head of Household | 0 | 0 | 0 | 0 | 0% |
| Enrollment CoC | 0 | 0 | 0 | 0 | 0% |
| Disabling Condition | 0 | 0 | 0 | 0 | 0% |

Numbers in *green italics* have been recalculated or weighted based on available totals.

Q06c: Data Quality: Income and Housing Data Quality

| Data Element | Client Doesn't Know/Prefers Not to Answer | Information Missing | Data Issues | Total | % of Error Rate |
|---|---|---------------------|-------------|-------|-----------------|
| Destination | 0 | 7 | 0 | 7 | 4.29% |
| Income and Sources at Start | 0 | 1 | 0 | 1 | 0.44% |
| Income and Sources at Annual Assessment | 0 | 20 | 0 | 20 | 90.91% |
| Income and Sources at Exit | 0 | 0 | 0 | 0 | 0% |

Numbers in *green italics* have been recalculated or weighted based on available totals.

Q06d: Data Quality: Chronic Homelessness

| Entering into project type | Count of Total Records | Missing Time in Institution | Missing Time in Housing | Approximate Date Started DK/R/missing | Number of Times DK/R/missing | Number of Months DK/R/missing | % of Records Unable to Calculate |
|------------------------------------|------------------------|-----------------------------|-------------------------|---------------------------------------|------------------------------|-------------------------------|----------------------------------|
| ES-EE, ES-NbN, SH, Street Outreach | 63 | 0 | 0 | 0 | 0 | 0 | 0 |
| TH | 17 | 0 | 0 | 0 | 0 | 0 | 0 |
| PH (All) | 10 | 0 | 0 | 0 | 0 | 0 | 0 |
| CE | 0 | 0 | 0 | 0 | 0 | 0 | 0 |
| SSO, Day Shelter, HP | 136 | 0 | 1 | 0 | 3 | 3 | .04 |
| Total | 226 | 0 | 0 | 0 | 0 | 0 | 2.21% |

Numbers in *green italics* have been recalculated or weighted based on available totals.

Q06e: Data Quality: Timeliness

| Time for Record Entry | Number of Project Start Records | Number of Project Exit Records |
|-----------------------|---------------------------------|--------------------------------|
| < 0 days | 0 | 0 |
| 0 days | 111 | 28 |
| 1-3 Days | 12 | 18 |
| 4-6 Days | 2 | 8 |
| 7-10 Days | 4 | 10 |
| 11+ Days | 57 | 98 |

Q06f: Data Quality: Inactive Records: Street Outreach & Emergency Shelter

| Data Element | # of Records | # of Inactive Records | % of Inactive Records |
|--|--------------|-----------------------|-----------------------|
| Contact (Adults and Heads of Household in Street Outreach or ES - NbN) | 0 | 0 | 0 |
| Bed Night (All Clients in ES - NbN) | 0 | 0 | 0 |

Numbers in *green italics* have been recalculated or weighted based on available totals.

Q07a: Number of Persons Served

| | Total | Without Children | With Children and Adults | With Only Children | Unknown Household Type |
|---|-------|------------------|--------------------------|--------------------|------------------------|
| Adults | 226 | 190 | 36 | 0 | 0 |
| Children | 50 | 0 | 50 | 0 | 0 |
| Client Doesn't Know/Prefers Not to Answer | 0 | 0 | 0 | 0 | 0 |
| Data Not Collected | 0 | 0 | 0 | 0 | 0 |
| Total | 276 | 190 | 86 | 0 | 0 |
| For PSH & RRH – the total persons served who moved into housing | 4 | 0 | 4 | 0 | 0 |

Q07b: Point-in-Time Count of Persons on the Last Wednesday

| | Total | Without Children | With Children and Adults | With Only Children | Unknown Household Type |
|---------|-------|------------------|--------------------------|--------------------|------------------------|
| January | 107 | 82 | 25 | 0 | 0 |
| April | 95 | 63 | 32 | 0 | 0 |
| July | 86 | 61 | 25 | 0 | 0 |
| October | 82 | 57 | 25 | 0 | 0 |

Q08a: Households Served

| | Total | Without Children | With Children and Adults | With Only Children | Unknown Household Type |
|--|-------|------------------|--------------------------|--------------------|------------------------|
| Total Households | 221 | 189 | 32 | 0 | 0 |
| For PSH & RRH – the total households served who moved into housing | 2 | 0 | 2 | 0 | 0 |

Q08b: Point-in-Time Count of Households on the Last Wednesday

| | Total | Without Children | With Children and Adults | With Only Children | Unknown Household Type |
|---------|-------|------------------|--------------------------|--------------------|------------------------|
| January | 93 | 82 | 11 | 0 | 0 |
| April | 77 | 63 | 14 | 0 | 0 |
| July | 70 | 60 | 10 | 0 | 0 |
| October | 68 | 57 | 11 | 0 | 0 |

Q09a: Number of Persons Contacted

| Number of Persons Contacted | All Persons Contacted | First contact – NOT staying on the Streets, ES-EE, ES-NbN, or SH | First contact – WAS staying on Streets, ES-EE, ES-NbN, or SH | First contact – Worker unable to determine |
|-----------------------------|-----------------------|--|--|--|
| Once | 0 | 0 | 0 | 0 |
| 2-5 Times | 0 | 0 | 0 | 0 |
| 6-9 Times | 0 | 0 | 0 | 0 |
| 10+ Times | 0 | 0 | 0 | 0 |
| Total Persons Contacted | 0 | 0 | 0 | 0 |

Q09b: Number of Persons Newly Engaged

| Number of Persons Engaged | All Persons Contacted | First contact – NOT staying on the Streets, ES-EE, ES-NbN, or SH | First contact – WAS staying on Streets, ES-EE, ES-NbN, or SH | First contact – Worker unable to determine |
|---------------------------|-----------------------|--|--|--|
| Once | 0 | 0 | 0 | 0 |
| 2-5 Contacts | 0 | 0 | 0 | 0 |
| 6-9 Contacts | 0 | 0 | 0 | 0 |
| 10+ Contacts | 0 | 0 | 0 | 0 |
| Total Persons Engaged | 0 | 0 | 0 | 0 |
| Rate of Engagement | <i>0</i> | <i>0</i> | <i>0</i> | <i>0</i> |

Numbers in *green italics* have been recalculated or weighted based on available totals.

Q10a: Gender

| | Total | Without Children | With Children and Adults | With Only Children | Unknown Household Type |
|---|-------|------------------|--------------------------|--------------------|------------------------|
| Woman | 119 | 72 | 47 | 0 | 0 |
| Man | 152 | 115 | 37 | 0 | 0 |
| Culturally Specific Identity | 0 | 0 | 0 | 0 | 0 |
| Transgender | 0 | 0 | 0 | 0 | 0 |
| Non-Binary | 1 | 1 | 0 | 0 | 0 |
| Questioning | 0 | 0 | 0 | 0 | 0 |
| Different Identity | 0 | 0 | 0 | 0 | 0 |
| Woman/Man | 2 | 0 | 2 | 0 | 0 |
| Woman/Culturally Specific Identity | 0 | 0 | 0 | 0 | 0 |
| Woman/Transgender | 1 | 1 | 0 | 0 | 0 |
| Woman/Non-Binary | 0 | 0 | 0 | 0 | 0 |
| Woman/Questioning | 0 | 0 | 0 | 0 | 0 |
| Woman/Different Identity | 0 | 0 | 0 | 0 | 0 |
| Man/Culturally Specific Identity | 0 | 0 | 0 | 0 | 0 |
| Man/Transgender | 0 | 0 | 0 | 0 | 0 |
| Man/Non-Binary | 0 | 0 | 0 | 0 | 0 |
| Man/Questioning | 0 | 0 | 0 | 0 | 0 |
| Man/Different Identity | 0 | 0 | 0 | 0 | 0 |
| Culturally Specific Identity/Transgender | 0 | 0 | 0 | 0 | 0 |
| Culturally Specific Identity/Non-Binary | 0 | 0 | 0 | 0 | 0 |
| Culturally Specific Identity/Questioning | 0 | 0 | 0 | 0 | 0 |
| Culturally Specific Identity/Different Identity | 0 | 0 | 0 | 0 | 0 |
| Transgender/Non-Binary | 0 | 0 | 0 | 0 | 0 |
| Transgender/Questioning | 0 | 0 | 0 | 0 | 0 |
| Transgender/Different Identity | 0 | 0 | 0 | 0 | 0 |
| Non-Binary/Questioning | 0 | 0 | 0 | 0 | 0 |
| Non-Binary/Different Identity | 0 | 0 | 0 | 0 | 0 |
| Questioning/Different Identity | 0 | 0 | 0 | 0 | 0 |
| More than 2 Gender Identities Selected | 1 | 1 | 0 | 0 | 0 |
| Client Doesn't Know/Prefers Not to Answer | 0 | 0 | 0 | 0 | 0 |
| Data Not Collected | 0 | 0 | 0 | 0 | 0 |
| Total | 276 | 190 | 86 | 0 | 0 |

New as of 10/1/2023.

Q10d: Gender by Age Ranges

| | Total | Under Age 18 | Age 18-24 | Age 25-64 | Age 65+ | Client Doesn't Know/Prefers Not to Answer | Data Not Collected |
|---|------------|--------------|-----------|------------|-----------|---|--------------------|
| Woman | 119 | 17 | 8 | 79 | 15 | 0 | 0 |
| Man | 152 | 31 | 8 | 103 | 10 | 0 | 0 |
| Culturally Specific Identity | 0 | 0 | 0 | 0 | 0 | 0 | 0 |
| Transgender | 0 | 0 | 0 | 0 | 0 | 0 | 0 |
| Non-Binary | 1 | 0 | 0 | 1 | 0 | 0 | 0 |
| Questioning | 0 | 0 | 0 | 0 | 0 | 0 | 0 |
| Different Identity | 0 | 0 | 0 | 0 | 0 | 0 | 0 |
| Woman/Man | 2 | 2 | 0 | 0 | 0 | 0 | 0 |
| Woman/Culturally Specific Identity | 0 | 0 | 0 | 0 | 0 | 0 | 0 |
| Woman/Transgender | 1 | 0 | 0 | 1 | 0 | 0 | 0 |
| Woman/Non-Binary | 0 | 0 | 0 | 0 | 0 | 0 | 0 |
| Woman/Questioning | 0 | 0 | 0 | 0 | 0 | 0 | 0 |
| Woman/Different Identity | 0 | 0 | 0 | 0 | 0 | 0 | 0 |
| Man/Culturally Specific Identity | 0 | 0 | 0 | 0 | 0 | 0 | 0 |
| Man/Transgender | 0 | 0 | 0 | 0 | 0 | 0 | 0 |
| Man/Non-Binary | 0 | 0 | 0 | 0 | 0 | 0 | 0 |
| Man/Questioning | 0 | 0 | 0 | 0 | 0 | 0 | 0 |
| Man/Different Identity | 0 | 0 | 0 | 0 | 0 | 0 | 0 |
| Culturally Specific Identity/Transgender | 0 | 0 | 0 | 0 | 0 | 0 | 0 |
| Culturally Specific Identity/Non-Binary | 0 | 0 | 0 | 0 | 0 | 0 | 0 |
| Culturally Specific Identity/Questioning | 0 | 0 | 0 | 0 | 0 | 0 | 0 |
| Culturally Specific Identity/Different Identity | 0 | 0 | 0 | 0 | 0 | 0 | 0 |
| Transgender/Non-Binary | 0 | 0 | 0 | 0 | 0 | 0 | 0 |
| Transgender/Questioning | 0 | 0 | 0 | 0 | 0 | 0 | 0 |
| Transgender/Different Identity | 0 | 0 | 0 | 0 | 0 | 0 | 0 |
| Non-Binary/Questioning | 0 | 0 | 0 | 0 | 0 | 0 | 0 |
| Non-Binary/Different Identity | 0 | 0 | 0 | 0 | 0 | 0 | 0 |
| Questioning/Different Identity | 0 | 0 | 0 | 0 | 0 | 0 | 0 |
| More than 2 Gender Identities Selected | 1 | 0 | 0 | 0 | 1 | 0 | 0 |
| Client Doesn't Know/Prefers Not to Answer | 0 | 0 | 0 | 0 | 0 | 0 | 0 |
| Data Not Collected | 0 | 0 | 0 | 0 | 0 | 0 | 0 |
| Total | 276 | 50 | 16 | 184 | 26 | 0 | 0 |

New as of 10/1/2023.

Q11: Age

| | Total | Without Children | With Children and Adults | With Only Children | Unknown Household Type |
|---|------------|------------------|--------------------------|--------------------|------------------------|
| Under 5 | 17 | 0 | 17 | 0 | 0 |
| 5-12 | 23 | 0 | 23 | 0 | 0 |
| 13-17 | 10 | 0 | 10 | 0 | 0 |
| 18-24 | 16 | 9 | 7 | 0 | 0 |
| 25-34 | 31 | 20 | 11 | 0 | 0 |
| 35-44 | 59 | 48 | 11 | 0 | 0 |
| 45-54 | 53 | 49 | 4 | 0 | 0 |
| 55-64 | 41 | 38 | 3 | 0 | 0 |
| 65+ | 26 | 26 | 0 | 0 | 0 |
| Client Doesn't Know/Prefers Not to Answer | 0 | 0 | 0 | 0 | 0 |
| Data Not Collected | 0 | 0 | 0 | 0 | 0 |
| Total | 276 | 190 | 86 | 0 | 0 |

New as of 10/1/2023.

Q12: Race and Ethnicity

| | Total | Without Children | With Children and Adults | With Only Children | Unknown Household Type |
|---|------------|------------------|--------------------------|--------------------|------------------------|
| American Indian, Alaska Native, or Indigenous | 0 | 0 | 0 | 0 | 0 |
| Asian or Asian American | 9 | 5 | 4 | 0 | 0 |
| Black, African American, or African | 64 | 40 | 24 | 0 | 0 |
| Hispanic/Latina/e/o | 34 | 17 | 17 | 0 | 0 |
| Middle Eastern or North African | 0 | 0 | 0 | 0 | 0 |
| Native Hawaiian or Pacific Islander | 0 | 0 | 0 | 0 | 0 |
| White | 122 | 103 | 19 | 0 | 0 |
| Asian or Asian American & American Indian, Alaska Native, or Indigenous | 0 | 0 | 0 | 0 | 0 |
| Black, African American, or African & American Indian, Alaska Native, or Indigenous | 0 | 0 | 0 | 0 | 0 |
| Hispanic/Latina/e/o & American Indian, Alaska Native, or Indigenous | 0 | 0 | 0 | 0 | 0 |
| Middle Eastern or North African & American Indian, Alaska Native, or Indigenous | 0 | 0 | 0 | 0 | 0 |
| Native Hawaiian or Pacific Islander & American Indian, Alaska Native, or Indigenous | 0 | 0 | 0 | 0 | 0 |
| White & American Indian, Alaska Native, or Indigenous | 0 | 0 | 0 | 0 | 0 |
| Black, African American, or African & Asian or Asian American | 0 | 0 | 0 | 0 | 0 |
| Hispanic/Latina/e/o & Asian or Asian American | 0 | 0 | 0 | 0 | 0 |
| Middle Eastern or North African & Asian or Asian American | 0 | 0 | 0 | 0 | 0 |
| Native Hawaiian or Pacific Islander & Asian or Asian American | 0 | 0 | 0 | 0 | 0 |
| White & Asian or Asian American | 0 | 0 | 0 | 0 | 0 |
| Hispanic/Latina/e/o & Black, African American, or African | 4 | 2 | 2 | 0 | 0 |
| Middle Eastern or North African & Black, African American, or African | 0 | 0 | 0 | 0 | 0 |
| Native Hawaiian or Pacific Islander & Black, African American, or African | 0 | 0 | 0 | 0 | 0 |
| White & Black, African American, or African | 2 | 0 | 2 | 0 | 0 |
| Middle Eastern or North African & Hispanic/Latina/e/o | 0 | 0 | 0 | 0 | 0 |
| Native Hawaiian or Pacific Islander & Hispanic/Latina/e/o | 0 | 0 | 0 | 0 | 0 |
| White & Hispanic/Latina/e/o | 25 | 16 | 9 | 0 | 0 |
| Native Hawaiian or Pacific Islander & Middle Eastern or North African | 0 | 0 | 0 | 0 | 0 |
| White & Middle Eastern or North African | 1 | 1 | 0 | 0 | 0 |
| White & Native Hawaiian or Pacific Islander | 0 | 0 | 0 | 0 | 0 |
| Multiracial – more than 2 races/ethnicity, with one being Hispanic/Latina/e/o | 4 | 4 | 0 | 0 | 0 |
| Multiracial – more than 2 races, where no option is Hispanic/Latina/e/o | 0 | 0 | 0 | 0 | 0 |
| Client Doesn't Know/Prefers Not to Answer | 11 | 2 | 9 | 0 | 0 |
| Data Not Collected | 0 | 0 | 0 | 0 | 0 |
| Total | 276 | 190 | 86 | 0 | 0 |

New as of 10/1/2023.

Q13a1: Physical and Mental Health Conditions at Start

| | Total Persons | Without Children | Adults in HH with Children & Adults | Children in HH with Children & Adults | With Children and Adults ☹ | With Only Children | Unknown Household Type |
|---|---------------|------------------|-------------------------------------|---------------------------------------|----------------------------|--------------------|------------------------|
| Mental Health Disorder | 154 | 144 | 6 | 4 | 0 | 0 | 0 |
| Alcohol Use Disorder | 47 | 47 | 0 | 0 | 0 | 0 | 0 |
| Drug Use Disorder | 21 | 21 | 0 | 0 | 0 | 0 | 0 |
| Both Alcohol Use and Drug Use Disorders | 27 | 27 | 0 | 0 | 0 | 0 | 0 |
| Chronic Health Condition | 85 | 72 | 7 | 6 | 0 | 0 | 0 |
| HIV/AIDS | 0 | 0 | 0 | 0 | 0 | 0 | 0 |
| Developmental Disability | 40 | 31 | 4 | 5 | 0 | 0 | 0 |
| Physical Disability | 61 | 56 | 3 | 2 | 0 | 0 | 0 |

☹ The "With Children and Adults" column is retired as of 10/1/2019 and replaced with the columns "Adults in HH with Children & Adults" and "Children in HH with Children & Adults".

Q13b1: Physical and Mental Health Conditions at Exit

| | Total Persons | Without Children | Adults in HH with Children & Adults | Children in HH with Children & Adults | With Children and Adults ☹ | With Only Children | Unknown Household Type |
|---|---------------|------------------|-------------------------------------|---------------------------------------|----------------------------|--------------------|------------------------|
| Mental Health Disorder | 91 | 84 | 4 | 3 | 0 | 0 | 0 |
| Alcohol Use Disorder | 32 | 31 | 1 | 0 | 0 | 0 | 0 |
| Drug Use Disorder | 8 | 8 | 0 | 0 | 0 | 0 | 0 |
| Both Alcohol Use and Drug Use Disorders | 13 | 13 | 0 | 0 | 0 | 0 | 0 |
| Chronic Health Condition | 50 | 40 | 6 | 4 | 0 | 0 | 0 |
| HIV/AIDS | 0 | 0 | 0 | 0 | 0 | 0 | 0 |
| Developmental Disability | 27 | 21 | 3 | 3 | 0 | 0 | 0 |
| Physical Disability | 38 | 34 | 3 | 1 | 0 | 0 | 0 |

☹ The "With Children and Adults" column is retired as of 10/1/2019 and replaced with the columns "Adults in HH with Children & Adults" and "Children in HH with Children & Adults".

Q13c1: Physical and Mental Health Conditions for Stayers

| | Total Persons | Without Children | Adults in HH with Children & Adults | Children in HH with Children & Adults | With Children and Adults ☹ | With Only Children | Unknown Household Type |
|---|---------------|------------------|-------------------------------------|---------------------------------------|----------------------------|--------------------|------------------------|
| Mental Health Disorder | 65 | 63 | 2 | 0 | 0 | 0 | 0 |
| Alcohol Use Disorder | 19 | 19 | 0 | 0 | 0 | 0 | 0 |
| Drug Use Disorder | 13 | 13 | 0 | 0 | 0 | 0 | 0 |
| Both Alcohol Use and Drug Use Disorders | 15 | 15 | 0 | 0 | 0 | 0 | 0 |
| Chronic Health Condition | 36 | 34 | 1 | 1 | 0 | 0 | 0 |
| HIV/AIDS | 0 | 0 | 0 | 0 | 0 | 0 | 0 |
| Developmental Disability | 15 | 13 | 1 | 1 | 0 | 0 | 0 |
| Physical Disability | 25 | 24 | 1 | 0 | 0 | 0 | 0 |

☹ The "With Children and Adults" column is retired as of 10/1/2019 and replaced with the columns "Adults in HH with Children & Adults" and "Children in HH with Children & Adults".

Q14a: History of Domestic Violence, Sexual Assault, Dating Violence, Stalking, or Human Trafficking

| | Total | Without Children | With Children and Adults | With Only Children | Unknown Household Type |
|---|------------|------------------|--------------------------|--------------------|------------------------|
| Yes | 77 | 52 | 25 | 0 | 0 |
| No | 147 | 136 | 11 | 0 | 0 |
| Client Doesn't Know/Prefers Not to Answer | 0 | 0 | 0 | 0 | 0 |
| Data Not Collected | 2 | 2 | 0 | 0 | 0 |
| Total | 226 | 190 | 36 | 0 | 0 |

Q14b: Most recent experience of domestic violence, sexual assault, dating violence, stalking, or human trafficking

| | Total | Without Children | With Children and Adults | With Only Children | Unknown Household Type |
|---|-----------|------------------|--------------------------|--------------------|------------------------|
| Within the past three months | 31 | 17 | 14 | 0 | 0 |
| Three to six months ago | 11 | 6 | 5 | 0 | 0 |
| Six months to one year | 6 | 2 | 4 | 0 | 0 |
| One year ago, or more | 29 | 27 | 2 | 0 | 0 |
| Client Doesn't Know/Prefers Not to Answer | 0 | 0 | 0 | 0 | 0 |
| Data Not Collected | 0 | 0 | 0 | 0 | 0 |
| Total | 77 | 52 | 25 | 0 | 0 |

New as of 10/1/2023.

Q15: Living Situation

| | Total | Without Children | With Children and Adults | With Only Children | Unknown Household Type |
|--|------------|------------------|--------------------------|--------------------|------------------------|
| Homeless Situations | | | | | |
| Place not meant for habitation | 107 | 104 | 3 | 0 | 0 |
| Emergency shelter, including hotel or motel paid for with emergency shelter voucher, Host Home shelter | 50 | 36 | 14 | 0 | 0 |
| Safe Haven | 1 | 0 | 1 | 0 | 0 |
| Subtotal - Homeless Situations | 158 | 140 | 18 | 0 | 0 |
| Institutional Situations | | | | | |
| Foster care home or foster care group home | 0 | 0 | 0 | 0 | 0 |
| Hospital or other residential non-psychiatric medical facility | 1 | 1 | 0 | 0 | 0 |
| Jail, prison, or juvenile detention facility | 1 | 1 | 0 | 0 | 0 |
| Long-term care facility or nursing home | 2 | 2 | 0 | 0 | 0 |
| Psychiatric hospital or other psychiatric facility | 0 | 0 | 0 | 0 | 0 |
| Substance abuse treatment facility or detox center | 1 | 1 | 0 | 0 | 0 |
| Subtotal - Institutional Situations | 5 | 5 | 0 | 0 | 0 |
| Temporary Situations | | | | | |
| Transitional housing for homeless persons (including homeless youth) | 0 | 0 | 0 | 0 | 0 |
| Residential project or halfway house with no homeless criteria | 0 | 0 | 0 | 0 | 0 |
| Hotel or motel paid for without emergency shelter voucher | 6 | 6 | 0 | 0 | 0 |
| Host Home (non-crisis) | 0 | 0 | 0 | 0 | 0 |
| Staying or living in a friend's room, apartment, or house | 13 | 6 | 7 | 0 | 0 |
| Staying or living in a family member's room, apartment, or house | 8 | 6 | 2 | 0 | 0 |
| Subtotal - Temporary Situations | 27 | 18 | 9 | 0 | 0 |
| Permanent Situations | | | | | |
| Rental by client, no ongoing housing subsidy | 24 | 18 | 6 | 0 | 0 |
| Rental by client, with ongoing housing subsidy | 6 | 4 | 2 | 0 | 0 |
| Owned by client, with ongoing housing subsidy | 3 | 2 | 1 | 0 | 0 |
| Owned by client, no ongoing housing subsidy | 2 | 2 | 0 | 0 | 0 |
| Subtotal - Permanent Situations | 35 | 26 | 9 | 0 | 0 |
| Client Doesn't Know/Prefers Not to Answer | 0 | 0 | 0 | 0 | 0 |
| Data Not Collected | 1 | 1 | 0 | 0 | 0 |
| Subtotal - Other Situations | 1 | 1 | 0 | 0 | 0 |
| TOTAL | 226 | 190 | 36 | 0 | 0 |

Updated 10/1/2023: Rows reordered and grouped differently. New "Rental by client, with ongoing housing subsidy" row includes data previously reported under separate subsidy types.

☞ Interim housing is retired as of 10/1/2019.

Q16: Cash Income - Ranges

| | Income at Start | Income at Latest Annual Assessment for Stayers | Income at Exit for Leavers |
|---|-----------------|--|----------------------------|
| No income | 114 | 1 | 62 |
| \$1 - \$150 | 0 | 0 | 1 |
| \$151 - \$250 | 1 | 0 | 1 |
| \$251 - \$500 | 12 | 0 | 10 |
| \$501 - \$1000 | 46 | 0 | 25 |
| \$1,001 - \$1,500 | 19 | 0 | 14 |
| \$1,501 - \$2,000 | 13 | 0 | 8 |
| \$2,001+ | 20 | 1 | 14 |
| Client Doesn't Know/Prefers Not to Answer | 0 | 0 | 0 |
| Data Not Collected | 1 | 0 | 0 |
| Number of Adult Stayers Not Yet Required to Have an Annual Assessment | 0 | 69 | 0 |
| Number of Adult Stayers Without Required Annual Assessment | 0 | 20 | 0 |
| Total Adults | 226 | 91 | 135 |

Q17: Cash Income - Sources

| | Income at Start | Income at Latest Annual Assessment for Stayers | Income at Exit for Leavers |
|--|-----------------|--|----------------------------|
| Earned Income | 35 | 1 | 27 |
| Unemployment Insurance | 2 | 0 | 1 |
| Supplemental Security Income (SSI) | 38 | 0 | 24 |
| Social Security Disability Insurance (SSDI) | 24 | 0 | 15 |
| VA Service-Connected Disability Compensation | 0 | 0 | 0 |
| VA Non-Service Connected Disability Pension | 0 | 0 | 0 |
| Private Disability Insurance | 0 | 0 | 0 |
| Worker's Compensation | 1 | 0 | 1 |
| Temporary Assistance for Needy Families (TANF) | 10 | 0 | 4 |
| General Assistance (GA) | 0 | 0 | 0 |
| Retirement Income from Social Security | 1 | 0 | 1 |
| Pension or retirement income from a former job | 3 | 0 | 3 |
| Child Support | 3 | 0 | 3 |
| Alimony and other spousal support | 1 | 0 | 1 |
| Other Source | 7 | 0 | 4 |
| Adults with Income Information at Start and Annual Assessment/Exit | 0 | 2 | 135 |

Q19b: Disabling Conditions and Income for Adults at Exit

| | AO: Adult with Disabling Condition | AO: Adult without Disabling Condition | AO: Total Adults | AO: % with Disabling Condition by Source | AC: Adult with Disabling Condition | AC: Adult without Disabling Condition | AC: Total Adults | AC: % with Disabling Condition by Source | UK: Adult with Disabling Condition | UK: Adult without Disabling Condition | UK: Total Adults | UK: % with Disabling Condition by Source |
|--|------------------------------------|---------------------------------------|------------------|--|------------------------------------|---------------------------------------|------------------|--|------------------------------------|---------------------------------------|------------------|--|
| Earned Income | 15 | 9 | 24 | <i>62.50%</i> | 0 | 3 | 3 | <i>0%</i> | 0 | 0 | 0 | <i>0</i> |
| Unemployment Insurance | 0 | 0 | 0 | <i>0</i> | 0 | 1 | 1 | <i>0%</i> | 0 | 0 | 0 | <i>0</i> |
| Supplemental Security Income (SSI) | 17 | 4 | 21 | <i>80.95%</i> | 1 | 2 | 3 | <i>33.33%</i> | 0 | 0 | 0 | <i>0</i> |
| Social Security Disability Insurance (SSDI) | 10 | 5 | 15 | <i>66.67%</i> | 0 | 0 | 0 | <i>0</i> | 0 | 0 | 0 | <i>0</i> |
| VA Service-Connected Disability Compensation | 0 | 0 | 0 | <i>0</i> | 0 | 0 | 0 | <i>0</i> | 0 | 0 | 0 | <i>0</i> |
| VA Non-Service-Connected Disability Pension | 0 | 0 | 0 | <i>0</i> | 0 | 0 | 0 | <i>0</i> | 0 | 0 | 0 | <i>0</i> |
| Private Disability Insurance | 0 | 0 | 0 | <i>0</i> | 0 | 0 | 0 | <i>0</i> | 0 | 0 | 0 | <i>0</i> |
| Worker's Compensation | 1 | 0 | 1 | <i>100.00%</i> | 0 | 0 | 0 | <i>0</i> | 0 | 0 | 0 | <i>0</i> |
| Temporary Assistance for Needy Families (TANF) | 1 | 1 | 2 | <i>50.00%</i> | 0 | 2 | 2 | <i>0%</i> | 0 | 0 | 0 | <i>0</i> |
| General Assistance (GA) | 0 | 0 | 0 | <i>0</i> | 0 | 0 | 0 | <i>0</i> | 0 | 0 | 0 | <i>0</i> |
| Retirement Income from Social Security | 1 | 0 | 1 | <i>100.00%</i> | 0 | 0 | 0 | <i>0</i> | 0 | 0 | 0 | <i>0</i> |
| Pension or retirement income from a former job | 2 | 0 | 2 | <i>100.00%</i> | 0 | 1 | 1 | <i>0%</i> | 0 | 0 | 0 | <i>0</i> |
| Child Support | 0 | 0 | 0 | <i>0</i> | 0 | 3 | 3 | <i>0%</i> | 0 | 0 | 0 | <i>0</i> |
| Alimony and other spousal support | 1 | 0 | 1 | <i>100.00%</i> | 0 | 0 | 0 | <i>0</i> | 0 | 0 | 0 | <i>0</i> |
| Other source | 3 | 0 | 3 | <i>100.00%</i> | 0 | 1 | 1 | <i>0%</i> | 0 | 0 | 0 | <i>0</i> |
| No Sources | 43 | 8 | 51 | <i>84.31%</i> | 3 | 8 | 11 | <i>27.27%</i> | 0 | 0 | 0 | <i>0</i> |
| Unduplicated Total Adults | 88 | 26 | 114 | | 4 | 17 | 21 | | 0 | 0 | 0 | |

Numbers in *green italics* have been recalculated or weighted based on available totals.

Q20a: Type of Non-Cash Benefit Sources

| | Benefit at Start | Benefit at Latest Annual Assessment for Stayers | Benefit at Exit for Leavers |
|--|------------------|---|-----------------------------|
| Supplemental Nutrition Assistance Program (SNAP) (Previously known as Food Stamps) | 151 | 0 | 85 |
| Special Supplemental Nutrition Program for Women, Infants, and Children (WIC) | 3 | 0 | 2 |
| TANF Child Care Services | 0 | 0 | 0 |
| TANF Transportation Services | 0 | 0 | 0 |
| Other TANF-Funded Services | 1 | 0 | 0 |
| Other Source | 1 | 0 | 0 |

Q21: Health Insurance

| | At Start | At Annual Assessment for Stayers | At Exit for Leavers |
|---|----------|----------------------------------|---------------------|
| MEDICAID | 200 | 0 | 126 |
| MEDICARE | 28 | 0 | 17 |
| State Children's Health Insurance Program | 17 | 0 | 14 |
| Veteran's Health Administration (VHA) | 0 | 0 | 0 |
| Employer-Provided Health Insurance | 4 | 0 | 2 |
| Health Insurance obtained through COBRA | 0 | 0 | 0 |
| Private Pay Health Insurance | 11 | 0 | 6 |
| State Health Insurance for Adults | 23 | 2 | 18 |
| Indian Health Services Program | 0 | 0 | 0 |
| Other | 2 | 0 | 1 |
| No Health Insurance | 19 | 1 | 6 |
| Client Doesn't Know/Prefers Not to Answer | 2 | 0 | 1 |
| Data Not Collected | 8 | 21 | 3 |
| Number of Stayers Not Yet Required to Have an Annual Assessment | 0 | 89 | 0 |
| 1 Source of Health Insurance | 213 | 2 | 126 |
| More than 1 Source of Health Insurance | 34 | 0 | 27 |

Q22a2: Length of Participation – ESG Projects

| | Total | Leavers | Stayers |
|--------------------------------|-------|---------|---------|
| 0 to 7 days | 9 | 3 | 6 |
| 8 to 14 days | 3 | 1 | 2 |
| 15 to 21 days | 14 | 7 | 7 |
| 22 to 30 days | 9 | 4 | 5 |
| 31 to 60 days | 57 | 37 | 20 |
| 61 to 90 days | 24 | 14 | 10 |
| 91 to 180 days | 47 | 30 | 17 |
| 181 to 365 days | 57 | 35 | 22 |
| 366 to 730 days (1-2 Yrs) | 49 | 29 | 20 |
| 731 to 1,095 days (2-3 Yrs) | 6 | 3 | 3 |
| 1,096 to 1,460 days (3-4 Yrs) | 1 | 0 | 1 |
| 1,461 to 1,825 days (4-5 Yrs) | 0 | 0 | 0 |
| More than 1,825 days (> 5 Yrs) | 0 | 0 | 0 |
| Total | 276 | 163 | 113 |

Q22c: Length of Time between Project Start Date and Housing Move-in Date

| | Total | Without Children | With Children and Adults | With Only Children | Unknown Household Type |
|--|--------------|------------------|--------------------------|--------------------|------------------------|
| 7 days or less | 0 | 0 | 0 | 0 | 0 |
| 8 to 14 days | 0 | 0 | 0 | 0 | 0 |
| 15 to 21 days | 0 | 0 | 0 | 0 | 0 |
| 22 to 30 days | 0 | 0 | 0 | 0 | 0 |
| 31 to 60 days | 4 | 0 | 4 | 0 | 0 |
| 61 to 90 days | 0 | 0 | 0 | 0 | 0 |
| 91 to 180 days | 0 | 0 | 0 | 0 | 0 |
| 181 to 365 days | 0 | 0 | 0 | 0 | 0 |
| 366 to 730 days (1-2 Yrs) | 0 | 0 | 0 | 0 | 0 |
| Total (persons moved into housing) | 4 | 0 | 4 | 0 | 0 |
| Average length of time to housing | <i>47.00</i> | <i>0</i> | <i>47.00</i> | <i>0</i> | <i>0</i> |
| Persons who were exited without move-in | 15 | 2 | 13 | 0 | 0 |
| Total persons | 19 | 2 | 17 | 0 | 0 |

Numbers in *green italics* have been recalculated or weighted based on available totals.

Q22d: Length of Participation by Household Type

| | Total | Without Children | With Children and Adults | With Only Children | Unknown Household Type |
|---------------------------|-------|------------------|--------------------------|--------------------|------------------------|
| 7 days or less | 9 | 5 | 4 | 0 | 0 |
| 8 to 14 days | 3 | 3 | 0 | 0 | 0 |
| 15 to 21 days | 14 | 14 | 0 | 0 | 0 |
| 22 to 30 days | 9 | 9 | 0 | 0 | 0 |
| 31 to 60 days | 57 | 37 | 20 | 0 | 0 |
| 61 to 90 days | 24 | 19 | 5 | 0 | 0 |
| 91 to 180 days | 47 | 27 | 20 | 0 | 0 |
| 181 to 365 days | 57 | 33 | 24 | 0 | 0 |
| 366 to 730 days (1-2 Yrs) | 49 | 36 | 13 | 0 | 0 |
| 731 days or more | 7 | 7 | 0 | 0 | 0 |
| Total | 276 | 190 | 86 | 0 | 0 |

Updated 10/1/2023: Data previously in categories of 1,096 days at higher has been collapsed into 731 days or more.

Q22e: Length of Time Prior to Housing - based on 3.917 Date Homelessness Started

| | Total | Without Children | With Children and Adults | With Only Children | Unknown Household Type |
|----------------------------|-------|------------------|--------------------------|--------------------|------------------------|
| 7 days or less | 19 | 8 | 11 | 0 | 0 |
| 8 to 14 days | 15 | 9 | 6 | 0 | 0 |
| 15 to 21 days | 12 | 5 | 7 | 0 | 0 |
| 22 to 30 days | 2 | 0 | 2 | 0 | 0 |
| 31 to 60 days | 11 | 3 | 8 | 0 | 0 |
| 61 to 90 days | 14 | 12 | 2 | 0 | 0 |
| 91 to 180 days | 28 | 19 | 9 | 0 | 0 |
| 181 to 365 days | 31 | 24 | 7 | 0 | 0 |
| 366 to 730 days (1-2 Yrs) | 17 | 17 | 0 | 0 | 0 |
| 731 days or more | 51 | 51 | 0 | 0 | 0 |
| Total | 200 | 148 | 52 | 0 | 0 |
| Not yet moved into housing | 15 | 2 | 13 | 0 | 0 |
| Data not collected | 38 | 35 | 3 | 0 | 0 |
| Total persons | 253 | 185 | 68 | 0 | 0 |

Q22f: Length of Time between Project Start Date and Housing Move-in Date by Race and Ethnicity

| | American Indian, Alaska Native, or Indigenous | Asian or Asian American | Black, African American, or African | Hispanic/Latina/e/o | Middle Eastern or North African | Native Hawaiian or Pacific Islander | White | At Least 1 Race and Hispanic/Latina/e/o | Multi-racial (does not include Hispanic/Latina/e/o) | Unknown (Don't Know, Preferred not to Answer, Data not Collected) |
|---------------------------------------|---|-------------------------|-------------------------------------|---------------------|---------------------------------|-------------------------------------|------------------|---|---|---|
| Persons Moved Into Housing | 0 | 0 | 2 | 1 | 0 | 0 | 0 | 0 | 0 | 1 |
| Persons Exited Without Move-In | 0 | 0 | 0 | 0 | 0 | 0 | 0 | 0 | 0 | 0 |
| Average time to Move-In | 0 | 0 | 36.00 | 58.00 | 0 | 0 | 0 | 0 | 0 | 58.00 |
| Median time to Move-In | Cannot calculate | Cannot calculate | Cannot calculate | Cannot calculate | Cannot calculate | Cannot calculate | Cannot calculate | Cannot calculate | Cannot calculate | Cannot calculate |

New as of 10/1/2023.

Q22g: Length of Time Prior to Housing by Race and Ethnicity - based on 3.917 Date Homelessness Started

| | American Indian, Alaska Native, or Indigenous | Asian or Asian American | Black, African American, or African | Hispanic/Latina/e/o | Middle Eastern or North African | Native Hawaiian or Pacific Islander | White | At Least 1 Race and Hispanic/Latina/e/o | Multi-racial (does not include Hispanic/Latina/e/o) | Unknown (Don't Know, Preferred not to Answer, Data not Collected) |
|------------------------------------|---|-------------------------|-------------------------------------|---------------------|---------------------------------|-------------------------------------|------------------|---|---|---|
| Persons Moved Into Housing | 0 | 9 | 37 | 33 | 0 | 0 | 84 | 27 | 1 | 9 |
| Persons Not Yet Moved Into Housing | 0 | 0 | 11 | 0 | 0 | 0 | 2 | 0 | 2 | 0 |
| Average time to Move-In | 0 | 334.00 | 621.81 | 245.48 | 0 | 0 | 590.28 | 315.54 | 109.00 | 112.22 |
| Median time to Move-In | Cannot calculate | Cannot calculate | Cannot calculate | Cannot calculate | Cannot calculate | Cannot calculate | Cannot calculate | Cannot calculate | Cannot calculate | Cannot calculate |

New as of 10/1/2023.

Q23c: Exit Destination

| | Total | Without Children | With Children and Adults | With Only Children | Unknown Household Type |
|---|------------|------------------|--------------------------|--------------------|------------------------|
| Homeless Situations | | | | | |
| Place not meant for habitation (e.g., a vehicle, an abandoned building, bus/train/subway station/airport or anywhere outside) | 50 | 50 | 0 | 0 | 0 |
| Emergency shelter, including hotel or motel paid for with emergency shelter voucher, Host Home shelter | 13 | 9 | 4 | 0 | 0 |
| Safe Haven | 0 | 0 | 0 | 0 | 0 |
| Subtotal - Homeless Situations | 63 | 59 | 4 | 0 | 0 |
| Institutional Situations | | | | | |
| Foster care home or foster care group home | 0 | 0 | 0 | 0 | 0 |
| Hospital or other residential non-psychiatric medical facility | 5 | 5 | 0 | 0 | 0 |
| Jail, prison, or juvenile detention facility | 1 | 1 | 0 | 0 | 0 |
| Long-term care facility or nursing home | 1 | 1 | 0 | 0 | 0 |
| Psychiatric hospital or other psychiatric facility | 4 | 4 | 0 | 0 | 0 |
| Substance abuse treatment facility or detox center | 2 | 2 | 0 | 0 | 0 |
| Subtotal - Institutional Situations | 13 | 13 | 0 | 0 | 0 |
| Temporary Situations | | | | | |
| Transitional housing for homeless persons (including homeless youth) | 7 | 2 | 5 | 0 | 0 |
| Residential project or halfway house with no homeless criteria | 1 | 1 | 0 | 0 | 0 |
| Hotel or motel paid for without emergency shelter voucher | 1 | 1 | 0 | 0 | 0 |
| Host Home (non-crisis) | 0 | 0 | 0 | 0 | 0 |
| Staying or living with family, temporary tenure (e.g., room, apartment, or house) | 6 | 2 | 4 | 0 | 0 |
| Staying or living with friends, temporary tenure (e.g., room, apartment, or house) | 3 | 1 | 2 | 0 | 0 |
| Moved from one HOPWA funded project to HOPWA TH | 0 | 0 | 0 | 0 | 0 |
| Subtotal - Temporary Situations | 18 | 7 | 11 | 0 | 0 |
| Permanent Situations | | | | | |
| Staying or living with family, permanent tenure | 4 | 4 | 0 | 0 | 0 |
| Staying or living with friends, permanent tenure | 0 | 0 | 0 | 0 | 0 |
| Moved from one HOPWA funded project to HOPWA PH | 0 | 0 | 0 | 0 | 0 |
| Rental by client, no ongoing housing subsidy | 22 | 9 | 13 | 0 | 0 |
| Rental by client, with ongoing housing subsidy | 32 | 14 | 18 | 0 | 0 |
| Owned by client, with ongoing housing subsidy | 1 | 1 | 0 | 0 | 0 |
| Owned by client, no ongoing housing subsidy | 3 | 1 | 2 | 0 | 0 |
| Subtotal - Permanent Situations | 62 | 29 | 33 | 0 | 0 |
| Other Situations | | | | | |
| No Exit Interview Completed | 3 | 3 | 0 | 0 | 0 |
| Other | 0 | 0 | 0 | 0 | 0 |
| Deceased | 0 | 0 | 0 | 0 | 0 |
| Client Doesn't Know/Prefers Not to Answer | 0 | 0 | 0 | 0 | 0 |
| Data Not Collected | 4 | 3 | 1 | 0 | 0 |
| Subtotal - Other Situations | 7 | 6 | 1 | 0 | 0 |
| Total | 163 | 114 | 49 | 0 | 0 |
| Total persons exiting to positive housing destinations | 62 | 29 | 33 | 0 | 0 |
| Total persons whose destinations excluded them from the calculation | 6 | 6 | 0 | 0 | 0 |
| Percentage | 39.49% | 26.85% | 67.35% | 0 | 0 |

Updated 10/1/2023: Rows reordered and grouped differently. Destinations with subsidies are now detailed in Q23d. Existing data has been updated to match new row order and relocated to Q23d as appropriate.

Numbers in *green italics* have been recalculated or weighted based on available totals.

Q23d: Exit Destination – Subsidy Type of Persons Exiting to Rental by Client With An Ongoing Subsidy

| | Total | Without Children | With Children and Adults | With Only Children | Unknown Household Type |
|---|-----------|------------------|--------------------------|--------------------|------------------------|
| GPD TIP housing subsidy | 0 | 0 | 0 | 0 | 0 |
| VASH housing subsidy | 0 | 0 | 0 | 0 | 0 |
| RRH or equivalent subsidy | 1 | 1 | 0 | 0 | 0 |
| HCV voucher (tenant or project based) (not dedicated) | 4 | 2 | 2 | 0 | 0 |
| Public housing unit | 5 | 2 | 3 | 0 | 0 |
| Rental by client, with other ongoing housing subsidy | 10 | 2 | 8 | 0 | 0 |
| Housing Stability Voucher | 4 | 1 | 3 | 0 | 0 |
| Family Unification Program Voucher (FUP) | 0 | 0 | 0 | 0 | 0 |
| Foster Youth to Independence Initiative (FYI) | 0 | 0 | 0 | 0 | 0 |
| Permanent Supportive Housing | 4 | 4 | 0 | 0 | 0 |
| Other permanent housing dedicated for formerly homeless persons | 0 | 0 | 0 | 0 | 0 |
| TOTAL | 28 | 12 | 16 | 0 | 0 |

New as of 10/1/2023: Existing data from Q23c prior to 10/1/2023 has been relocated to Q23d as appropriate.

Q23e: Exit Destination Type by Race and Ethnicity

| | Total | American Indian, Alaska Native, or Indigenous | Asian or Asian American | Black, African American, or African | Hispanic/Latina/e/o | Middle Eastern or North African | Native Hawaiian or Pacific Islander | White | At Least 1 Race and Hispanic/Latina/e/o | Multi-racial (does not include Hispanic/Latina/e/o) | Unknov (Don't Know, Prefer not to Answer Data not Collect |
|------------------------------|------------|---|-------------------------|-------------------------------------|---------------------|---------------------------------|-------------------------------------|-----------|---|---|---|
| Homeless Situations | 63 | 0 | 0 | 11 | 6 | 0 | 0 | 38 | 6 | 2 | 0 |
| Institutional Situations | 13 | 0 | 0 | 3 | 0 | 0 | 0 | 8 | 2 | 0 | 0 |
| Temporary Housing Situations | 18 | 0 | 1 | 2 | 2 | 0 | 0 | 7 | 6 | 0 | 0 |
| Permanent Housing Situations | 62 | 0 | 4 | 24 | 0 | 0 | 0 | 27 | 7 | 0 | 0 |
| Other | 7 | 0 | 0 | 3 | 1 | 0 | 0 | 1 | 1 | 0 | 1 |
| Total | 163 | 0 | 5 | 43 | 9 | 0 | 0 | 81 | 22 | 2 | 1 |

New as of 10/1/2023.

Q24a: Homelessness Prevention Housing Assessment at Exit

| | Total | Without Children | With Children and Adults | With Only Children | Unknown Household Type |
|---|-------|------------------|--------------------------|--------------------|------------------------|
| Able to maintain the housing they had at project start--Without a subsidy | 4 | 1 | 3 | 0 | 0 |
| Able to maintain the housing they had at project start--With the subsidy they had at project start | 4 | 2 | 2 | 0 | 0 |
| Able to maintain the housing they had at project start--With an on-going subsidy acquired since project start | 0 | 0 | 0 | 0 | 0 |
| Able to maintain the housing they had at project start--Only with financial assistance other than a subsidy | 0 | 0 | 0 | 0 | 0 |
| Moved to new housing unit--With on-going subsidy | 0 | 0 | 0 | 0 | 0 |
| Moved to new housing unit--Without an on-going subsidy | 6 | 0 | 6 | 0 | 0 |
| Moved in with family/friends on a temporary basis | 4 | 0 | 4 | 0 | 0 |
| Moved in with family/friends on a permanent basis | 0 | 0 | 0 | 0 | 0 |
| Moved to a transitional or temporary housing facility or program | 0 | 0 | 0 | 0 | 0 |
| Client became homeless - moving to a shelter or other place unfit for human habitation | 0 | 0 | 0 | 0 | 0 |
| Jail/prison | 0 | 0 | 0 | 0 | 0 |
| Deceased | 0 | 0 | 0 | 0 | 0 |
| Client Doesn't Know/Prefers Not to Answer | 0 | 0 | 0 | 0 | 0 |
| Data not collected (no exit interview completed) | 5 | 2 | 3 | 0 | 0 |
| Total | 23 | 5 | 18 | 0 | 0 |

Q24d: Language of Persons Requiring Translation Assistance

| Language Response (Top 20 Languages Selected) | Total Persons Requiring Translation Assistance | Language Name ¹ |
|---|--|----------------------------|
| 367 | 5 | Spanish |
| 171 | 2 | English |
| Different Preferred Language | 4 | |
| Total | 11 | |

New as of 10/1/2023.

¹This lookup is provided by Sage. The CSV upload contains only the response code.

Q25a: Number of Veterans

| | Total | Without Children | With Children and Adults | Unknown Household Type |
|---|-------|------------------|--------------------------|------------------------|
| Chronically Homeless Veteran | 2 | 2 | 0 | 0 |
| Non-Chronically Homeless Veteran | 2 | 2 | 0 | 0 |
| Not a Veteran | 219 | 183 | 36 | 0 |
| Client Doesn't Know/Prefers Not to Answer | 1 | 1 | 0 | 0 |
| Data Not Collected | 2 | 2 | 0 | 0 |
| Total | 226 | 190 | 36 | 0 |

Q26b: Number of Chronically Homeless Persons by Household

| | Total | Without Children | With Children and Adults | With Only Children | Unknown Household Type |
|---|-------|------------------|--------------------------|--------------------|------------------------|
| Chronically Homeless | 64 | 64 | 0 | 0 | 0 |
| Not Chronically Homeless | 212 | 126 | 86 | 0 | 0 |
| Client Doesn't Know/Prefers Not to Answer | 0 | 0 | 0 | 0 | 0 |
| Data Not Collected | 0 | 0 | 0 | 0 | 0 |
| Total | 276 | 190 | 86 | 0 | 0 |

U.S. DEPARTMENT OF HOUSING AND URBAN
DEVELOPMENT
OFFICE OF COMMUNITY PLANNING AND DEVELOPMENT
PR01 - HUD Grants and Program Income

DATE: 7/1/2024
TIME: 7:46:00 AM
PAGE: 1/2

IDIS

| Program | Fund Type | Grantee Name | Grantee State Code | Grant Year | Grant Number | Authorized Amount | Suballocated Amount | Amount Committed to Activities | Net Drawn Amount | FY YTD Net Draw Amount | Available to Commit | Available to Draw | Recapture Amount | | |
|---------|-------------|---------------------|--------------------|-------------------------|----------------|------------------------|---------------------|--------------------------------|------------------------|------------------------|---------------------|-----------------------|------------------|--------|--------|
| CDBG | EN | NEWTON | MA | 1989 | B89MC250019 | \$1,842,000.00 | \$0.00 | \$1,842,000.00 | \$1,842,000.00 | \$0.00 | \$0.00 | \$0.00 | \$0.00 | | |
| | | | | 1990 | B90MC250019 | \$1,751,000.00 | \$0.00 | \$1,751,000.00 | \$1,751,000.00 | \$0.00 | \$0.00 | \$0.00 | \$0.00 | \$0.00 | |
| | | | | 1991 | B91MC250019 | \$1,951,000.00 | \$0.00 | \$1,951,000.00 | \$1,951,000.00 | \$0.00 | \$0.00 | \$0.00 | \$0.00 | \$0.00 | \$0.00 |
| | | | | 1992 | B92MC250019 | \$2,041,000.00 | \$0.00 | \$2,041,000.00 | \$2,041,000.00 | \$0.00 | \$0.00 | \$0.00 | \$0.00 | \$0.00 | \$0.00 |
| | | | | 1993 | B93MC250019 | \$2,286,000.00 | \$0.00 | \$2,286,000.00 | \$2,286,000.00 | \$0.00 | \$0.00 | \$0.00 | \$0.00 | \$0.00 | \$0.00 |
| | | | | 1994 | B94MC250019 | \$2,519,000.00 | \$0.00 | \$2,519,000.00 | \$2,519,000.00 | \$0.00 | \$0.00 | \$0.00 | \$0.00 | \$0.00 | \$0.00 |
| | | | | 1995 | B95MC250019 | \$2,803,000.00 | \$0.00 | \$2,803,000.00 | \$2,803,000.00 | \$0.00 | \$0.00 | \$0.00 | \$0.00 | \$0.00 | \$0.00 |
| | | | | 1996 | B96MC250019 | \$2,663,000.00 | \$0.00 | \$2,663,000.00 | \$2,663,000.00 | \$0.00 | \$0.00 | \$0.00 | \$0.00 | \$0.00 | \$0.00 |
| | | | | 1997 | B97MC250019 | \$2,595,000.00 | \$0.00 | \$2,595,000.00 | \$2,595,000.00 | \$0.00 | \$0.00 | \$0.00 | \$0.00 | \$0.00 | \$0.00 |
| | | | | 1998 | B98MC250019 | \$2,627,000.00 | \$0.00 | \$2,627,000.00 | \$2,627,000.00 | \$0.00 | \$0.00 | \$0.00 | \$0.00 | \$0.00 | \$0.00 |
| | | | | 1999 | B99MC250019 | \$2,643,000.00 | \$0.00 | \$2,643,000.00 | \$2,643,000.00 | \$0.00 | \$0.00 | \$0.00 | \$0.00 | \$0.00 | \$0.00 |
| | | | | 2000 | B00MC250019 | \$2,631,000.00 | \$0.00 | \$2,631,000.00 | \$2,631,000.00 | \$0.00 | \$0.00 | \$0.00 | \$0.00 | \$0.00 | \$0.00 |
| | | | | 2001 | B01MC250019 | \$2,725,000.00 | \$0.00 | \$2,725,000.00 | \$2,725,000.00 | \$0.00 | \$0.00 | \$0.00 | \$0.00 | \$0.00 | \$0.00 |
| | | | | 2002 | B02MC250019 | \$2,663,000.00 | \$0.00 | \$2,663,000.00 | \$2,663,000.00 | \$0.00 | \$0.00 | \$0.00 | \$0.00 | \$0.00 | \$0.00 |
| | | | | 2003 | B03MC250019 | \$2,736,000.00 | \$0.00 | \$2,736,000.00 | \$2,736,000.00 | \$0.00 | \$0.00 | \$0.00 | \$0.00 | \$0.00 | \$0.00 |
| | | | | 2004 | B04MC250019 | \$2,700,000.00 | \$0.00 | \$2,700,000.00 | \$2,700,000.00 | \$0.00 | \$0.00 | \$0.00 | \$0.00 | \$0.00 | \$0.00 |
| | | | | 2005 | B05MC250019 | \$2,543,897.00 | \$0.00 | \$2,543,897.00 | \$2,543,897.00 | \$0.00 | \$0.00 | \$0.00 | \$0.00 | \$0.00 | \$0.00 |
| | | | | 2006 | B06MC250019 | \$2,297,155.00 | \$0.00 | \$2,297,155.00 | \$2,297,155.00 | \$0.00 | \$0.00 | \$0.00 | \$0.00 | \$0.00 | \$0.00 |
| | | | | 2007 | B07MC250019 | \$2,303,834.00 | \$0.00 | \$2,303,834.00 | \$2,303,834.00 | \$0.00 | \$0.00 | \$0.00 | \$0.00 | \$0.00 | \$0.00 |
| | | | | 2008 | B08MC250019 | \$2,223,223.00 | \$0.00 | \$2,223,223.00 | \$2,223,223.00 | \$0.00 | \$0.00 | \$0.00 | \$0.00 | \$0.00 | \$0.00 |
| | | | | 2009 | B09MC250019 | \$2,250,790.00 | \$0.00 | \$2,250,790.00 | \$2,250,790.00 | \$0.00 | \$0.00 | \$0.00 | \$0.00 | \$0.00 | \$0.00 |
| | | | | 2010 | B10MC250019 | \$2,458,367.00 | \$0.00 | \$2,458,367.00 | \$2,458,367.00 | \$0.00 | \$0.00 | \$0.00 | \$0.00 | \$0.00 | \$0.00 |
| | | | | 2011 | B11MC250019 | \$2,027,611.00 | \$0.00 | \$2,027,611.00 | \$2,027,611.00 | \$0.00 | \$0.00 | \$0.00 | \$0.00 | \$0.00 | \$0.00 |
| 2012 | B12MC250019 | \$1,686,582.00 | \$0.00 | \$1,686,582.00 | \$1,686,582.00 | \$0.00 | \$0.00 | \$0.00 | \$0.00 | \$0.00 | \$0.00 | | | | |
| 2013 | B13MC250019 | \$1,762,730.00 | \$0.00 | \$1,762,730.00 | \$1,762,730.00 | \$0.00 | \$0.00 | \$0.00 | \$0.00 | \$0.00 | \$0.00 | | | | |
| 2014 | B14MC250019 | \$1,789,510.00 | \$0.00 | \$1,789,510.00 | \$1,789,510.00 | \$0.00 | \$0.00 | \$0.00 | \$0.00 | \$0.00 | \$0.00 | | | | |
| 2015 | B15MC250019 | \$1,768,620.00 | \$0.00 | \$1,768,620.00 | \$1,768,620.00 | \$0.00 | \$0.00 | \$0.00 | \$0.00 | \$0.00 | \$0.00 | | | | |
| 2016 | B16MC250019 | \$1,742,529.00 | \$0.00 | \$1,742,529.00 | \$1,742,529.00 | \$0.00 | \$0.00 | \$0.00 | \$0.00 | \$0.00 | \$0.00 | | | | |
| 2017 | B17MC250019 | \$1,735,805.00 | \$0.00 | \$1,735,805.00 | \$1,735,805.00 | \$0.00 | \$0.00 | \$0.00 | \$0.00 | \$0.00 | \$0.00 | | | | |
| 2018 | B18MC250019 | \$1,918,213.00 | \$0.00 | \$1,918,213.00 | \$1,918,213.00 | \$0.00 | \$0.00 | \$0.00 | \$0.00 | \$0.00 | \$0.00 | | | | |
| 2019 | B19MC250019 | \$1,908,942.00 | \$0.00 | \$1,896,430.82 | \$1,896,430.82 | \$162,689.86 | \$12,511.18 | \$12,511.18 | \$0.00 | \$0.00 | \$0.00 | | | | |
| 2020 | B20MC250019 | \$1,931,019.00 | \$0.00 | \$1,930,430.18 | \$1,741,490.26 | \$88,927.14 | \$588.82 | \$189,528.74 | \$0.00 | \$0.00 | \$0.00 | | | | |
| 2021 | B21MC250019 | \$1,963,572.00 | \$0.00 | \$1,962,596.32 | \$1,279,485.38 | \$164,416.33 | \$975.68 | \$684,086.62 | \$0.00 | \$0.00 | \$0.00 | | | | |
| 2022 | B22MC250019 | \$1,870,395.00 | \$0.00 | \$1,870,395.00 | \$1,055,313.22 | \$68,003.30 | \$0.00 | \$815,081.78 | \$0.00 | \$0.00 | \$0.00 | | | | |
| 2023 | B23MC250019 | \$1,864,303.00 | \$0.00 | \$1,574,980.55 | \$830,563.17 | \$816,249.56 | \$289,322.45 | \$1,033,739.83 | \$0.00 | \$0.00 | \$0.00 | | | | |
| | | | | NEWTON Subtotal: | | \$77,223,097.00 | \$0.00 | \$76,919,698.87 | \$74,488,148.85 | \$1,300,286.19 | \$303,398.13 | \$2,734,948.15 | \$0.00 | | |
| | | EN Subtotal: | | | | \$77,223,097.00 | \$0.00 | \$76,919,698.87 | \$74,488,148.85 | \$1,300,286.19 | \$303,398.13 | \$2,734,948.15 | \$0.00 | | |
| SF | NEWTON | MA | 1998 | B98MC250019 | \$24,971.52 | \$0.00 | \$24,971.52 | \$24,971.52 | \$0.00 | \$0.00 | \$0.00 | \$0.00 | | | |
| | | | 1999 | B99MC250019 | \$26,870.28 | \$0.00 | \$26,870.28 | \$26,870.28 | \$0.00 | \$0.00 | \$0.00 | \$0.00 | | | |
| | | | 2000 | B00MC250019 | \$25,361.22 | \$0.00 | \$25,361.22 | \$25,361.22 | \$0.00 | \$0.00 | \$0.00 | \$0.00 | | | |
| | | | 2001 | B01MC250019 | \$29,020.35 | \$0.00 | \$29,020.35 | \$29,020.35 | \$0.00 | \$0.00 | \$0.00 | \$0.00 | | | |
| | | | 2002 | B02MC250019 | \$27,312.06 | \$0.00 | \$27,312.06 | \$27,312.06 | \$0.00 | \$0.00 | \$0.00 | \$0.00 | | | |
| | | | 2003 | B03MC250019 | \$21,346.76 | \$0.00 | \$21,346.76 | \$21,346.76 | \$0.00 | \$0.00 | \$0.00 | \$0.00 | | | |
| | | | 2004 | B04MC250019 | \$30,442.44 | \$0.00 | \$30,442.44 | \$30,442.44 | \$0.00 | \$0.00 | \$0.00 | \$0.00 | | | |
| | | | 2005 | B05MC250019 | \$35,744.42 | \$0.00 | \$35,744.42 | \$35,744.42 | \$0.00 | \$0.00 | \$0.00 | \$0.00 | | | |
| | | | 2006 | B06MC250019 | \$23,655.33 | \$0.00 | \$23,655.33 | \$23,655.33 | \$0.00 | \$0.00 | \$0.00 | \$0.00 | | | |
| | | | 2007 | B07MC250019 | \$5,190.10 | \$0.00 | \$5,190.10 | \$5,190.10 | \$0.00 | \$0.00 | \$0.00 | \$0.00 | | | |
| | | | 2008 | B08MC250019 | \$0.00 | \$0.00 | \$0.00 | \$0.00 | \$0.00 | \$0.00 | \$0.00 | \$0.00 | | | |
| | | SF Subtotal: | | | | \$249,914.48 | \$0.00 | \$249,914.48 | \$249,914.48 | \$0.00 | \$0.00 | \$0.00 | | | |
| RL | NEWTON | MA | 1997 | B97MC250019 | \$6,242.71 | \$0.00 | \$6,242.71 | \$6,242.71 | \$0.00 | \$0.00 | \$0.00 | \$0.00 | | | |
| | | | 1998 | B98MC250019 | \$50,664.64 | \$0.00 | \$50,664.64 | \$50,664.64 | \$0.00 | \$0.00 | \$0.00 | \$0.00 | | | |
| | | | 1999 | B99MC250019 | \$615,402.30 | \$0.00 | \$615,402.30 | \$615,402.30 | \$0.00 | \$0.00 | \$0.00 | \$0.00 | | | |
| | | | 2000 | B00MC250019 | \$302,557.27 | \$0.00 | \$302,557.27 | \$302,557.27 | \$0.00 | \$0.00 | \$0.00 | \$0.00 | | | |
| | | | 2001 | B01MC250019 | \$517,820.09 | \$0.00 | \$517,820.09 | \$517,820.09 | \$0.00 | \$0.00 | \$0.00 | \$0.00 | | | |

U.S. DEPARTMENT OF HOUSING AND URBAN
DEVELOPMENT
OFFICE OF COMMUNITY PLANNING AND DEVELOPMENT
PR01 - HUD Grants and Program Income

DATE: 7/1/2024
TIME: 7:46:00 AM
PAGE: 2/2

IDIS

| Program | Fund Type | Grantee Name | Grantee State Code | Grant Year | Grant Number | Authorized Amount | Suballocated Amount | Amount Committed to Activities | Net Drawn Amount | FY YTD Net Draw Amount | Available to Commit | Available to Draw | Recapture Amount | | | | | |
|-------------------------|-------------|---------------------|-------------------------|-------------------------|--------------|------------------------|---------------------|--------------------------------|------------------------|------------------------|---------------------|-----------------------|-----------------------|---------------|---------------|---------------|---------------|--------|
| CDBG | RL | NEWTON | MA | 2002 | B02MC250019 | \$528,896.02 | \$0.00 | \$528,896.02 | \$528,896.02 | \$0.00 | \$0.00 | \$0.00 | \$0.00 | | | | | |
| | | | | 2003 | B03MC250019 | \$499,539.33 | \$0.00 | \$499,539.33 | \$499,539.33 | \$0.00 | \$0.00 | \$0.00 | \$0.00 | \$0.00 | | | | |
| | | | | 2004 | B04MC250019 | \$401,527.33 | \$0.00 | \$401,527.33 | \$401,527.33 | \$0.00 | \$0.00 | \$0.00 | \$0.00 | \$0.00 | \$0.00 | | | |
| | | | | 2005 | B05MC250019 | \$213,833.00 | \$0.00 | \$213,833.00 | \$213,833.00 | \$0.00 | \$0.00 | \$0.00 | \$0.00 | \$0.00 | \$0.00 | | | |
| | | | | 2006 | B06MC250019 | \$215,938.11 | \$0.00 | \$215,938.11 | \$215,938.11 | \$0.00 | \$0.00 | \$0.00 | \$0.00 | \$0.00 | \$0.00 | \$0.00 | | |
| | | | | 2007 | B07MC250019 | \$369,522.31 | \$0.00 | \$369,522.31 | \$369,522.31 | \$0.00 | \$0.00 | \$0.00 | \$0.00 | \$0.00 | \$0.00 | \$0.00 | | |
| | | | | 2008 | B08MC250019 | \$105,600.31 | \$0.00 | \$105,600.31 | \$105,600.31 | \$0.00 | \$0.00 | \$0.00 | \$0.00 | \$0.00 | \$0.00 | \$0.00 | | |
| | | | | 2009 | B09MC250019 | \$217,214.57 | \$0.00 | \$217,214.57 | \$217,214.57 | \$0.00 | \$0.00 | \$0.00 | \$0.00 | \$0.00 | \$0.00 | \$0.00 | | |
| | | | | 2010 | B10MC250019 | \$122,476.51 | \$0.00 | \$122,476.51 | \$122,476.51 | \$0.00 | \$0.00 | \$0.00 | \$0.00 | \$0.00 | \$0.00 | \$0.00 | | |
| | | | | 2011 | B11MC250019 | \$191,203.22 | \$0.00 | \$191,203.22 | \$191,203.22 | \$0.00 | \$0.00 | \$0.00 | \$0.00 | \$0.00 | \$0.00 | \$0.00 | | |
| | | | | 2012 | B12MC250019 | \$155,242.17 | \$0.00 | \$155,242.17 | \$155,242.17 | \$0.00 | \$0.00 | \$0.00 | \$0.00 | \$0.00 | \$0.00 | \$0.00 | | |
| | | | | 2013 | B13MC250019 | \$275,712.06 | \$0.00 | \$275,712.06 | \$275,712.06 | \$0.00 | \$0.00 | \$0.00 | \$0.00 | \$0.00 | \$0.00 | \$0.00 | | |
| | | | | 2014 | B14MC250019 | \$115,358.60 | \$0.00 | \$115,358.60 | \$115,358.60 | \$0.00 | \$0.00 | \$0.00 | \$0.00 | \$0.00 | \$0.00 | \$0.00 | | |
| | | | | 2015 | B15MC250019 | \$251,670.04 | \$0.00 | \$251,670.04 | \$251,670.04 | \$0.00 | \$0.00 | \$0.00 | \$0.00 | \$0.00 | \$0.00 | \$0.00 | | |
| | | | | 2016 | B16MC250019 | \$0.00 | \$0.00 | \$0.00 | \$0.00 | \$0.00 | \$0.00 | \$0.00 | \$0.00 | \$0.00 | \$0.00 | \$0.00 | | |
| | | | | NEWTON Subtotal: | | | | | | \$5,156,420.59 | \$0.00 | \$5,156,420.59 | \$5,156,420.59 | \$0.00 | \$0.00 | \$0.00 | \$0.00 | |
| | | | | | | RL Subtotal: | | | | \$5,156,420.59 | \$0.00 | \$5,156,420.59 | \$5,156,420.59 | \$0.00 | \$0.00 | \$0.00 | \$0.00 | |
| | | | | PI | NEWTON | MA | 1994 | B94MC250019 | \$579.73 | \$0.00 | \$579.73 | \$579.73 | \$0.00 | \$0.00 | \$0.00 | \$0.00 | \$0.00 | |
| | | | | | | | 1997 | B97MC250019 | \$284,130.74 | \$0.00 | \$284,130.74 | \$284,130.74 | \$0.00 | \$0.00 | \$0.00 | \$0.00 | \$0.00 | \$0.00 |
| | | | | | | | 1998 | B98MC250019 | \$281,467.33 | \$0.00 | \$281,467.33 | \$281,467.33 | \$0.00 | \$0.00 | \$0.00 | \$0.00 | \$0.00 | \$0.00 |
| | | | | | | | 1999 | B99MC250019 | \$120,965.80 | \$0.00 | \$120,965.80 | \$120,965.80 | \$0.00 | \$0.00 | \$0.00 | \$0.00 | \$0.00 | \$0.00 |
| | | | | | | | 2000 | B00MC250019 | \$37,393.77 | \$0.00 | \$37,393.77 | \$37,393.77 | \$0.00 | \$0.00 | \$0.00 | \$0.00 | \$0.00 | \$0.00 |
| | | | | | | | 2001 | B01MC250019 | \$250,919.42 | \$0.00 | \$250,919.42 | \$250,919.42 | \$0.00 | \$0.00 | \$0.00 | \$0.00 | \$0.00 | \$0.00 |
| 2002 | B02MC250019 | \$97,880.80 | \$0.00 | | | | \$97,880.80 | \$97,880.80 | \$0.00 | \$0.00 | \$0.00 | \$0.00 | \$0.00 | \$0.00 | | | | |
| 2003 | B03MC250019 | \$104,853.09 | \$0.00 | | | | \$104,853.09 | \$104,853.09 | \$0.00 | \$0.00 | \$0.00 | \$0.00 | \$0.00 | \$0.00 | | | | |
| 2004 | B04MC250019 | \$181,698.64 | \$0.00 | | | | \$181,698.64 | \$181,698.64 | \$0.00 | \$0.00 | \$0.00 | \$0.00 | \$0.00 | \$0.00 | | | | |
| 2005 | B05MC250019 | \$48,512.51 | \$0.00 | | | | \$48,512.51 | \$48,512.51 | \$0.00 | \$0.00 | \$0.00 | \$0.00 | \$0.00 | \$0.00 | | | | |
| 2006 | B06MC250019 | \$99,676.60 | \$0.00 | | | | \$99,676.60 | \$99,676.60 | \$0.00 | \$0.00 | \$0.00 | \$0.00 | \$0.00 | \$0.00 | | | | |
| 2007 | B07MC250019 | \$68,267.39 | \$0.00 | | | | \$68,267.39 | \$68,267.39 | \$0.00 | \$0.00 | \$0.00 | \$0.00 | \$0.00 | \$0.00 | | | | |
| 2008 | B08MC250019 | \$91,033.29 | \$0.00 | | | | \$91,033.29 | \$91,033.29 | \$0.00 | \$0.00 | \$0.00 | \$0.00 | \$0.00 | \$0.00 | | | | |
| 2009 | B09MC250019 | \$38,331.97 | \$0.00 | | | | \$38,331.97 | \$38,331.97 | \$0.00 | \$0.00 | \$0.00 | \$0.00 | \$0.00 | \$0.00 | | | | |
| 2010 | B10MC250019 | \$21,613.52 | \$0.00 | | | | \$21,613.52 | \$21,613.52 | \$0.00 | \$0.00 | \$0.00 | \$0.00 | \$0.00 | \$0.00 | | | | |
| 2011 | B11MC250019 | \$33,741.73 | \$0.00 | | | | \$33,741.73 | \$33,741.73 | \$0.00 | \$0.00 | \$0.00 | \$0.00 | \$0.00 | \$0.00 | | | | |
| 2012 | B12MC250019 | \$29,302.44 | \$0.00 | | | | \$29,302.44 | \$29,302.44 | \$0.00 | \$0.00 | \$0.00 | \$0.00 | \$0.00 | \$0.00 | | | | |
| 2013 | B13MC250019 | \$148,460.32 | \$0.00 | | | | \$148,460.32 | \$148,460.32 | \$0.00 | \$0.00 | \$0.00 | \$0.00 | \$0.00 | \$0.00 | | | | |
| 2014 | B14MC250019 | \$62,116.14 | \$0.00 | | | | \$62,116.14 | \$62,116.14 | \$0.00 | \$0.00 | \$0.00 | \$0.00 | \$0.00 | \$0.00 | | | | |
| 2015 | B15MC250019 | \$135,514.60 | \$0.00 | | | | \$135,514.60 | \$135,514.60 | \$0.00 | \$0.00 | \$0.00 | \$0.00 | \$0.00 | \$0.00 | | | | |
| 2016 | B16MC250019 | \$148,789.14 | \$0.00 | | | | \$148,789.14 | \$148,789.14 | \$0.00 | \$0.00 | \$0.00 | \$0.00 | \$0.00 | \$0.00 | | | | |
| 2017 | B17MC250019 | \$264,062.49 | \$0.00 | | | | \$264,062.49 | \$264,062.49 | \$0.00 | \$0.00 | \$0.00 | \$0.00 | \$0.00 | \$0.00 | | | | |
| 2018 | B18MC250019 | \$203,022.69 | \$0.00 | | | | \$203,022.69 | \$203,022.69 | \$0.00 | \$0.00 | \$0.00 | \$0.00 | \$0.00 | \$0.00 | | | | |
| 2019 | B19MC250019 | \$103,185.41 | \$0.00 | \$103,185.41 | \$103,185.41 | \$0.00 | \$0.00 | \$0.00 | \$0.00 | \$0.00 | \$0.00 | | | | | | | |
| 2020 | B20MC250019 | \$55,724.16 | \$0.00 | \$55,724.16 | \$55,724.16 | \$0.00 | \$0.00 | \$0.00 | \$0.00 | \$0.00 | \$0.00 | | | | | | | |
| 2021 | B21MC250019 | \$63,993.46 | \$0.00 | \$63,993.46 | \$63,993.46 | \$0.00 | \$0.00 | \$0.00 | \$0.00 | \$0.00 | \$0.00 | | | | | | | |
| 2022 | B22MC250019 | \$286,877.91 | \$0.00 | \$286,877.91 | \$149,213.91 | \$95,496.42 | \$0.00 | \$137,664.00 | \$0.00 | \$0.00 | \$0.00 | | | | | | | |
| 2023 | B23MC250019 | \$349,488.56 | \$0.00 | \$304,938.98 | \$2,865.68 | \$44,549.58 | \$346,622.88 | \$0.00 | \$0.00 | \$0.00 | \$0.00 | | | | | | | |
| NEWTON Subtotal: | | | | | | \$3,611,603.65 | \$0.00 | \$3,567,054.07 | \$3,127,316.77 | \$98,362.10 | \$44,549.58 | \$484,286.88 | \$0.00 | | | | | |
| | | PI Subtotal: | | | | \$3,611,603.65 | \$0.00 | \$3,567,054.07 | \$3,127,316.77 | \$98,362.10 | \$44,549.58 | \$484,286.88 | \$0.00 | | | | | |
| LA | NEWTON | MA | 2016 | B16MC250019 | \$14,972.34 | \$0.00 | \$14,972.34 | \$14,972.34 | \$0.00 | \$0.00 | \$0.00 | \$0.00 | \$0.00 | | | | | |
| | | | NEWTON Subtotal: | | | | | | \$14,972.34 | \$0.00 | \$14,972.34 | \$14,972.34 | \$0.00 | \$0.00 | \$0.00 | | | |
| | | LA Subtotal: | | | | \$14,972.34 | \$0.00 | \$14,972.34 | \$14,972.34 | \$0.00 | \$0.00 | \$0.00 | \$0.00 | | | | | |
| GRANTEE | | | | | | \$86,256,008.06 | \$0.00 | \$85,908,060.35 | \$83,036,773.03 | \$1,398,648.29 | \$347,947.71 | \$3,219,235.03 | \$0.00 | | | | | |

U.S. DEPARTMENT OF HOUSING AND URBAN
DEVELOPMENT
OFFICE OF COMMUNITY PLANNING AND DEVELOPMENT
PR01 - HUD Grants and Program Income

DATE: 7/1/2024
TIME: 7:56:10 AM
PAGE: 1/1

IDIS

| Program | Fund Type | Grantee Name | Grantee State Code | Grant Year | Grant Number | Authorized Amount | Suballocated Amount | Amount Committed to Activities | Net Drawn Amount | FY YTD Net Draw Amount | Available to Commit | Available to Draw | Recapture Amount |
|----------------|-----------|---------------------|--------------------|------------|-------------------------|-----------------------|---------------------|--------------------------------|-----------------------|------------------------|---------------------|-------------------|------------------|
| CDBG | EN | NEWTON | MA | 2020 | B20MW250019 | \$1,743,641.00 | \$0.00 | \$1,743,641.00 | \$1,743,641.00 | \$0.00 | \$0.00 | \$0.00 | \$0.00 |
| | | | | | NEWTON Subtotal: | \$1,743,641.00 | \$0.00 | \$1,743,641.00 | \$1,743,641.00 | \$0.00 | \$0.00 | \$0.00 | \$0.00 |
| | | EN Subtotal: | | | | \$1,743,641.00 | \$0.00 | \$1,743,641.00 | \$1,743,641.00 | \$0.00 | \$0.00 | \$0.00 | \$0.00 |
| | PI | NEWTON | MA | 2022 | B22MW250019 | \$0.00 | \$0.00 | \$0.00 | \$0.00 | \$0.00 | \$0.00 | \$0.00 | \$0.00 |
| | | | | | NEWTON Subtotal: | \$0.00 | \$0.00 | \$0.00 | \$0.00 | \$0.00 | \$0.00 | \$0.00 | \$0.00 |
| | | PI Subtotal: | | | | \$0.00 | \$0.00 | \$0.00 | \$0.00 | \$0.00 | \$0.00 | \$0.00 | \$0.00 |
| GRANTEE | | | | | | \$1,743,641.00 | \$0.00 | \$1,743,641.00 | \$1,743,641.00 | \$0.00 | \$0.00 | \$0.00 | \$0.00 |

U.S. DEPARTMENT OF HOUSING AND URBAN
DEVELOPMENT
OFFICE OF COMMUNITY PLANNING AND DEVELOPMENT
PR01 - HUD Grants and Program Income

DATE: 7/1/2024
TIME: 7:50:47 AM
PAGE: 1/2

IDIS

| Program | Fund Type | Grantee Name | Grantee State Code | Grant Year | Grant Number | Authorized Amount | Suballocated Amount | Amount Committed to Activities | Net Drawn Amount | FY YTD Net Draw Amount | Available to Commit | Available to Draw | Recapture Amount | | | |
|---------|---------------------|-------------------------|--------------------|----------------|--------------|------------------------|------------------------|--------------------------------|------------------------|------------------------|-----------------------|-----------------------|------------------|--------------|--------------|--------|
| HOME | EN | NEWTON | MA | 1992 | M92DC250213 | \$1,490,000.00 | \$533,114.70 | \$956,885.30 | \$956,885.30 | \$0.00 | \$0.00 | \$0.00 | \$0.00 | | | |
| | | | | 1993 | M93DC250213 | \$986,000.00 | \$282,918.00 | \$703,082.00 | \$703,082.00 | \$0.00 | \$0.00 | \$0.00 | \$0.00 | \$0.00 | | |
| | | | | 1994 | M94DC250213 | \$910,000.00 | \$373,743.37 | \$536,256.63 | \$536,256.63 | \$0.00 | \$0.00 | \$0.00 | \$0.00 | \$0.00 | \$0.00 | |
| | | | | 1995 | M95DC250213 | \$982,000.00 | \$319,850.00 | \$662,150.00 | \$662,150.00 | \$0.00 | \$0.00 | \$0.00 | \$0.00 | \$0.00 | \$0.00 | |
| | | | | 1996 | M96DC250213 | \$933,000.00 | \$520,345.75 | \$412,654.25 | \$412,654.25 | \$0.00 | \$0.00 | \$0.00 | \$0.00 | \$0.00 | \$0.00 | \$0.00 |
| | | | | 1997 | M97DC250213 | \$907,000.00 | \$379,482.09 | \$527,517.91 | \$527,517.91 | \$0.00 | \$0.00 | \$0.00 | \$0.00 | \$0.00 | \$0.00 | \$0.00 |
| | | | | 1998 | M98DC250213 | \$977,000.00 | \$571,764.44 | \$405,235.56 | \$405,235.56 | \$0.00 | \$0.00 | \$0.00 | \$0.00 | \$0.00 | \$0.00 | \$0.00 |
| | | | | 1999 | M99DC250213 | \$1,049,000.00 | \$790,466.33 | \$258,533.67 | \$258,533.67 | \$0.00 | \$0.00 | \$0.00 | \$0.00 | \$0.00 | \$0.00 | \$0.00 |
| | | | | 2000 | M00DC250213 | \$1,056,000.00 | \$709,458.33 | \$346,541.67 | \$346,541.67 | \$0.00 | \$0.00 | \$0.00 | \$0.00 | \$0.00 | \$0.00 | \$0.00 |
| | | | | 2001 | M01DC250213 | \$1,170,000.00 | \$419,055.58 | \$750,944.42 | \$750,944.42 | \$0.00 | \$0.00 | \$0.00 | \$0.00 | \$0.00 | \$0.00 | \$0.00 |
| | | | | 2002 | M02DC250213 | \$1,264,000.00 | \$374,333.00 | \$889,667.00 | \$889,667.00 | \$0.00 | \$0.00 | \$0.00 | \$0.00 | \$0.00 | \$0.00 | \$0.00 |
| | | | | 2003 | M03DC250213 | \$1,690,494.00 | \$495,906.50 | \$1,194,587.50 | \$1,194,587.50 | \$0.00 | \$0.00 | \$0.00 | \$0.00 | \$0.00 | \$0.00 | \$0.00 |
| | | | | 2004 | M04DC250213 | \$1,848,132.00 | \$738,380.87 | \$1,109,751.13 | \$1,109,751.13 | \$0.00 | \$0.00 | \$0.00 | \$0.00 | \$0.00 | \$0.00 | \$0.00 |
| | | | | 2005 | M05DC250213 | \$1,679,934.00 | \$407,647.53 | \$1,272,286.47 | \$1,272,286.47 | \$0.00 | \$0.00 | \$0.00 | \$0.00 | \$0.00 | \$0.00 | \$0.00 |
| | | | | 2006 | M06DC250213 | \$2,155,694.00 | \$557,866.94 | \$1,597,827.06 | \$1,597,827.06 | \$0.00 | \$0.00 | \$0.00 | \$0.00 | \$0.00 | \$0.00 | \$0.00 |
| | | | | 2007 | M07DC250213 | \$2,144,366.00 | \$339,744.86 | \$1,804,621.14 | \$1,804,621.14 | \$0.00 | \$0.00 | \$0.00 | \$0.00 | \$0.00 | \$0.00 | \$0.00 |
| | | | | 2008 | M08DC250213 | \$2,051,376.00 | \$595,317.75 | \$1,456,058.25 | \$1,456,058.25 | \$0.00 | \$0.00 | \$0.00 | \$0.00 | \$0.00 | \$0.00 | \$0.00 |
| | | | | 2009 | M09DC250213 | \$2,279,312.00 | \$569,828.00 | \$1,709,484.00 | \$1,709,484.00 | \$0.00 | \$0.00 | \$0.00 | \$0.00 | \$0.00 | \$0.00 | \$0.00 |
| | | | | 2010 | M10DC250213 | \$2,263,634.00 | \$638,670.73 | \$1,624,963.27 | \$1,624,963.27 | \$0.00 | \$0.00 | \$0.00 | \$0.00 | \$0.00 | \$0.00 | \$0.00 |
| | | | | 2011 | M11DC250213 | \$2,044,347.00 | \$574,697.45 | \$1,469,649.55 | \$1,469,649.55 | \$0.00 | \$0.00 | \$0.00 | \$0.00 | \$0.00 | \$0.00 | \$0.00 |
| | | | | 2012 | M12DC250213 | \$1,229,930.00 | \$259,513.16 | \$970,416.84 | \$970,416.84 | \$0.00 | \$0.00 | \$0.00 | \$0.00 | \$0.00 | \$0.00 | \$0.00 |
| | | | | 2013 | M13DC250213 | \$1,211,784.00 | \$248,056.40 | \$963,727.60 | \$963,727.60 | \$0.00 | \$0.00 | \$0.00 | \$0.00 | \$0.00 | \$0.00 | \$0.00 |
| | | | | 2014 | M14DC250213 | \$1,239,898.00 | \$371,219.23 | \$868,678.77 | \$868,678.77 | \$0.00 | \$0.00 | \$0.00 | \$0.00 | \$0.00 | \$0.00 | \$0.00 |
| | | | | 2015 | M15DC250213 | \$1,125,677.00 | \$343,516.35 | \$782,160.65 | \$782,160.65 | \$0.00 | \$0.00 | \$0.00 | \$0.00 | \$0.00 | \$0.00 | \$0.00 |
| | | | | 2016 | M16DC250213 | \$1,143,994.00 | \$343,198.20 | \$800,795.80 | \$800,795.80 | \$0.00 | \$0.00 | \$0.00 | \$0.00 | \$0.00 | \$0.00 | \$0.00 |
| | | | | 2017 | M17DC250213 | \$1,160,828.00 | \$487,874.64 | \$672,953.36 | \$672,953.36 | \$0.00 | \$0.00 | \$0.00 | \$0.00 | \$0.00 | \$0.00 | \$0.00 |
| | | | | 2018 | M18DC250213 | \$1,597,353.00 | \$479,205.90 | \$710,577.00 | \$710,577.00 | \$0.00 | \$0.00 | \$0.00 | \$0.00 | \$407,570.10 | \$407,570.10 | \$0.00 |
| 2019 | M19DC250213 | \$1,431,246.00 | \$415,331.54 | \$1,011,742.19 | \$973,775.33 | \$80,800.36 | \$4,172.27 | \$42,139.13 | \$0.00 | \$0.00 | \$0.00 | \$0.00 | | | | |
| 2020 | M20DC250213 | \$1,479,715.00 | \$412,216.50 | \$711,399.29 | \$698,312.05 | \$378,267.98 | \$356,099.21 | \$369,186.45 | \$0.00 | \$0.00 | \$0.00 | \$0.00 | | | | |
| 2021 | M21DC250213 | \$1,491,865.00 | \$422,966.25 | \$495,955.70 | \$468,458.69 | \$336,905.58 | \$572,943.05 | \$600,440.06 | \$0.00 | \$0.00 | \$0.00 | \$0.00 | | | | |
| | | M21DP250213 | \$5,406,962.00 | \$811,044.30 | \$0.00 | \$0.00 | \$0.00 | \$4,595,917.70 | \$4,595,917.70 | \$0.00 | \$0.00 | \$0.00 | \$0.00 | | | |
| | | M22DC250213 | \$1,618,338.00 | \$485,501.40 | \$622,523.00 | \$415,825.27 | \$305,553.01 | \$510,313.60 | \$0.00 | \$0.00 | \$0.00 | \$0.00 | \$0.00 | | | |
| | | M23DC250213 | \$1,652,605.00 | \$495,781.50 | \$0.00 | \$0.00 | \$0.00 | \$1,156,823.50 | \$1,156,823.50 | \$0.00 | \$0.00 | \$0.00 | \$0.00 | | | |
| | | NEWTON Subtotal: | | | | \$51,671,484.00 | \$15,768,017.59 | \$28,299,626.98 | \$28,014,378.14 | \$1,101,526.93 | \$7,603,839.43 | \$7,889,088.27 | \$0.00 | | | |
| | EN Subtotal: | | | | | \$51,671,484.00 | \$15,768,017.59 | \$28,299,626.98 | \$28,014,378.14 | \$1,101,526.93 | \$7,603,839.43 | \$7,889,088.27 | \$0.00 | | | |
| PI | NEWTON | MA | 1997 | M97DC250213 | \$100,403.01 | \$0.00 | \$100,403.01 | \$100,403.01 | \$0.00 | \$0.00 | \$0.00 | \$0.00 | \$0.00 | | | |
| | | | 1998 | M98DC250213 | \$9,201.48 | \$0.00 | \$9,201.48 | \$9,201.48 | \$0.00 | \$0.00 | \$0.00 | \$0.00 | \$0.00 | \$0.00 | | |
| | | | 1999 | M99DC250213 | \$29,346.15 | \$0.00 | \$29,346.15 | \$29,346.15 | \$0.00 | \$0.00 | \$0.00 | \$0.00 | \$0.00 | \$0.00 | | |
| | | | 2000 | M00DC250213 | \$111,956.65 | \$0.00 | \$111,956.65 | \$111,956.65 | \$0.00 | \$0.00 | \$0.00 | \$0.00 | \$0.00 | \$0.00 | | |
| | | | 2001 | M01DC250213 | \$355,321.43 | \$0.00 | \$355,321.43 | \$355,321.43 | \$0.00 | \$0.00 | \$0.00 | \$0.00 | \$0.00 | \$0.00 | | |
| | | | 2002 | M02DC250213 | \$170,184.80 | \$0.00 | \$170,184.80 | \$170,184.80 | \$0.00 | \$0.00 | \$0.00 | \$0.00 | \$0.00 | \$0.00 | | |
| | | | 2003 | M03DC250213 | \$187,601.30 | \$0.00 | \$187,601.30 | \$187,601.30 | \$0.00 | \$0.00 | \$0.00 | \$0.00 | \$0.00 | \$0.00 | | |
| | | | 2004 | M04DC250213 | \$149,716.78 | \$0.00 | \$149,716.78 | \$149,716.78 | \$0.00 | \$0.00 | \$0.00 | \$0.00 | \$0.00 | \$0.00 | | |
| | | | 2005 | M05DC250213 | \$91,271.46 | \$0.00 | \$91,271.46 | \$91,271.46 | \$0.00 | \$0.00 | \$0.00 | \$0.00 | \$0.00 | \$0.00 | | |
| | | | 2006 | M06DC250213 | \$331,902.35 | \$0.00 | \$331,902.35 | \$331,902.35 | \$0.00 | \$0.00 | \$0.00 | \$0.00 | \$0.00 | \$0.00 | | |
| | | | 2007 | M07DC250213 | \$143,621.81 | \$0.00 | \$143,621.81 | \$143,621.81 | \$0.00 | \$0.00 | \$0.00 | \$0.00 | \$0.00 | \$0.00 | | |
| | | | 2008 | M08DC250213 | \$84,288.03 | \$0.00 | \$84,288.03 | \$84,288.03 | \$0.00 | \$0.00 | \$0.00 | \$0.00 | \$0.00 | \$0.00 | | |
| | | | 2009 | M09DC250213 | \$105,593.91 | \$0.00 | \$105,593.91 | \$105,593.91 | \$0.00 | \$0.00 | \$0.00 | \$0.00 | \$0.00 | \$0.00 | | |
| | | | 2010 | M10DC250213 | \$45,489.01 | \$0.00 | \$45,489.01 | \$45,489.01 | \$0.00 | \$0.00 | \$0.00 | \$0.00 | \$0.00 | \$0.00 | | |
| | | | 2011 | M11DC250213 | \$298,639.88 | \$0.00 | \$298,639.88 | \$298,639.88 | \$0.00 | \$0.00 | \$0.00 | \$0.00 | \$0.00 | \$0.00 | | |
| | | | 2012 | M12DC250213 | \$24,738.65 | \$0.00 | \$24,738.65 | \$24,738.65 | \$0.00 | \$0.00 | \$0.00 | \$0.00 | \$0.00 | \$0.00 | | |
| | | | 2013 | M13DC250213 | \$132,135.36 | \$0.00 | \$132,135.36 | \$132,135.36 | \$0.00 | \$0.00 | \$0.00 | \$0.00 | \$0.00 | \$0.00 | | |
| 2014 | M14DC250213 | \$406,622.93 | \$0.00 | \$406,622.93 | \$406,622.93 | \$0.00 | \$0.00 | \$0.00 | \$0.00 | \$0.00 | \$0.00 | | | | | |
| 2015 | M15DC250213 | \$298,025.29 | \$0.00 | \$298,025.29 | \$298,025.29 | \$0.00 | \$0.00 | \$0.00 | \$0.00 | \$0.00 | \$0.00 | | | | | |
| 2016 | M16DC250213 | \$124,599.57 | \$0.00 | \$124,599.57 | \$124,599.57 | \$0.00 | \$0.00 | \$0.00 | \$0.00 | \$0.00 | \$0.00 | | | | | |

U.S. DEPARTMENT OF HOUSING AND URBAN
DEVELOPMENT
OFFICE OF COMMUNITY PLANNING AND DEVELOPMENT
PR01 - HUD Grants and Program Income

DATE: 7/1/2024
TIME: 7:50:47 AM
PAGE: 2/2

IDIS

| Program | Fund Type | Grantee Name | Grantee State Code | Grant Year | Grant Number | Authorized Amount | Suballocated Amount | Amount Committed to Activities | Net Drawn Amount | FY YTD Net Draw Amount | Available to Commit | Available to Draw | Recapture Amount | | | | |
|-------------------------|-------------|--------------|--------------------|-------------------------|--------------|------------------------|-------------------------|--------------------------------|------------------------|------------------------|-----------------------|-----------------------|-----------------------|-------------------|---------------------|---------------------|---------------|
| HOME | PI | NEWTON | MA | 2017 | M17DC250213 | \$10,880.10 | \$0.00 | \$10,880.10 | \$10,880.10 | \$0.00 | \$0.00 | \$0.00 | \$0.00 | | | | |
| | | | | 2018 | M18DC250213 | \$65,732.49 | \$0.00 | \$65,732.49 | \$65,732.49 | \$0.00 | \$0.00 | \$0.00 | \$0.00 | \$0.00 | | | |
| | | | | 2019 | M19DC250213 | \$215,301.36 | \$21,530.14 | \$193,771.22 | \$193,771.22 | \$0.00 | \$0.00 | \$0.00 | \$0.00 | \$0.00 | \$0.00 | | |
| | | | | 2020 | M20DC250213 | \$18,958.01 | \$1,895.80 | \$17,062.21 | \$17,062.21 | \$0.00 | \$0.00 | \$0.00 | \$0.00 | \$0.00 | \$0.00 | | |
| | | | | 2021 | M21DC250213 | \$7,874.57 | \$0.00 | \$7,874.57 | \$7,874.57 | \$0.00 | \$0.00 | \$0.00 | \$0.00 | \$0.00 | \$0.00 | | |
| | | | | 2022 | M22DC250213 | \$7,100.60 | \$0.00 | \$6,962.14 | \$6,962.14 | \$1,110.00 | \$138.46 | \$138.46 | \$0.00 | \$0.00 | \$0.00 | | |
| | | | | 2023 | M23DC250213 | \$8,336.73 | \$0.00 | \$0.00 | \$0.00 | \$0.00 | \$8,336.73 | \$8,336.73 | \$0.00 | \$0.00 | \$0.00 | | |
| | | | | NEWTON Subtotal: | | | | | | \$3,534,843.71 | \$23,425.94 | \$3,502,942.58 | \$3,502,942.58 | \$1,110.00 | \$8,475.19 | \$8,475.19 | \$0.00 |
| | | | | PI Subtotal: | | | | | | \$3,534,843.71 | \$23,425.94 | \$3,502,942.58 | \$3,502,942.58 | \$1,110.00 | \$8,475.19 | \$8,475.19 | \$0.00 |
| | | | | PA | NEWTON | MA | 2019 | M19DC250213 | \$21,530.14 | \$0.00 | \$21,530.14 | \$21,530.14 | \$0.00 | \$0.00 | \$0.00 | \$0.00 | \$0.00 |
| | | | | | | | 2020 | M20DC250213 | \$1,895.80 | \$0.00 | \$1,895.80 | \$1,895.80 | \$0.00 | \$0.00 | \$0.00 | \$0.00 | \$0.00 |
| | | | | | | | NEWTON Subtotal: | | | | | | \$23,425.94 | \$0.00 | \$23,425.94 | \$23,425.94 | \$0.00 |
| | | | | PA Subtotal: | | | | | | \$23,425.94 | \$0.00 | \$23,425.94 | \$23,425.94 | \$0.00 | \$0.00 | \$0.00 | \$0.00 |
| | | | | IU | NEWTON | MA | 2017 | M17DC250213 | \$380,268.00 | \$0.00 | \$380,268.00 | \$380,268.00 | \$0.00 | \$0.00 | \$0.00 | \$0.00 | \$0.00 |
| | | | | | | | NEWTON Subtotal: | | | | | | \$380,268.00 | \$0.00 | \$380,268.00 | \$380,268.00 | \$0.00 |
| | | | | IU Subtotal: | | | | | | \$380,268.00 | \$0.00 | \$380,268.00 | \$380,268.00 | \$0.00 | \$0.00 | \$0.00 | \$0.00 |
| | | | | HP | NEWTON | MA | 2015 | M15DC250213 | \$165,087.60 | \$0.00 | \$165,087.60 | \$165,087.60 | \$0.00 | \$0.00 | \$0.00 | \$0.00 | \$0.00 |
| | | | | | | | 2016 | M16DC250213 | \$558,266.35 | \$0.00 | \$558,266.35 | \$558,266.35 | \$0.00 | \$0.00 | \$0.00 | \$0.00 | \$0.00 |
| | | | | | | | 2017 | M17DC250213 | \$282,510.00 | \$0.00 | \$282,510.00 | \$282,510.00 | \$0.00 | \$0.00 | \$0.00 | \$0.00 | \$0.00 |
| | | | | | | | 2018 | M18DC250213 | \$595,170.93 | \$0.00 | \$595,170.93 | \$595,170.93 | \$0.00 | \$0.00 | \$0.00 | \$0.00 | \$0.00 |
| | | | | | | | 2019 | M19DC250213 | \$216,716.35 | \$0.00 | \$216,716.35 | \$216,716.35 | \$0.00 | \$0.00 | \$0.00 | \$0.00 | \$0.00 |
| | | | | | | | 2020 | M20DC250213 | \$337,977.94 | \$0.00 | \$337,977.94 | \$336,443.94 | \$0.00 | \$0.00 | \$1,534.00 | \$0.00 | |
| | | | | | | | 2021 | M21DC250213 | \$204,950.00 | \$0.00 | \$204,950.00 | \$203,673.00 | \$21,632.00 | \$0.00 | \$1,277.00 | \$0.00 | |
| 2022 | M22DC250213 | \$25,000.00 | \$0.00 | | | | \$24,607.00 | \$24,607.00 | \$5,696.00 | \$393.00 | \$393.00 | \$0.00 | | | | | |
| 2023 | M23DC250213 | \$43,038.30 | \$0.00 | | | | \$0.00 | \$0.00 | \$0.00 | \$43,038.30 | \$43,038.30 | \$0.00 | | | | | |
| NEWTON Subtotal: | | | | | | | \$2,428,717.47 | \$0.00 | \$2,385,286.17 | \$2,382,475.17 | \$27,328.00 | \$43,431.30 | \$46,242.30 | \$0.00 | | | |
| HP Subtotal: | | | | | | \$2,428,717.47 | \$0.00 | \$2,385,286.17 | \$2,382,475.17 | \$27,328.00 | \$43,431.30 | \$46,242.30 | \$0.00 | | | | |
| GRANTEE | | | | | | \$58,038,739.12 | \$15,791,443.53 | \$34,591,549.67 | \$34,303,489.83 | \$1,129,964.93 | \$7,655,745.92 | \$7,943,805.76 | \$0.00 | | | | |



U.S. Department of Housing and Urban Development
 Office of Community Planning and Development
 Integrated Disbursement and Information System
 CDBG Activity Summary Report (GPR) for Program Year 2023
 NEWTON

Date: 08-Jul-2024
 Time: 7:39
 Page: 1

PGM Year: 1994
Project: 0002 - CONVERTED CDBG ACTIVITIES
IDIS Activity: 2 - CDBG COMMITTED FUNDS ADJUSTMENT

Status: Open 2/3/2003 12:00:00 AM
Location: ,

Objective:
Outcome:
Matrix Code: General Program Administration (21A) **National Objective:**

Activity to prevent, prepare for, and respond to Coronavirus: No

Initial Funding Date: 01/01/1994

Description:

Financing

| | Fund Type | Grant Year | Grant | Funded Amount | Drawn In Program Year | Drawn Thru Program Year |
|--------------|--------------|------------|-------------|------------------------|-----------------------|-------------------------|
| CDBG | EN | Pre-2015 | | \$15,455,032.73 | \$0.00 | \$0.00 |
| | | 1989 | B89MC250019 | | \$0.00 | \$1,842,000.00 |
| | | 1990 | B90MC250019 | | \$0.00 | \$1,751,000.00 |
| | | 1991 | B91MC250019 | | \$0.00 | \$1,951,000.00 |
| | | 1992 | B92MC250019 | | \$0.00 | \$2,041,000.00 |
| | | 1993 | B93MC250019 | | \$0.00 | \$2,286,000.00 |
| | | 1994 | B94MC250019 | | \$0.00 | \$2,519,000.00 |
| | | 1995 | B95MC250019 | | \$0.00 | \$2,803,000.00 |
| | | 1996 | B96MC250019 | | \$0.00 | \$262,032.73 |
| | | 2000 | B00MC250019 | | \$0.00 | \$0.00 |
| Total | Total | | | \$15,455,032.73 | \$0.00 | \$15,455,032.73 |

Proposed Accomplishments

Actual Accomplishments

Number assisted:

| | Owner | | Renter | | Total | | Person | |
|---|-------|----------|--------|----------|-------|----------|--------|----------|
| | Total | Hispanic | Total | Hispanic | Total | Hispanic | Total | Hispanic |
| White: | | | | | 0 | 0 | | |
| Black/African American: | | | | | 0 | 0 | | |
| Asian: | | | | | 0 | 0 | | |
| American Indian/Alaskan Native: | | | | | 0 | 0 | | |
| Native Hawaiian/Other Pacific Islander: | | | | | 0 | 0 | | |
| American Indian/Alaskan Native & White: | | | | | 0 | 0 | | |
| Asian White: | | | | | 0 | 0 | | |



U.S. Department of Housing and Urban Development
 Office of Community Planning and Development
 Integrated Disbursement and Information System
 CDBG Activity Summary Report (GPR) for Program Year 2023
 NEWTON

Date: 08-Jul-2024
 Time: 7:39
 Page: 2

| | | | | | | | | | |
|--|----------|----------|----------|----------|----------|----------|----------|----------|----------|
| Black/African American & White: | 0 | 0 | | | | | | | |
| American Indian/Alaskan Native & Black/African American: | 0 | 0 | | | | | | | |
| Other multi-racial: | 0 | 0 | | | | | | | |
| Asian/Pacific Islander: | 0 | 0 | | | | | | | |
| Hispanic: | 0 | 0 | | | | | | | |
| Total: | 0 | 0 | 0 | 0 | 0 | 0 | 0 | 0 | 0 |
| Female-headed Households: | | | | | 0 | | | | |

Income Category:

| | Owner | Renter | Total | Person |
|------------------|-------|--------|-------|--------|
| Extremely Low | | | 0 | |
| Low Mod | | | 0 | |
| Moderate | | | 0 | |
| Non Low Moderate | | | 0 | |
| Total | 0 | 0 | 0 | 0 |
| Percent Low/Mod | | | | |

Annual Accomplishments

No data returned for this view. This might be because the applied filter excludes all data.



U.S. Department of Housing and Urban Development
 Office of Community Planning and Development
 Integrated Disbursement and Information System
 CDBG Activity Summary Report (GPR) for Program Year 2023
 NEWTON

Date: 08-Jul-2024
 Time: 7:39
 Page: 3

PGM Year: 2019
Project: 0001 - Housing Rehabilitation and Development Program Fund (CDBG)
IDIS Activity: 3528 - Haywood House - Newton Housing Authority

Status: Completed 6/17/2024 12:00:00 AM Objective: Provide decent affordable housing
 Location: 100 John F Kennedy Circle Newton, MA 02458 Outcome: Availability/accessibility
 Matrix Code: Clearance and Demolition (04) National Objective: LMH

Activity to prevent, prepare for, and respond to Coronavirus: No

Initial Funding Date: 09/26/2019

Description:
 The project, lead by the Newton Housing Authority, involves the demolition of the existing community center building, and construction of a new 55-unit affordable elderly housing development on an existing 26,050 sf undeveloped parcel of land.
 The proposed new building will be approximately 34,400 square feet and contain 55 one-bedroom units; 32 units will be designated for households with income levels below 60% AMI, including 11 limited to households with an income at 30% AMI.
 Twenty-one units will be limited to households with an income at 60% AMI, and 23 units will be limited to households with income at 99% AMI.

Financing

| | Fund Type | Grant Year | Grant | Funded Amount | Drawn In Program Year | Drawn Thru Program Year |
|--------------|--------------|------------|-------------|---------------------|-----------------------|-------------------------|
| CDBG | EN | 2019 | B19MC250019 | \$625,000.00 | \$0.00 | \$625,000.00 |
| | | 2020 | B20MC250019 | \$250,000.00 | \$87,500.00 | \$250,000.00 |
| Total | Total | | | \$875,000.00 | \$87,500.00 | \$875,000.00 |

Proposed Accomplishments

Housing Units : 32

Actual Accomplishments

Number assisted:

| | Owner | | Renter | | Total | | Person | |
|--|-------|----------|--------|----------|-------|----------|--------|----------|
| | Total | Hispanic | Total | Hispanic | Total | Hispanic | Total | Hispanic |
| White: | 0 | 0 | 32 | 0 | 32 | 0 | 0 | 0 |
| Black/African American: | 0 | 0 | 12 | 1 | 12 | 1 | 0 | 0 |
| Asian: | 0 | 0 | 3 | 0 | 3 | 0 | 0 | 0 |
| American Indian/Alaskan Native: | 0 | 0 | 1 | 0 | 1 | 0 | 0 | 0 |
| Native Hawaiian/Other Pacific Islander: | 0 | 0 | 0 | 0 | 0 | 0 | 0 | 0 |
| American Indian/Alaskan Native & White: | 0 | 0 | 1 | 0 | 1 | 0 | 0 | 0 |
| Asian White: | 0 | 0 | 0 | 0 | 0 | 0 | 0 | 0 |
| Black/African American & White: | 0 | 0 | 0 | 0 | 0 | 0 | 0 | 0 |
| American Indian/Alaskan Native & Black/African American: | 0 | 0 | 0 | 0 | 0 | 0 | 0 | 0 |
| Other multi-racial: | 0 | 0 | 101 | 6 | 6 | 0 | 0 | 0 |



U.S. Department of Housing and Urban Development
 Office of Community Planning and Development
 Integrated Disbursement and Information System
 CDBG Activity Summary Report (GPR) for Program Year 2023
 NEWTON

Date: 08-Jul-2024
 Time: 7:39
 Page: 4

| | | | | | | | | |
|---------------------------|----------|----------|-----------|----------|-----------|----------|----------|----------|
| Asian/Pacific Islander: | 0 | 0 | 0 | 0 | 0 | 0 | 0 | 0 |
| Hispanic: | 0 | 0 | 0 | 0 | 0 | 0 | 0 | 0 |
| Total: | 0 | 0 | 55 | 1 | 55 | 1 | 0 | 0 |
| Female-headed Households: | 0 | | 0 | | 0 | | | |

Income Category:

| | Owner | Renter | Total | Person |
|------------------|--------------|---------------|--------------|---------------|
| Extremely Low | 0 | 11 | 11 | 0 |
| Low Mod | 0 | 21 | 21 | 0 |
| Moderate | 0 | 0 | 0 | 0 |
| Non Low Moderate | 0 | 23 | 23 | 0 |
| Total | 0 | 55 | 55 | 0 |
| Percent Low/Mod | | 58.2% | 58.2% | |

Annual Accomplishments

| Years | Accomplishment Narrative | # Benefiting |
|--------------|--|---------------------|
| 2020 | In the spring of 2021, the Newton Housing Authority closed on its federal, state and local financing and began construction on the new 55-unit rental housing project for seniors. CDBG funds are being used to cover soft costs associated with clearance and demolition activities. In Spring-Summer of 2023, the Newton Housing Authority completed construction on the project and fully leased up the project to income-eligible seniors. | |



U.S. Department of Housing and Urban Development
 Office of Community Planning and Development
 Integrated Disbursement and Information System
 CDBG Activity Summary Report (GPR) for Program Year 2023
 NEWTON

Date: 08-Jul-2024
 Time: 7:39
 Page: 5

PGM Year: 2019
Project: 0001 - Housing Rehabilitation and Development Program Fund (CDBG)
IDIS Activity: 3588 - CAN-DO Portfolio Acquisition and Preservation

Status: Open Objective: Provide decent affordable housing
 Location: 82 Lincoln St Newton, MA 02461-1551 Outcome: Sustainability
 Matrix Code: Acquisition for Rehabilitation (14G) National Objective: LMH

Activity to prevent, prepare for, and respond to Coronavirus: No

Initial Funding Date: 04/15/2020

Description:

One of Newton's CHDOs- Citizens for Affordable Housing in Newton Development Organization (CAN-DO)- will be disbanding in 2020. Newton obtained a waiver from HUD to transfer the properties to a non-CDHO entity. CAN-DO's 33-unit portfolio is spread across 12 scattered site projects in Newton serving extremely low- and low- income individuals who require a variety of supportive services. The Newton Housing Authority (NHA) will acquire the CAN-DO portfolio and embark on a rehabilitation campaign to physically and financially stabilize these 33 units of affordable housing. The work will be done in phases and as funding is available. Phase 1 will include acquisition and debt reduction, as well as lead testing and remediation. Phase 2 will include a robust round of rehabilitation for the properties in greatest need. Funding for the project also includes Community Preservation Act funds.

Financing

| | Fund Type | Grant Year | Grant | Funded Amount | Drawn In Program Year | Drawn Thru Program Year |
|--------------|--------------|------------|-------------|---------------------|-----------------------|-------------------------|
| CDBG | EN | 2018 | B18MC250019 | \$656,388.00 | \$0.00 | \$656,388.00 |
| | | 2019 | B19MC250019 | \$3,005.00 | \$0.00 | \$3,005.00 |
| | | 2020 | B20MC250019 | \$82,107.00 | \$0.00 | \$0.00 |
| Total | Total | | | \$741,500.00 | \$0.00 | \$659,393.00 |

Proposed Accomplishments

Housing Units : 33

Actual Accomplishments

Number assisted:

| | Owner | | Renter | | Total | | Person | |
|---|-------|----------|--------|----------|-------|----------|--------|----------|
| | Total | Hispanic | Total | Hispanic | Total | Hispanic | Total | Hispanic |
| White: | 0 | 0 | 0 | 0 | 0 | 0 | | 0 |
| Black/African American: | 0 | 0 | 0 | 0 | 0 | 0 | 0 | 0 |
| Asian: | 0 | 0 | 0 | 0 | 0 | 0 | 0 | 0 |
| American Indian/Alaskan Native: | 0 | 0 | 0 | 0 | 0 | 0 | 0 | 0 |
| Native Hawaiian/Other Pacific Islander: | 0 | 0 | 0 | 0 | 0 | 0 | 0 | 0 |
| American Indian/Alaskan Native & White: | 0 | 0 | 103 | 0 | 0 | 0 | 0 | 0 |



U.S. Department of Housing and Urban Development
 Office of Community Planning and Development
 Integrated Disbursement and Information System
 CDBG Activity Summary Report (GPR) for Program Year 2023
 NEWTON

Date: 08-Jul-2024
 Time: 7:39
 Page: 6

| | | | | | | | | |
|--|----------|----------|----------|----------|----------|----------|----------|----------|
| Asian White: | 0 | 0 | 0 | 0 | 0 | 0 | 0 | 0 |
| Black/African American & White: | 0 | 0 | 0 | 0 | 0 | 0 | 0 | 0 |
| American Indian/Alaskan Native & Black/African American: | 0 | 0 | 0 | 0 | 0 | 0 | 0 | 0 |
| Other multi-racial: | 0 | 0 | 0 | 0 | 0 | 0 | 0 | 0 |
| Asian/Pacific Islander: | 0 | 0 | 0 | 0 | 0 | 0 | 0 | 0 |
| Hispanic: | 0 | 0 | 0 | 0 | 0 | 0 | 0 | 0 |
| Total: | 0 | 0 | 0 | 0 | 0 | 0 | 0 | 0 |
| Female-headed Households: | 0 | | 0 | | 0 | | | |

Income Category:

| | Owner | Renter | Total | Person |
|------------------|--------------|---------------|--------------|---------------|
| Extremely Low | 0 | 0 | 0 | 0 |
| Low Mod | 0 | 0 | 0 | 0 |
| Moderate | 0 | 0 | 0 | 0 |
| Non Low Moderate | 0 | 0 | 0 | 0 |
| Total | 0 | 0 | 0 | 0 |
| Percent Low/Mod | | | | |

Annual Accomplishments

| Years | Accomplishment Narrative | # Benefitting |
|--------------|---|----------------------|
| 2020 | In January 2021, the Newton Housing Authority successfully acquired 36 units of affordable rental housing from CAN-DO. The NHA is now working with Newton Housing Staff to facilitate rehabilitation of units over the next year. | |



U.S. Department of Housing and Urban Development
 Office of Community Planning and Development
 Integrated Disbursement and Information System
 CDBG Activity Summary Report (GPR) for Program Year 2023
 NEWTON

Date: 08-Jul-2024
 Time: 7:39
 Page: 7

PGM Year: 2020
Project: 0014 - CV-CDBG Administration
IDIS Activity: 3602 - CDBG-CV Administration

Status: Open Objective:
 Location: , Outcome:
 Matrix Code: General Program Administration (21A) National Objective:

Activity to prevent, prepare for, and respond to Coronavirus: Yes

Initial Funding Date: 06/25/2020

Description:
 CDBG-CV Administration

Financing

| | Fund Type | Grant Year | Grant | Funded Amount | Drawn In Program Year | Drawn Thru Program Year |
|--------------|--------------|------------|-------------|--------------------|-----------------------|-------------------------|
| CDBG | EN | 2020 | B20MW250019 | \$88,299.96 | \$0.00 | \$88,299.96 |
| Total | Total | | | \$88,299.96 | \$0.00 | \$88,299.96 |

Proposed Accomplishments

Actual Accomplishments

Number assisted:

| | Owner | | Renter | | Total | | Person | |
|--|----------|----------|----------|----------|----------|----------|----------|----------|
| | Total | Hispanic | Total | Hispanic | Total | Hispanic | Total | Hispanic |
| White: | | | | | 0 | 0 | | |
| Black/African American: | | | | | 0 | 0 | | |
| Asian: | | | | | 0 | 0 | | |
| American Indian/Alaskan Native: | | | | | 0 | 0 | | |
| Native Hawaiian/Other Pacific Islander: | | | | | 0 | 0 | | |
| American Indian/Alaskan Native & White: | | | | | 0 | 0 | | |
| Asian White: | | | | | 0 | 0 | | |
| Black/African American & White: | | | | | 0 | 0 | | |
| American Indian/Alaskan Native & Black/African American: | | | | | 0 | 0 | | |
| Other multi-racial: | | | | | 0 | 0 | | |
| Asian/Pacific Islander: | | | | | 0 | 0 | | |
| Hispanic: | | | | | 0 | 0 | | |
| Total: | 0 | 0 | 0 | 0 | 0 | 0 | 0 | 0 |

Female-headed Households:

105

0



U.S. Department of Housing and Urban Development
Office of Community Planning and Development
Integrated Disbursement and Information System
CDBG Activity Summary Report (GPR) for Program Year 2023
NEWTON

Date: 08-Jul-2024
Time: 7:39
Page: 8

Income Category:

| | Owner | Renter | Total | Person |
|------------------|--------------|---------------|--------------|---------------|
| Extremely Low | | | 0 | |
| Low Mod | | | 0 | |
| Moderate | | | 0 | |
| Non Low Moderate | | | 0 | |
| Total | 0 | 0 | 0 | 0 |
| Percent Low/Mod | | | | |

Annual Accomplishments

No data returned for this view. This might be because the applied filter excludes all data.



U.S. Department of Housing and Urban Development
 Office of Community Planning and Development
 Integrated Disbursement and Information System
 CDBG Activity Summary Report (GPR) for Program Year 2023
 NEWTON

Date: 08-Jul-2024
 Time: 7:39
 Page: 9

| | | | |
|-----------------------|--|----------------------------|-------------------------------------|
| PGM Year: | 2020 | Objective: | Provide decent affordable housing |
| Project: | 0001 - Housing Rehabilitation and Development | Outcome: | Sustainability |
| IDIS Activity: | 3641 - Housing Development and Rehabilitation Program Fund | Matrix Code: | Rehab; Multi-Unit Residential (14B) |
| Status: | Open | National Objective: | LMH |
| Location: | 1000 Commonwealth Ave Newton, MA 02459-1449 | | |

Activity to prevent, prepare for, and respond to Coronavirus: No

Initial Funding Date: 09/21/2020

Description:

This activity is a placeholder funding pool for housing rehabilitation and development activities; loans and/or grants may be provided. CDBG funds may be used for rehabilitation of owner-occupied single family homes, multi-family homes, and condominium units as well as rental units or group homes owned/operated by the Newton Housing Authority and other nonprofits. CDBG may also be used for the development and sustainability of affordable housing.

Financing

No data returned for this view. This might be because the applied filter excludes all data.

Proposed Accomplishments

Housing Units : 8

Actual Accomplishments

Number assisted:

| | Owner | | Renter | | Total | | Person | |
|---|--------------|----------|---------------|----------|--------------|----------|---------------|----------|
| | Total | Hispanic | Total | Hispanic | Total | Hispanic | Total | Hispanic |
| White: | 0 | 0 | 0 | 0 | 0 | 0 | | 0 |
| Black/African American: | 0 | 0 | 0 | 0 | 0 | 0 | 0 | 0 |
| Asian: | 0 | 0 | 0 | 0 | 0 | 0 | 0 | 0 |
| American Indian/Alaskan Native: | 0 | 0 | 0 | 0 | 0 | 0 | 0 | 0 |
| Native Hawaiian/Other Pacific Islander: | 0 | 0 | 0 | 0 | 0 | 0 | 0 | 0 |
| American Indian/Alaskan Native & White: | 0 | 0 | 0 | 0 | 0 | 0 | 0 | 0 |
| Asian White: | 0 | 0 | 0 | 0 | 0 | 0 | 0 | 0 |



U.S. Department of Housing and Urban Development
 Office of Community Planning and Development
 Integrated Disbursement and Information System
 CDBG Activity Summary Report (GPR) for Program Year 2023
 NEWTON

Date: 08-Jul-2024
 Time: 7:39
 Page: 10

| | | | | | | | | |
|--|----------|----------|----------|----------|----------|----------|----------|----------|
| Black/African American & White: | 0 | 0 | 0 | 0 | 0 | 0 | 0 | 0 |
| American Indian/Alaskan Native & Black/African American: | 0 | 0 | 0 | 0 | 0 | 0 | 0 | 0 |
| Other multi-racial: | 0 | 0 | 0 | 0 | 0 | 0 | 0 | 0 |
| Asian/Pacific Islander: | 0 | 0 | 0 | 0 | 0 | 0 | 0 | 0 |
| Hispanic: | 0 | 0 | 0 | 0 | 0 | 0 | 0 | 0 |
| Total: | 0 | 0 | 0 | 0 | 0 | 0 | 0 | 0 |

Female-headed Households: 0 0 0 0

Income Category:

| | Owner | Renter | Total | Person |
|------------------|--------------|---------------|--------------|---------------|
| Extremely Low | 0 | 0 | 0 | 0 |
| Low Mod | 0 | 0 | 0 | 0 |
| Moderate | 0 | 0 | 0 | 0 |
| Non Low Moderate | 0 | 0 | 0 | 0 |
| Total | 0 | 0 | 0 | 0 |
| Percent Low/Mod | | | | |

Annual Accomplishments

| Years | Accomplishment Narrative | # Benefitting |
|--------------|--|----------------------|
| 2020 | This activity is a placeholder/funding pool for housing rehabilitation and development activities; loans and/or grants may be provided. CDBG funds may be used for rehabilitation of owner-occupied single family homes, multi-family homes, and condominium units as well as rental units or group homes owned/operated by the Newton Housing Authority and other nonprofits. CDBG may also be used for the development and sustainability of affordable housing. In FY21, housing rehab and development pool funds have been allocated towards new construction projects, affordable housing preservation projects, down payment assistance grants, and rehab projects. The balance in the pool is approximately \$98,000, but will likely be allocated to another project in the coming months. | |



U.S. Department of Housing and Urban Development
 Office of Community Planning and Development
 Integrated Disbursement and Information System
 CDBG Activity Summary Report (GPR) for Program Year 2023
 NEWTON

Date: 08-Jul-2024
 Time: 7:39
 Page: 11

PGM Year: 2020
Project: 0003 - Accessibility Improvements
IDIS Activity: 3643 - Phase 1 Marty Sender Path
Status: Completed 9/18/2023 12:00:00 AM
Location: 104 W Pine St Newton, MA 02466-1123
Objective: Create suitable living environments
Outcome: Availability/accessibility
Matrix Code: Parks, Recreational Facilities (03F) **National Objective:** LMC

Activity to prevent, prepare for, and respond to Coronavirus: No

Initial Funding Date: 09/30/2020

Description:

Phase 1 of the Marty Sender Path includes the reconstruction of the Marty Sender Trail with the installation of a firm and stable surface, which is required to create an accessible route while maintaining natural appearance and character of the trail.

Financing

| | Fund Type | Grant Year | Grant | Funded Amount | Drawn In Program Year | Drawn Thru Program Year |
|--------------|--------------|------------|-------------|--------------------|-----------------------|-------------------------|
| CDBG | EN | 2020 | B20MC250019 | \$52,000.00 | \$0.00 | \$52,000.00 |
| Total | Total | | | \$52,000.00 | \$0.00 | \$52,000.00 |

Proposed Accomplishments

Public Facilities : 1

Actual Accomplishments

Number assisted:

| | Owner | | Renter | | Total | | Person | |
|--|-------|----------|--------|----------|-------|----------|--------|----------|
| | Total | Hispanic | Total | Hispanic | Total | Hispanic | Total | Hispanic |
| White: | 0 | 0 | 0 | 0 | 0 | 0 | 352 | 14 |
| Black/African American: | 0 | 0 | 0 | 0 | 0 | 0 | 0 | 0 |
| Asian: | 0 | 0 | 0 | 0 | 0 | 0 | 0 | 0 |
| American Indian/Alaskan Native: | 0 | 0 | 0 | 0 | 0 | 0 | 0 | 0 |
| Native Hawaiian/Other Pacific Islander: | 0 | 0 | 0 | 0 | 0 | 0 | 0 | 0 |
| American Indian/Alaskan Native & White: | 0 | 0 | 0 | 0 | 0 | 0 | 0 | 0 |
| Asian White: | 0 | 0 | 0 | 0 | 0 | 0 | 0 | 0 |
| Black/African American & White: | 0 | 0 | 0 | 0 | 0 | 0 | 0 | 0 |
| American Indian/Alaskan Native & Black/African American: | 0 | 0 | 0 | 0 | 0 | 0 | 0 | 0 |
| Other multi-racial: | 0 | 0 | 0 | 0 | 0 | 0 | 0 | 0 |
| Asian/Pacific Islander: | 0 | 0 | 0 | 0 | 0 | 0 | 0 | 0 |
| Hispanic: | 0 | 0 | 0 | 0 | 0 | 0 | 0 | 0 |



U.S. Department of Housing and Urban Development
 Office of Community Planning and Development
 Integrated Disbursement and Information System
 CDBG Activity Summary Report (GPR) for Program Year 2023
 NEWTON

Date: 08-Jul-2024
 Time: 7:39
 Page: 12

| | | | | | | | | | |
|---------------------------|--------------|---------------|--------------|----------|----------|----------|------------|-----------|---------------|
| Total: | 0 | 0 | 0 | 0 | 0 | 0 | 352 | 14 | |
| Female-headed Households: | 0 | | 0 | | 0 | | | | |
| <i>Income Category:</i> | | | | | | | | | |
| | Owner | Renter | Total | | | | | | Person |
| Extremely Low | 0 | 0 | 0 | | | | | | 0 |
| Low Mod | 0 | 0 | 0 | | | | | | 352 |
| Moderate | 0 | 0 | 0 | | | | | | 0 |
| Non Low Moderate | 0 | 0 | 0 | | | | | | 0 |
| Total | 0 | 0 | 0 | | | | | | 352 |
| Percent Low/Mod | | | | | | | | | 100.0% |

Annual Accomplishments

| Years | Accomplishment Narrative | # Benefitting |
|--------------|--|----------------------|
| 2020 | The Marty Sender Pathway Installation has been completed. This project including roughly 1250' of pathway improvements to the trail to comply with ADA requirements. 3.5' of existing surface cover from areas within floodplain and resurface roughly 1185' of existing trail. A total of 44.28 cubic yards of materials were removed and a total of 43.77 cubic yards of new surfacing was brought in. These improvements allow for safer and easier enjoyment of the trail/pathway for all, especially for those with limited vision and/or mobility. | |



U.S. Department of Housing and Urban Development
 Office of Community Planning and Development
 Integrated Disbursement and Information System
 CDBG Activity Summary Report (GPR) for Program Year 2023
 NEWTON

Date: 08-Jul-2024
 Time: 7:39
 Page: 13

PGM Year: 2020
Project: 0004 - CDBG Program Administration
IDIS Activity: 3660 - Contingencies
Status: Canceled 3/26/2024 12:00:00 AM
Location: 1000 Commonwealth Ave Newton, MA 02459-1449
Objective: Create suitable living environments
Outcome: Availability/accessibility
Matrix Code: Other Public Improvements Not Listed
National Objective: LMC
 in 03A-03S (03Z)

Activity to prevent, prepare for, and respond to Coronavirus: No

Initial Funding Date: 06/24/2021

Description:
 Contingency Pool for cost overruns for Access and Housing projects- expenditures and accomplishments to be reported in other activities.

Financing
 No data returned for this view. This might be because the applied filter excludes all data.

Proposed Accomplishments

Public Facilities : 1

Actual Accomplishments

Number assisted:

| | Owner | | Renter | | Total | | Person | |
|--|-------|----------|--------|----------|-------|----------|--------|----------|
| | Total | Hispanic | Total | Hispanic | Total | Hispanic | Total | Hispanic |
| White: | 0 | 0 | 0 | 0 | 0 | 0 | | 0 |
| Black/African American: | 0 | 0 | 0 | 0 | 0 | 0 | 0 | 0 |
| Asian: | 0 | 0 | 0 | 0 | 0 | 0 | 0 | 0 |
| American Indian/Alaskan Native: | 0 | 0 | 0 | 0 | 0 | 0 | 0 | 0 |
| Native Hawaiian/Other Pacific Islander: | 0 | 0 | 0 | 0 | 0 | 0 | 0 | 0 |
| American Indian/Alaskan Native & White: | 0 | 0 | 0 | 0 | 0 | 0 | 0 | 0 |
| Asian White: | 0 | 0 | 0 | 0 | 0 | 0 | 0 | 0 |
| Black/African American & White: | 0 | 0 | 0 | 0 | 0 | 0 | 0 | 0 |
| American Indian/Alaskan Native & Black/African American: | 0 | 0 | 0 | 0 | 0 | 0 | 0 | 0 |
| Other multi-racial: | 0 | 0 | 111 | 0 | 0 | 0 | 0 | 0 |



U.S. Department of Housing and Urban Development
 Office of Community Planning and Development
 Integrated Disbursement and Information System
 CDBG Activity Summary Report (GPR) for Program Year 2023
 NEWTON

Date: 08-Jul-2024
 Time: 7:39
 Page: 14

| | | | | | | | | |
|-------------------------|----------|----------|----------|----------|----------|----------|----------|----------|
| Asian/Pacific Islander: | 0 | 0 | 0 | 0 | 0 | 0 | 0 | 0 |
| Hispanic: | 0 | 0 | 0 | 0 | 0 | 0 | 0 | 0 |
| Total: | 0 | 0 | 0 | 0 | 0 | 0 | 0 | 0 |

Female-headed Households: 0 0 0 0

Income Category:

| | Owner | Renter | Total | Person |
|------------------|--------------|---------------|--------------|---------------|
| Extremely Low | 0 | 0 | 0 | 0 |
| Low Mod | 0 | 0 | 0 | 0 |
| Moderate | 0 | 0 | 0 | 0 |
| Non Low Moderate | 0 | 0 | 0 | 0 |
| Total | 0 | 0 | 0 | 0 |

Percent Low/Mod

Annual Accomplishments

No data returned for this view. This might be because the applied filter excludes all data.



U.S. Department of Housing and Urban Development
 Office of Community Planning and Development
 Integrated Disbursement and Information System
 CDBG Activity Summary Report (GPR) for Program Year 2023
 NEWTON

Date: 08-Jul-2024
 Time: 7:39
 Page: 15

PGM Year: 2021
Project: 0002 - Housing Rehabilitation and Development
IDIS Activity: 3728 - Housing Program Delivery

Status: Open Objective: Provide decent affordable housing
 Location: 1000 Commonwealth Ave Newton, MA 02459-1449 Outcome: Sustainability
 Matrix Code: Rehabilitation Administration (14H) National Objective: LMH

Activity to prevent, prepare for, and respond to Coronavirus: No

Initial Funding Date: 08/26/2021

Description:
 Funds used to provide administrative services in the support of the rehabilitation and preservation of existing affordable housing for Newton LMI homeowners, non-profits and the Newton Housing Authority.
 Includes the management of the NCDA loan portfolio.

Financing

| | Fund Type | Grant Year | Grant | Funded Amount | Drawn In Program Year | Drawn Thru Program Year |
|--------------|--------------|------------|-------------|---------------------|-----------------------|-------------------------|
| CDBG | EN | 2021 | B21MC250019 | \$260,979.51 | \$4,159.73 | \$260,979.51 |
| | PI | | | \$35,942.65 | \$0.00 | \$35,942.65 |
| Total | Total | | | \$296,922.16 | \$4,159.73 | \$296,922.16 |

Proposed Accomplishments

Housing Units : 3

Actual Accomplishments

Number assisted:

| | Owner | | Renter | | Total | | Person | |
|--|-------|----------|--------|----------|-------|----------|--------|----------|
| | Total | Hispanic | Total | Hispanic | Total | Hispanic | Total | Hispanic |
| White: | 1 | 0 | 0 | 0 | 1 | 0 | 0 | 0 |
| Black/African American: | 0 | 0 | 0 | 0 | 0 | 0 | 0 | 0 |
| Asian: | 0 | 0 | 0 | 0 | 0 | 0 | 0 | 0 |
| American Indian/Alaskan Native: | 0 | 0 | 0 | 0 | 0 | 0 | 0 | 0 |
| Native Hawaiian/Other Pacific Islander: | 0 | 0 | 0 | 0 | 0 | 0 | 0 | 0 |
| American Indian/Alaskan Native & White: | 0 | 0 | 0 | 0 | 0 | 0 | 0 | 0 |
| Asian White: | 0 | 0 | 0 | 0 | 0 | 0 | 0 | 0 |
| Black/African American & White: | 0 | 0 | 0 | 0 | 0 | 0 | 0 | 0 |
| American Indian/Alaskan Native & Black/African American: | 0 | 0 | 0 | 0 | 0 | 0 | 0 | 0 |
| Other multi-racial: | 0 | 0 | 0 | 0 | 0 | 0 | 0 | 0 |
| Asian/Pacific Islander: | 0 | 0 | 0 | 0 | 0 | 0 | 0 | 0 |



U.S. Department of Housing and Urban Development
 Office of Community Planning and Development
 Integrated Disbursement and Information System
 CDBG Activity Summary Report (GPR) for Program Year 2023
 NEWTON

Date: 08-Jul-2024
 Time: 7:39
 Page: 16

| | | | | | | | | |
|---------------------------|----------|----------|----------|----------|----------|----------|----------|----------|
| Hispanic: | 0 | 0 | 0 | 0 | 0 | 0 | 0 | 0 |
| Total: | 1 | 0 | 0 | 0 | 1 | 0 | 0 | 0 |
| Female-headed Households: | 0 | | 0 | | 0 | | | |

Income Category:

| | Owner | Renter | Total | Person |
|------------------|--------|--------|--------|--------|
| Extremely Low | 0 | 0 | 0 | 0 |
| Low Mod | 0 | 0 | 0 | 0 |
| Moderate | 1 | 0 | 1 | 0 |
| Non Low Moderate | 0 | 0 | 0 | 0 |
| Total | 1 | 0 | 1 | 0 |
| Percent Low/Mod | 100.0% | | 100.0% | |

Annual Accomplishments

| Years | Accomplishment Narrative | # Benefiting |
|-------|---|--------------|
| 2021 | <p>This is a placeholder activity for funding staff time related to Housing Program Delivery.</p> <p>Newton maintains its existing affordable housing stock and increases the number of lead safe properties through the CDBG Housing Rehabilitation Program.</p> | |



U.S. Department of Housing and Urban Development
 Office of Community Planning and Development
 Integrated Disbursement and Information System
 CDBG Activity Summary Report (GPR) for Program Year 2023
 NEWTON

Date: 08-Jul-2024
 Time: 7:39
 Page: 17

PGM Year: 2021
Project: 0002 - Housing Rehabilitation and Development
IDIS Activity: 3729 - Housing Development and Rehabilitation Program Fund
Status: Open
Location: 1000 Commonwealth Ave Newton, MA 02459-1449
Objective: Provide decent affordable housing
Outcome: Affordability
Matrix Code: Rehab; Multi-Unit Residential (14B) **National Objective:** LMH

Activity to prevent, prepare for, and respond to Coronavirus: No

Initial Funding Date: 08/26/2021

Description:
 This activity is a placeholder funding pool for housing rehabilitation and development activities; loans and/or grants may be provided. CDBG funds may be used for rehabilitation of owner-occupied single family homes, multi-family homes, and condominium units as well as rental units or group homes owned/operated by the Newton Housing Authority and other nonprofits. CDBG may also be used for the development and sustainability of affordable housing.

Financing

| | Fund Type | Grant Year | Grant | Funded Amount | Drawn In Program Year | Drawn Thru Program Year |
|--------------|--------------|------------|-------------|---------------------|-----------------------|-------------------------|
| CDBG | EN | 2021 | B21MC250019 | \$471,196.97 | \$0.00 | \$0.00 |
| Total | Total | | | \$471,196.97 | \$0.00 | \$0.00 |

Proposed Accomplishments

Housing Units : 3

Actual Accomplishments

Number assisted:

| | Owner | | Renter | | Total | | Person | |
|--|-------|----------|--------|----------|-------|----------|--------|----------|
| | Total | Hispanic | Total | Hispanic | Total | Hispanic | Total | Hispanic |
| White: | 0 | 0 | 0 | 0 | 0 | 0 | 0 | 0 |
| Black/African American: | 0 | 0 | 0 | 0 | 0 | 0 | 0 | 0 |
| Asian: | 0 | 0 | 0 | 0 | 0 | 0 | 0 | 0 |
| American Indian/Alaskan Native: | 0 | 0 | 0 | 0 | 0 | 0 | 0 | 0 |
| Native Hawaiian/Other Pacific Islander: | 0 | 0 | 0 | 0 | 0 | 0 | 0 | 0 |
| American Indian/Alaskan Native & White: | 0 | 0 | 0 | 0 | 0 | 0 | 0 | 0 |
| Asian White: | 0 | 0 | 0 | 0 | 0 | 0 | 0 | 0 |
| Black/African American & White: | 0 | 0 | 0 | 0 | 0 | 0 | 0 | 0 |
| American Indian/Alaskan Native & Black/African American: | 0 | 0 | 0 | 0 | 0 | 0 | 0 | 0 |
| Other multi-racial: | 0 | 0 | 0 | 0 | 0 | 0 | 0 | 0 |
| Asian/Pacific Islander: | 0 | 0 | 0 | 0 | 0 | 0 | 0 | 0 |



U.S. Department of Housing and Urban Development
 Office of Community Planning and Development
 Integrated Disbursement and Information System
 CDBG Activity Summary Report (GPR) for Program Year 2023
 NEWTON

Date: 08-Jul-2024
 Time: 7:39
 Page: 18

| | | | | | | | | | |
|---------------------------|----------|----------|----------|----------|----------|----------|----------|----------|----------|
| Hispanic: | 0 | 0 | 0 | 0 | 0 | 0 | 0 | 0 | 0 |
| Total: | 0 | 0 | 0 | 0 | 0 | 0 | 0 | 0 | 0 |
| Female-headed Households: | 0 | | 0 | | 0 | | | | |

Income Category:

| | Owner | Renter | Total | Person |
|------------------|-------|--------|-------|--------|
| Extremely Low | 0 | 0 | 0 | 0 |
| Low Mod | 0 | 0 | 0 | 0 |
| Moderate | 0 | 0 | 0 | 0 |
| Non Low Moderate | 0 | 0 | 0 | 0 |
| Total | 0 | 0 | 0 | 0 |
| Percent Low/Mod | | | | |

Annual Accomplishments

No data returned for this view. This might be because the applied filter excludes all data.



U.S. Department of Housing and Urban Development
 Office of Community Planning and Development
 Integrated Disbursement and Information System
 CDBG Activity Summary Report (GPR) for Program Year 2023
 NEWTON

Date: 08-Jul-2024
 Time: 7:39
 Page: 19

| | | | |
|-----------------------|---|----------------------------|--------------------------------------|
| PGM Year: | 2021 | Objective: | Provide decent affordable housing |
| Project: | 0002 - Housing Rehabilitation and Development | Outcome: | Sustainability |
| IDIS Activity: | 3730 - Housing Program Income Fund | Matrix Code: | Rehab; Single-Unit Residential (14A) |
| Status: | Open | National Objective: | LMH |
| Location: | 1000 Commonwealth Ave Newton, MA 02459-1449 | | |

Activity to prevent, prepare for, and respond to Coronavirus: No

Initial Funding Date: 09/08/2021

Description:
 Placeholder activity to hold repayments from prior housing rehabilitation loans.
 Loan repayments will be reused to fund new housing rehabilitation projects of income-eligible homeowners or non-profit affordable housing.
 New activity may be in the form of loans and/or grants.
 (Program Income received as PI.)

Financing
 No data returned for this view. This might be because the applied filter excludes all data.

Proposed Accomplishments

Housing Units : 2

Actual Accomplishments

| <i>Number assisted:</i> | Owner | | Renter | | Total | | Person | |
|---|--------------|----------|---------------|----------|--------------|----------|---------------|----------|
| | Total | Hispanic | Total | Hispanic | Total | Hispanic | Total | Hispanic |
| White: | 0 | 0 | 0 | 0 | 0 | 0 | | 0 |
| Black/African American: | 0 | 0 | 0 | 0 | 0 | 0 | 0 | 0 |
| Asian: | 0 | 0 | 0 | 0 | 0 | 0 | 0 | 0 |
| American Indian/Alaskan Native: | 0 | 0 | 0 | 0 | 0 | 0 | 0 | 0 |
| Native Hawaiian/Other Pacific Islander: | 0 | 0 | 0 | 0 | 0 | 0 | 0 | 0 |
| American Indian/Alaskan Native & White: | 0 | 0 | 0 | 0 | 0 | 0 | 0 | 0 |
| Asian White: | 0 | 0 | 0 | 0 | 0 | 0 | 0 | 0 |



U.S. Department of Housing and Urban Development
 Office of Community Planning and Development
 Integrated Disbursement and Information System
 CDBG Activity Summary Report (GPR) for Program Year 2023
 NEWTON

Date: 08-Jul-2024
 Time: 7:39
 Page: 20

| | | | | | | | | |
|--|----------|----------|----------|----------|----------|----------|----------|----------|
| Black/African American & White: | 0 | 0 | 0 | 0 | 0 | 0 | 0 | 0 |
| American Indian/Alaskan Native & Black/African American: | 0 | 0 | 0 | 0 | 0 | 0 | 0 | 0 |
| Other multi-racial: | 0 | 0 | 0 | 0 | 0 | 0 | 0 | 0 |
| Asian/Pacific Islander: | 0 | 0 | 0 | 0 | 0 | 0 | 0 | 0 |
| Hispanic: | 0 | 0 | 0 | 0 | 0 | 0 | 0 | 0 |
| Total: | 0 | 0 | 0 | 0 | 0 | 0 | 0 | 0 |

Female-headed Households: 0 0 0 0

Income Category:

| | Owner | Renter | Total | Person |
|------------------|--------------|---------------|--------------|---------------|
| Extremely Low | 0 | 0 | 0 | 0 |
| Low Mod | 0 | 0 | 0 | 0 |
| Moderate | 0 | 0 | 0 | 0 |
| Non Low Moderate | 0 | 0 | 0 | 0 |
| Total | 0 | 0 | 0 | 0 |
| Percent Low/Mod | | | | |

Annual Accomplishments

No data returned for this view. This might be because the applied filter excludes all data.



U.S. Department of Housing and Urban Development
 Office of Community Planning and Development
 Integrated Disbursement and Information System
 CDBG Activity Summary Report (GPR) for Program Year 2023
 NEWTON

Date: 08-Jul-2024
 Time: 7:39
 Page: 21

PGM Year: 2021
Project: 0004 - Accessibility Improvements
IDIS Activity: 3731 - McGrath Park Accessible Path
Status: Open
Location: 1600 Washington St Newton, MA 02465-2231
Objective: Create suitable living environments
Outcome: Availability/accessibility
Matrix Code: Parks, Recreational Facilities (03F) **National Objective:** LMC

Activity to prevent, prepare for, and respond to Coronavirus: No

Initial Funding Date: 08/26/2021

Description:

This project will create an accessible pathway around the perimeter of McGrath Park.
 This pathway will be accessible from all three entrances into the park and will include the addition of four benches along the path.

Financing

| | Fund Type | Grant Year | Grant | Funded Amount | Drawn In Program Year | Drawn Thru Program Year |
|--------------|--------------|------------|-------------|--------------------|-----------------------|-------------------------|
| CDBG | EN | 2021 | B21MC250019 | \$95,000.00 | \$0.00 | \$0.00 |
| Total | Total | | | \$95,000.00 | \$0.00 | \$0.00 |

Proposed Accomplishments

Public Facilities : 1,360

Actual Accomplishments

Number assisted:

| | Owner | | Renter | | Total | | Person | |
|--|-------|----------|--------|----------|-------|----------|--------|----------|
| | Total | Hispanic | Total | Hispanic | Total | Hispanic | Total | Hispanic |
| White: | 0 | 0 | 0 | 0 | 0 | 0 | | 0 |
| Black/African American: | 0 | 0 | 0 | 0 | 0 | 0 | 0 | 0 |
| Asian: | 0 | 0 | 0 | 0 | 0 | 0 | 0 | 0 |
| American Indian/Alaskan Native: | 0 | 0 | 0 | 0 | 0 | 0 | 0 | 0 |
| Native Hawaiian/Other Pacific Islander: | 0 | 0 | 0 | 0 | 0 | 0 | 0 | 0 |
| American Indian/Alaskan Native & White: | 0 | 0 | 0 | 0 | 0 | 0 | 0 | 0 |
| Asian White: | 0 | 0 | 0 | 0 | 0 | 0 | 0 | 0 |
| Black/African American & White: | 0 | 0 | 0 | 0 | 0 | 0 | 0 | 0 |
| American Indian/Alaskan Native & Black/African American: | 0 | 0 | 0 | 0 | 0 | 0 | 0 | 0 |
| Other multi-racial: | 0 | 0 | 0 | 0 | 0 | 0 | 0 | 0 |
| Asian/Pacific Islander: | 0 | 0 | 0 | 0 | 0 | 0 | 0 | 0 |
| Hispanic: | 0 | 0 | 0 | 0 | 0 | 0 | 0 | 0 |



U.S. Department of Housing and Urban Development
 Office of Community Planning and Development
 Integrated Disbursement and Information System
 CDBG Activity Summary Report (GPR) for Program Year 2023
 NEWTON

Date: 08-Jul-2024
 Time: 7:39
 Page: 22

Total: 0 0 0 0 0 0 0 0

Female-headed Households: 0 0 0 0

Income Category:

| | Owner | Renter | Total | Person |
|------------------|-------|--------|-------|--------|
| Extremely Low | 0 | 0 | 0 | 0 |
| Low Mod | 0 | 0 | 0 | 0 |
| Moderate | 0 | 0 | 0 | 0 |
| Non Low Moderate | 0 | 0 | 0 | 0 |
| Total | 0 | 0 | 0 | 0 |
| Percent Low/Mod | | | | |

Annual Accomplishments

No data returned for this view. This might be because the applied filter excludes all data.



U.S. Department of Housing and Urban Development
 Office of Community Planning and Development
 Integrated Disbursement and Information System
 CDBG Activity Summary Report (GPR) for Program Year 2023
 NEWTON

Date: 08-Jul-2024
 Time: 7:39
 Page: 23

PGM Year: 2021
Project: 0005 - CDBG Program Administration
IDIS Activity: 3746 - Program Administration
Status: Open
Location: ,
Objective:
Outcome:
Matrix Code: General Program Administration (21A) **National Objective:**

Activity to prevent, prepare for, and respond to Coronavirus: No

Initial Funding Date: 08/26/2021

Description:
 Funds for the overall management of Newton's CDBG program.
 Also includes 20% of the current year's program income.

Financing

| | Fund Type | Grant Year | Grant | Funded Amount | Drawn In Program Year | Drawn Thru Program Year |
|--------------|--------------|------------|-------------|---------------------|-----------------------|-------------------------|
| CDBG | EN | 2021 | B21MC250019 | \$391,689.00 | \$10,523.19 | \$391,646.29 |
| | PI | | | \$8,676.49 | \$0.00 | \$8,676.49 |
| Total | Total | | | \$400,365.49 | \$10,523.19 | \$400,322.78 |

Proposed Accomplishments

Actual Accomplishments

Number assisted:

| | Owner | | Renter | | Total | | Person | |
|--|-------|----------|--------|----------|-------|----------|--------|----------|
| | Total | Hispanic | Total | Hispanic | Total | Hispanic | Total | Hispanic |
| White: | | | | | 0 | 0 | | |
| Black/African American: | | | | | 0 | 0 | | |
| Asian: | | | | | 0 | 0 | | |
| American Indian/Alaskan Native: | | | | | 0 | 0 | | |
| Native Hawaiian/Other Pacific Islander: | | | | | 0 | 0 | | |
| American Indian/Alaskan Native & White: | | | | | 0 | 0 | | |
| Asian White: | | | | | 0 | 0 | | |
| Black/African American & White: | | | | | 0 | 0 | | |
| American Indian/Alaskan Native & Black/African American: | | | | | 0 | 0 | | |
| Other multi-racial: | | | | | 0 | 0 | | |
| Asian/Pacific Islander: | | | | | 0 | 0 | | |
| Hispanic: | | | | | 0 | 0 | | |



U.S. Department of Housing and Urban Development
 Office of Community Planning and Development
 Integrated Disbursement and Information System
 CDBG Activity Summary Report (GPR) for Program Year 2023
 NEWTON

Date: 08-Jul-2024
 Time: 7:39
 Page: 24

Total: 0 0 0 0 0 0 0 0

Female-headed Households: 0

Income Category:

| | Owner | Renter | Total | Person |
|------------------|-------|--------|-------|--------|
| Extremely Low | | | 0 | |
| Low Mod | | | 0 | |
| Moderate | | | 0 | |
| Non Low Moderate | | | 0 | |
| Total | 0 | 0 | 0 | 0 |
| Percent Low/Mod | | | | |

Annual Accomplishments

No data returned for this view. This might be because the applied filter excludes all data.



U.S. Department of Housing and Urban Development
 Office of Community Planning and Development
 Integrated Disbursement and Information System
 CDBG Activity Summary Report (GPR) for Program Year 2023
 NEWTON

Date: 08-Jul-2024
 Time: 7:39
 Page: 25

PGM Year: 2021
Project: 0005 - CDBG Program Administration
IDIS Activity: 3747 - Citizen Participation
Status: Completed 2/19/2024 6:40:17 AM
Location: ,
Objective:
Outcome:
Matrix Code: Public Information (21C) **National Objective:**

Activity to prevent, prepare for, and respond to Coronavirus: No

Initial Funding Date: 08/26/2021

Description:
 Funds for activities to enhance citizen participation

Financing

| | Fund Type | Grant Year | Grant | Funded Amount | Drawn In Program Year | Drawn Thru Program Year |
|--------------|--------------|------------|-------------|-------------------|-----------------------|-------------------------|
| CDBG | EN | 2021 | B21MC250019 | \$1,000.00 | \$0.00 | \$1,000.00 |
| Total | Total | | | \$1,000.00 | \$0.00 | \$1,000.00 |

Proposed Accomplishments

Actual Accomplishments

Number assisted:

| | Owner | | Renter | | Total | | Person | |
|--|--------------|----------|---------------|----------|--------------|----------|---------------|----------|
| | Total | Hispanic | Total | Hispanic | Total | Hispanic | Total | Hispanic |
| White: | | | | | 0 | 0 | | |
| Black/African American: | | | | | 0 | 0 | | |
| Asian: | | | | | 0 | 0 | | |
| American Indian/Alaskan Native: | | | | | 0 | 0 | | |
| Native Hawaiian/Other Pacific Islander: | | | | | 0 | 0 | | |
| American Indian/Alaskan Native & White: | | | | | 0 | 0 | | |
| Asian White: | | | | | 0 | 0 | | |
| Black/African American & White: | | | | | 0 | 0 | | |
| American Indian/Alaskan Native & Black/African American: | | | | | 0 | 0 | | |
| Other multi-racial: | | | | | 0 | 0 | | |
| Asian/Pacific Islander: | | | | | 0 | 0 | | |
| Hispanic: | | | | | 0 | 0 | | |
| Total: | 0 | 0 | 0 | 0 | 0 | 0 | 0 | 0 |

Female-headed Households:

123

0



U.S. Department of Housing and Urban Development
Office of Community Planning and Development
Integrated Disbursement and Information System
CDBG Activity Summary Report (GPR) for Program Year 2023
NEWTON

Date: 08-Jul-2024

Time: 7:39

Page: 26

Income Category:

| | Owner | Renter | Total | Person |
|------------------|--------------|---------------|--------------|---------------|
| Extremely Low | | | 0 | |
| Low Mod | | | 0 | |
| Moderate | | | 0 | |
| Non Low Moderate | | | 0 | |
| Total | 0 | 0 | 0 | 0 |
| Percent Low/Mod | | | | |

Annual Accomplishments

No data returned for this view. This might be because the applied filter excludes all data.



U.S. Department of Housing and Urban Development
 Office of Community Planning and Development
 Integrated Disbursement and Information System
 CDBG Activity Summary Report (GPR) for Program Year 2023
 NEWTON

Date: 08-Jul-2024
 Time: 7:39
 Page: 27

PGM Year: 2021
Project: 0005 - CDBG Program Administration
IDIS Activity: 3748 - Contingencies

Status: Canceled 6/7/2024 1:13:35 PM
Location: 1000 Commonwealth Ave Newton, MA 02459-1449
Objective: Create suitable living environments
Outcome: Availability/accessibility
Matrix Code: Other Public Improvements Not Listed
National Objective: LMC
 in 03A-03S (03Z)

Activity to prevent, prepare for, and respond to Coronavirus: No

Initial Funding Date: 06/28/2022

Description:
 Contingency Pool for cost overruns for Neighborhood Improvement, Access and Housing projects- expenditures and accomplishments to be reported in other activities.

Financing
 No data returned for this view. This might be because the applied filter excludes all data.

Proposed Accomplishments

Public Facilities : 1

Actual Accomplishments

Number assisted:

| | Owner | | Renter | | Total | | Person | |
|--|-------|----------|--------|----------|-------|----------|--------|----------|
| | Total | Hispanic | Total | Hispanic | Total | Hispanic | Total | Hispanic |
| White: | 0 | 0 | 0 | 0 | 0 | 0 | | 0 |
| Black/African American: | 0 | 0 | 0 | 0 | 0 | 0 | 0 | 0 |
| Asian: | 0 | 0 | 0 | 0 | 0 | 0 | 0 | 0 |
| American Indian/Alaskan Native: | 0 | 0 | 0 | 0 | 0 | 0 | 0 | 0 |
| Native Hawaiian/Other Pacific Islander: | 0 | 0 | 0 | 0 | 0 | 0 | 0 | 0 |
| American Indian/Alaskan Native & White: | 0 | 0 | 0 | 0 | 0 | 0 | 0 | 0 |
| Asian White: | 0 | 0 | 0 | 0 | 0 | 0 | 0 | 0 |
| Black/African American & White: | 0 | 0 | 0 | 0 | 0 | 0 | 0 | 0 |
| American Indian/Alaskan Native & Black/African American: | 0 | 0 | 0 | 0 | 0 | 0 | 0 | 0 |
| Other multi-racial: | 0 | 0 | 125 | 0 | 0 | 0 | 0 | 0 |



U.S. Department of Housing and Urban Development
 Office of Community Planning and Development
 Integrated Disbursement and Information System
 CDBG Activity Summary Report (GPR) for Program Year 2023
 NEWTON

Date: 08-Jul-2024
 Time: 7:39
 Page: 28

| | | | | | | | | |
|-------------------------|----------|----------|----------|----------|----------|----------|----------|----------|
| Asian/Pacific Islander: | 0 | 0 | 0 | 0 | 0 | 0 | 0 | 0 |
| Hispanic: | 0 | 0 | 0 | 0 | 0 | 0 | 0 | 0 |
| Total: | 0 | 0 | 0 | 0 | 0 | 0 | 0 | 0 |

Female-headed Households: 0 0 0 0

Income Category:

| | Owner | Renter | Total | Person |
|------------------|-------|--------|-------|--------|
| Extremely Low | 0 | 0 | 0 | 0 |
| Low Mod | 0 | 0 | 0 | 0 |
| Moderate | 0 | 0 | 0 | 0 |
| Non Low Moderate | 0 | 0 | 0 | 0 |
| Total | 0 | 0 | 0 | 0 |

Percent Low/Mod

Annual Accomplishments

No data returned for this view. This might be because the applied filter excludes all data.



U.S. Department of Housing and Urban Development
 Office of Community Planning and Development
 Integrated Disbursement and Information System
 CDBG Activity Summary Report (GPR) for Program Year 2023
 NEWTON

Date: 08-Jul-2024
 Time: 7:39
 Page: 29

PGM Year: 2020
Project: 0001 - Housing Rehabilitation and Development
IDIS Activity: 3767 - 18-20 Coyne Road - Pathway 2 Possible

Status: Open Objective: Create suitable living environments
 Location: 18 Coyne Rd Newton, MA 02468-1039 Outcome: Availability/accessibility
 Matrix Code: Rehab; Multi-Unit Residential (14B) National Objective: LMH

Activity to prevent, prepare for, and respond to Coronavirus: No

Initial Funding Date: 09/14/2021

Description:
 Rehabilitation project: 18-20 Coyne Road.
 Scope of work consist of to adding accessibility platform to the front of the building, to enable residents to safely enter and exit the residence, preventing the blocking of the adjoining shared easement.
 The project will be funded with approximately \$80,000.00 in Community Development Block Grant (CDBG) funds..

Financing

| | Fund Type | Grant Year | Grant | Funded Amount | Drawn In Program Year | Drawn Thru Program Year |
|--------------|--------------|------------|-------------|--------------------|-----------------------|-------------------------|
| CDBG | EN | 2019 | B19MC250019 | \$25,372.51 | \$9,509.86 | \$25,372.51 |
| | | 2020 | B20MC250019 | \$54,627.49 | \$1,427.14 | \$54,627.49 |
| Total | Total | | | \$80,000.00 | \$10,937.00 | \$80,000.00 |

Proposed Accomplishments

Housing Units : 1

Actual Accomplishments

Number assisted:

| | Owner | | Renter | | Total | | Person | |
|--|-------|----------|--------|----------|-------|----------|--------|----------|
| | Total | Hispanic | Total | Hispanic | Total | Hispanic | Total | Hispanic |
| White: | 0 | 0 | 0 | 0 | 0 | 0 | 0 | 0 |
| Black/African American: | 0 | 0 | 0 | 0 | 0 | 0 | 0 | 0 |
| Asian: | 0 | 0 | 0 | 0 | 0 | 0 | 0 | 0 |
| American Indian/Alaskan Native: | 0 | 0 | 0 | 0 | 0 | 0 | 0 | 0 |
| Native Hawaiian/Other Pacific Islander: | 0 | 0 | 0 | 0 | 0 | 0 | 0 | 0 |
| American Indian/Alaskan Native & White: | 0 | 0 | 0 | 0 | 0 | 0 | 0 | 0 |
| Asian White: | 0 | 0 | 0 | 0 | 0 | 0 | 0 | 0 |
| Black/African American & White: | 0 | 0 | 0 | 0 | 0 | 0 | 0 | 0 |
| American Indian/Alaskan Native & Black/African American: | 0 | 0 | 0 | 0 | 0 | 0 | 0 | 0 |
| Other multi-racial: | 0 | 0 | 0 | 0 | 0 | 0 | 0 | 0 |



U.S. Department of Housing and Urban Development
 Office of Community Planning and Development
 Integrated Disbursement and Information System
 CDBG Activity Summary Report (GPR) for Program Year 2023
 NEWTON

Date: 08-Jul-2024
 Time: 7:39
 Page: 30

| | | | | | | | | |
|-------------------------|----------|----------|----------|----------|----------|----------|----------|----------|
| Asian/Pacific Islander: | 0 | 0 | 0 | 0 | 0 | 0 | 0 | 0 |
| Hispanic: | 0 | 0 | 0 | 0 | 0 | 0 | 0 | 0 |
| Total: | 0 | 0 | 0 | 0 | 0 | 0 | 0 | 0 |

Female-headed Households: 0 0 0 0

Income Category:

| | Owner | Renter | Total | Person |
|------------------|-------|--------|-------|--------|
| Extremely Low | 0 | 0 | 0 | 0 |
| Low Mod | 0 | 0 | 0 | 0 |
| Moderate | 0 | 0 | 0 | 0 |
| Non Low Moderate | 0 | 0 | 0 | 0 |
| Total | 0 | 0 | 0 | 0 |

Percent Low/Mod

Annual Accomplishments

No data returned for this view. This might be because the applied filter excludes all data.



U.S. Department of Housing and Urban Development
 Office of Community Planning and Development
 Integrated Disbursement and Information System
 CDBG Activity Summary Report (GPR) for Program Year 2023
 NEWTON

Date: 08-Jul-2024
 Time: 7:39
 Page: 31

PGM Year: 2021
Project: 0002 - Housing Rehabilitation and Development
IDIS Activity: 3770 - Nonantum Village Place
Status: Completed 6/28/2024 12:00:00 AM
Location: 241 Watertown St Newton, MA 02458-1380
Objective: Provide decent affordable housing
Outcome: Affordability
Matrix Code: Rehab; Multi-Unit Residential (14B) **National Objective:** LMH

Activity to prevent, prepare for, and respond to Coronavirus: No

Initial Funding Date: 08/31/2021

Description:
 Nonantum Village Place, Inc. received \$100,000 in FY22 Newton CDBG funds to support capital needs improvements and energy efficiency upgrades at Nonantum Village Place, an existing 35-unit very low-income permanent affordable senior housing project.
 CDBG funds will be used for development soft costs.
 34units are affordable to low income households at or below 50% AMI with one rent free manager unit

Financing

| | Fund Type | Grant Year | Grant | Funded Amount | Drawn In Program Year | Drawn Thru Program Year |
|--------------|--------------|------------|-------------|---------------------|-----------------------|-------------------------|
| CDBG | EN | 2021 | B21MC250019 | \$100,000.00 | \$19,100.00 | \$100,000.00 |
| Total | Total | | | \$100,000.00 | \$19,100.00 | \$100,000.00 |

Proposed Accomplishments

Housing Units : 35

Actual Accomplishments

Number assisted:

| | Owner | | Renter | | Total | | Person | |
|--|-------|----------|--------|----------|-------|----------|--------|----------|
| | Total | Hispanic | Total | Hispanic | Total | Hispanic | Total | Hispanic |
| White: | 0 | 0 | 18 | 3 | 18 | 3 | 0 | 0 |
| Black/African American: | 0 | 0 | 11 | 0 | 11 | 0 | 0 | 0 |
| Asian: | 0 | 0 | 2 | 0 | 2 | 0 | 0 | 0 |
| American Indian/Alaskan Native: | 0 | 0 | 0 | 0 | 0 | 0 | 0 | 0 |
| Native Hawaiian/Other Pacific Islander: | 0 | 0 | 2 | 0 | 2 | 0 | 0 | 0 |
| American Indian/Alaskan Native & White: | 0 | 0 | 0 | 0 | 0 | 0 | 0 | 0 |
| Asian White: | 0 | 0 | 0 | 0 | 0 | 0 | 0 | 0 |
| Black/African American & White: | 0 | 0 | 0 | 0 | 0 | 0 | 0 | 0 |
| American Indian/Alaskan Native & Black/African American: | 0 | 0 | 0 | 0 | 0 | 0 | 0 | 0 |
| Other multi-racial: | 0 | 0 | 2 | 0 | 2 | 0 | 0 | 0 |



U.S. Department of Housing and Urban Development
 Office of Community Planning and Development
 Integrated Disbursement and Information System
 CDBG Activity Summary Report (GPR) for Program Year 2023
 NEWTON

Date: 08-Jul-2024
 Time: 7:39
 Page: 32

| | | | | | | | | |
|---------------------------|----------|----------|-----------|----------|-----------|----------|----------|----------|
| Asian/Pacific Islander: | 0 | 0 | 0 | 0 | 0 | 0 | 0 | 0 |
| Hispanic: | 0 | 0 | 0 | 0 | 0 | 0 | 0 | 0 |
| Total: | 0 | 0 | 35 | 3 | 35 | 3 | 0 | 0 |
| Female-headed Households: | 0 | | 24 | | 24 | | | |

Income Category:

| | Owner | Renter | Total | Person |
|------------------|--------------|---------------|--------------|---------------|
| Extremely Low | 0 | 34 | 34 | 0 |
| Low Mod | 0 | 0 | 0 | 0 |
| Moderate | 0 | 0 | 0 | 0 |
| Non Low Moderate | 0 | 1 | 1 | 0 |
| Total | 0 | 35 | 35 | 0 |
| Percent Low/Mod | | 97.1% | 97.1% | |

Annual Accomplishments

| Years | Accomplishment Narrative | # Benefitting |
|--------------|---|----------------------|
| 2021 | Nonantum Village Place was built in 2003 with funding through HUD's 202 Supportive Housing for the Elderly program, the City of Newton, Newton Housing Authority, and additional state and private funds. The site is an architecturally detailed wood-frame building, with one-bedrooms units and an on-site Resident Manager unit. The project scope included: replacement of all three levels of roofing with additional insulation, replacement of approximately 3% of building siding and trim, painting the entire building,, replacement of existing split system air conditioning for all 35 apartments to heat pumps to provide both heating and cooling, replacement of the three common area air conditioning roof top units with higher efficiency units, and the addition of solar panels to the roof. | |



U.S. Department of Housing and Urban Development
 Office of Community Planning and Development
 Integrated Disbursement and Information System
 CDBG Activity Summary Report (GPR) for Program Year 2023
 NEWTON

Date: 08-Jul-2024
 Time: 7:39
 Page: 33

PGM Year: 2020
Project: 0001 - Housing Rehabilitation and Development
IDIS Activity: 3772 - Coleman House Preservation- 2Life Communities

Status: Open Objective: Create suitable living environments
 Location: 677 Winchester St Newton, MA 02459-3222 Outcome: Availability/accessibility
 Matrix Code: Relocation (08) National Objective: LMH

Activity to prevent, prepare for, and respond to Coronavirus: No

Initial Funding Date: 09/30/2021

Description:
 Project involves relocation costs and capital improvements to 2Life Communities Coleman Senior House Project.
 The scope includes reconfiguring the 146, 1-BR apartments to meet 2Life's adaptable design standards and accessibility requirements, a life-cycle investment to preserve building systems (masonry, roof, windows, HVAC, electrical and plumbing), redesign of the program spaces to serve as a village center for residents, and the reconfiguration of the kitchen and bathrooms.

Financing

| | Fund Type | Grant Year | Grant | Funded Amount | Drawn In Program Year | Drawn Thru Program Year |
|--------------|--------------|------------|-------------|---------------------|-----------------------|-------------------------|
| CDBG | EN | 2019 | B19MC250019 | \$69,487.77 | \$0.00 | \$69,487.77 |
| | | 2020 | B20MC250019 | \$342,410.23 | \$0.00 | \$321,815.47 |
| Total | Total | | | \$411,898.00 | \$0.00 | \$391,303.24 |

Proposed Accomplishments

Households (General) : 146

Actual Accomplishments

Number assisted:

| | Owner | | Renter | | Total | | Person | |
|--|-------|----------|--------|----------|-------|----------|--------|----------|
| | Total | Hispanic | Total | Hispanic | Total | Hispanic | Total | Hispanic |
| White: | 0 | 0 | 0 | 0 | 0 | 0 | 0 | 0 |
| Black/African American: | 0 | 0 | 0 | 0 | 0 | 0 | 0 | 0 |
| Asian: | 0 | 0 | 0 | 0 | 0 | 0 | 0 | 0 |
| American Indian/Alaskan Native: | 0 | 0 | 0 | 0 | 0 | 0 | 0 | 0 |
| Native Hawaiian/Other Pacific Islander: | 0 | 0 | 0 | 0 | 0 | 0 | 0 | 0 |
| American Indian/Alaskan Native & White: | 0 | 0 | 0 | 0 | 0 | 0 | 0 | 0 |
| Asian White: | 0 | 0 | 0 | 0 | 0 | 0 | 0 | 0 |
| Black/African American & White: | 0 | 0 | 0 | 0 | 0 | 0 | 0 | 0 |
| American Indian/Alaskan Native & Black/African American: | 0 | 0 | 0 | 0 | 0 | 0 | 0 | 0 |
| Other multi-racial: | 0 | 0 | 0 | 0 | 0 | 0 | 0 | 0 |



U.S. Department of Housing and Urban Development
 Office of Community Planning and Development
 Integrated Disbursement and Information System
 CDBG Activity Summary Report (GPR) for Program Year 2023
 NEWTON

Date: 08-Jul-2024
 Time: 7:39
 Page: 34

| | | | | | | | | |
|-------------------------|----------|----------|----------|----------|----------|----------|----------|----------|
| Asian/Pacific Islander: | 0 | 0 | 0 | 0 | 0 | 0 | 0 | 0 |
| Hispanic: | 0 | 0 | 0 | 0 | 0 | 0 | 0 | 0 |
| Total: | 0 | 0 | 0 | 0 | 0 | 0 | 0 | 0 |

Female-headed Households: 0 0 0 0

Income Category:

| | Owner | Renter | Total | Person |
|------------------|-------|--------|-------|--------|
| Extremely Low | 0 | 0 | 0 | 0 |
| Low Mod | 0 | 0 | 0 | 0 |
| Moderate | 0 | 0 | 0 | 0 |
| Non Low Moderate | 0 | 0 | 0 | 0 |
| Total | 0 | 0 | 0 | 0 |

Percent Low/Mod

Annual Accomplishments

| Years | Accomplishment Narrative | # Benefiting |
|--------------|--|---------------------|
| 2020 | Financial closing took place in August 2021 with construction beginning soon thereafter. | |



U.S. Department of Housing and Urban Development
 Office of Community Planning and Development
 Integrated Disbursement and Information System
 CDBG Activity Summary Report (GPR) for Program Year 2023
 NEWTON

Date: 08-Jul-2024
 Time: 7:39
 Page: 35

PGM Year: 2021
Project: 0002 - Housing Rehabilitation and Development
IDIS Activity: 3800 - 135 Edinboro Street
Status: Completed 2/7/2024 12:00:00 AM
Location: 135 Edinboro St Newton, MA 02460-1337
Objective: Create suitable living environments
Outcome: Availability/accessibility
Matrix Code: Rehab; Single-Unit Residential (14A) **National Objective:** LMH

Activity to prevent, prepare for, and respond to Coronavirus: Yes

Initial Funding Date: 05/02/2022

Description:
 Rehabilitation project: 135 Edinboro Street.
 Scope of work consist of windows, heating system and other code violations.

Financing

| | Fund Type | Grant Year | Grant | Funded Amount | Drawn In Program Year | Drawn Thru Program Year |
|--------------|--------------|------------|-------------|--------------------|-----------------------|-------------------------|
| CDBG | EN | 2020 | B20MC250019 | \$720.00 | \$0.00 | \$720.00 |
| | | 2021 | B21MC250019 | \$50,560.00 | \$50,560.00 | \$50,560.00 |
| Total | Total | | | \$51,280.00 | \$50,560.00 | \$51,280.00 |

Proposed Accomplishments

Housing Units : 1

Actual Accomplishments

Number assisted:

| | Owner | | Renter | | Total | | Person | |
|--|-------|----------|--------|----------|-------|----------|--------|----------|
| | Total | Hispanic | Total | Hispanic | Total | Hispanic | Total | Hispanic |
| White: | 1 | 0 | 0 | 0 | 1 | 0 | 0 | 0 |
| Black/African American: | 0 | 0 | 0 | 0 | 0 | 0 | 0 | 0 |
| Asian: | 0 | 0 | 0 | 0 | 0 | 0 | 0 | 0 |
| American Indian/Alaskan Native: | 0 | 0 | 0 | 0 | 0 | 0 | 0 | 0 |
| Native Hawaiian/Other Pacific Islander: | 0 | 0 | 0 | 0 | 0 | 0 | 0 | 0 |
| American Indian/Alaskan Native & White: | 0 | 0 | 0 | 0 | 0 | 0 | 0 | 0 |
| Asian White: | 0 | 0 | 0 | 0 | 0 | 0 | 0 | 0 |
| Black/African American & White: | 0 | 0 | 0 | 0 | 0 | 0 | 0 | 0 |
| American Indian/Alaskan Native & Black/African American: | 0 | 0 | 0 | 0 | 0 | 0 | 0 | 0 |
| Other multi-racial: | 0 | 0 | 0 | 0 | 0 | 0 | 0 | 0 |
| Asian/Pacific Islander: | 0 | 0 | 0 | 0 | 0 | 0 | 0 | 0 |



U.S. Department of Housing and Urban Development
 Office of Community Planning and Development
 Integrated Disbursement and Information System
 CDBG Activity Summary Report (GPR) for Program Year 2023
 NEWTON

Date: 08-Jul-2024
 Time: 7:39
 Page: 36

| | | | | | | | | |
|---------------------------|----------|----------|----------|----------|----------|----------|----------|----------|
| Hispanic: | 0 | 0 | 0 | 0 | 0 | 0 | 0 | 0 |
| Total: | 1 | 0 | 0 | 0 | 1 | 0 | 0 | 0 |
| Female-headed Households: | 0 | | 0 | | 0 | | | |

Income Category:

| | Owner | Renter | Total | Person |
|------------------|--------|--------|--------|--------|
| Extremely Low | 0 | 0 | 0 | 0 |
| Low Mod | 0 | 0 | 0 | 0 |
| Moderate | 1 | 0 | 1 | 0 |
| Non Low Moderate | 0 | 0 | 0 | 0 |
| Total | 1 | 0 | 1 | 0 |
| Percent Low/Mod | 100.0% | | 100.0% | |

Annual Accomplishments

| Years | Accomplishment Narrative | # Benefiting |
|--------------|--|---------------------|
| 2022 | Rehabilitation to a Homeownership unit for a moderate-income eligible applicant. Scope of work included windows, update to heating system and addressed other code violations. | |



U.S. Department of Housing and Urban Development
 Office of Community Planning and Development
 Integrated Disbursement and Information System
 CDBG Activity Summary Report (GPR) for Program Year 2023
 NEWTON

Date: 08-Jul-2024
 Time: 7:39
 Page: 37

PGM Year: 2022
Project: 0001 - Housing Rehabilitation and Development
IDIS Activity: 3804 - Housing Program Delivery
Status: Open
Location: 1000 Commonwealth Ave Newton, MA 02459-1449
Objective: Provide decent affordable housing
Outcome: Sustainability
Matrix Code: Rehabilitation Administration (14H) **National Objective:** LMH

Activity to prevent, prepare for, and respond to Coronavirus: No

Initial Funding Date: 09/30/2022

Description:
 Funds used to provide administrative services in the support of the rehabilitation and preservation of existing affordable housing for Newton LMI homeowners, non-profits and the Newton Housing Authority.
 Includes the management of the NCDA loan portfolio.

Financing

| | Fund Type | Grant Year | Grant | Funded Amount | Drawn In Program Year | Drawn Thru Program Year |
|--------------|--------------|------------|-------------|---------------------|-----------------------|-------------------------|
| CDBG | EN | 2022 | B22MC250019 | \$311,084.38 | \$83,600.61 | \$310,915.20 |
| Total | Total | | | \$311,084.38 | \$83,600.61 | \$310,915.20 |

Proposed Accomplishments

Housing Units : 33

Actual Accomplishments

Number assisted:

| | Owner | | Renter | | Total | | Person | |
|--|-------|----------|--------|----------|-------|----------|--------|----------|
| | Total | Hispanic | Total | Hispanic | Total | Hispanic | Total | Hispanic |
| White: | 0 | 0 | 0 | 0 | 0 | 0 | | 0 |
| Black/African American: | 0 | 0 | 0 | 0 | 0 | 0 | 0 | 0 |
| Asian: | 0 | 0 | 0 | 0 | 0 | 0 | 0 | 0 |
| American Indian/Alaskan Native: | 0 | 0 | 0 | 0 | 0 | 0 | 0 | 0 |
| Native Hawaiian/Other Pacific Islander: | 0 | 0 | 0 | 0 | 0 | 0 | 0 | 0 |
| American Indian/Alaskan Native & White: | 0 | 0 | 0 | 0 | 0 | 0 | 0 | 0 |
| Asian White: | 0 | 0 | 0 | 0 | 0 | 0 | 0 | 0 |
| Black/African American & White: | 0 | 0 | 0 | 0 | 0 | 0 | 0 | 0 |
| American Indian/Alaskan Native & Black/African American: | 0 | 0 | 0 | 0 | 0 | 0 | 0 | 0 |
| Other multi-racial: | 0 | 0 | 0 | 0 | 0 | 0 | 0 | 0 |
| Asian/Pacific Islander: | 0 | 0 | 0 | 0 | 0 | 0 | 0 | 0 |
| Hispanic: | 0 | 0 | 0 | 0 | 0 | 0 | 0 | 0 |

135



U.S. Department of Housing and Urban Development
 Office of Community Planning and Development
 Integrated Disbursement and Information System
 CDBG Activity Summary Report (GPR) for Program Year 2023
 NEWTON

Date: 08-Jul-2024
 Time: 7:39
 Page: 38

Total: 0 0 0 0 0 0 0 0

Female-headed Households: 0 0 0 0

Income Category:

| | Owner | Renter | Total | Person |
|------------------|--------------|---------------|--------------|---------------|
| Extremely Low | 0 | 0 | 0 | 0 |
| Low Mod | 0 | 0 | 0 | 0 |
| Moderate | 0 | 0 | 0 | 0 |
| Non Low Moderate | 0 | 0 | 0 | 0 |
| Total | 0 | 0 | 0 | 0 |
| Percent Low/Mod | | | | |

Annual Accomplishments

No data returned for this view. This might be because the applied filter excludes all data.



U.S. Department of Housing and Urban Development
 Office of Community Planning and Development
 Integrated Disbursement and Information System
 CDBG Activity Summary Report (GPR) for Program Year 2023
 NEWTON

Date: 08-Jul-2024
 Time: 7:39
 Page: 39

PGM Year: 2022
Project: 0001 - Housing Rehabilitation and Development
IDIS Activity: 3805 - Housing Development and Rehabilitation Program Fund
Status: Open
Location: 1000 Commonwealth Ave Newton, MA 02459-1449
Objective: Provide decent affordable housing
Outcome: Affordability
Matrix Code: Rehab; Multi-Unit Residential (14B) **National Objective:** LMH

Activity to prevent, prepare for, and respond to Coronavirus: No

Initial Funding Date: 09/30/2022

Description:

This activity is a placeholder funding pool for housing rehabilitation and development activities; loans and/or grants may be provided. CDBG funds may be used for rehabilitation of owner-occupied single family homes, multi-family homes, and condominium units as well as rental units or group homes owned/operated by the Newton Housing Authority and other nonprofits. CDBG may also be used for the development and sustainability of affordable housing.

Financing

| | Fund Type | Grant Year | Grant | Funded Amount | Drawn In Program Year | Drawn Thru Program Year |
|--------------|--------------|------------|-------------|---------------------|-----------------------|-------------------------|
| CDBG | EN | 2022 | B22MC250019 | \$684,927.62 | \$0.00 | \$0.00 |
| Total | Total | | | \$684,927.62 | \$0.00 | \$0.00 |

Proposed Accomplishments

Housing Units : 33

Actual Accomplishments

| Number assisted: | Owner | | Renter | | Total | | Person | |
|--|-------|----------|--------|----------|-------|----------|--------|----------|
| | Total | Hispanic | Total | Hispanic | Total | Hispanic | Total | Hispanic |
| White: | 0 | 0 | 0 | 0 | 0 | 0 | | 0 |
| Black/African American: | 0 | 0 | 0 | 0 | 0 | 0 | 0 | 0 |
| Asian: | 0 | 0 | 0 | 0 | 0 | 0 | 0 | 0 |
| American Indian/Alaskan Native: | 0 | 0 | 0 | 0 | 0 | 0 | 0 | 0 |
| Native Hawaiian/Other Pacific Islander: | 0 | 0 | 0 | 0 | 0 | 0 | 0 | 0 |
| American Indian/Alaskan Native & White: | 0 | 0 | 0 | 0 | 0 | 0 | 0 | 0 |
| Asian White: | 0 | 0 | 0 | 0 | 0 | 0 | 0 | 0 |
| Black/African American & White: | 0 | 0 | 0 | 0 | 0 | 0 | 0 | 0 |
| American Indian/Alaskan Native & Black/African American: | 0 | 0 | 0 | 0 | 0 | 0 | 0 | 0 |
| Other multi-racial: | 0 | 0 | 0 | 0 | 0 | 0 | 0 | 0 |
| Asian/Pacific Islander: | 0 | 0 | 0 | 0 | 0 | 0 | 0 | 0 |



U.S. Department of Housing and Urban Development
 Office of Community Planning and Development
 Integrated Disbursement and Information System
 CDBG Activity Summary Report (GPR) for Program Year 2023
 NEWTON

Date: 08-Jul-2024
 Time: 7:39
 Page: 40

| | | | | | | | | | |
|---------------------------|----------|----------|----------|----------|----------|----------|----------|----------|----------|
| Hispanic: | 0 | 0 | 0 | 0 | 0 | 0 | 0 | 0 | 0 |
| Total: | 0 | 0 | 0 | 0 | 0 | 0 | 0 | 0 | 0 |
| Female-headed Households: | 0 | | 0 | | 0 | | | | |

Income Category:

| | Owner | Renter | Total | Person |
|------------------|-------|--------|-------|--------|
| Extremely Low | 0 | 0 | 0 | 0 |
| Low Mod | 0 | 0 | 0 | 0 |
| Moderate | 0 | 0 | 0 | 0 |
| Non Low Moderate | 0 | 0 | 0 | 0 |
| Total | 0 | 0 | 0 | 0 |
| Percent Low/Mod | | | | |

Annual Accomplishments

No data returned for this view. This might be because the applied filter excludes all data.



U.S. Department of Housing and Urban Development
 Office of Community Planning and Development
 Integrated Disbursement and Information System
 CDBG Activity Summary Report (GPR) for Program Year 2023
 NEWTON

Date: 08-Jul-2024
 Time: 7:39
 Page: 41

PGM Year: 2022
Project: 0001 - Housing Rehabilitation and Development
IDIS Activity: 3808 - Housing Program Income Fund
Status: Open
Location: 1000 Commonwealth Ave Newton, MA 02459-1449
Objective: Provide decent affordable housing
Outcome: Sustainability
Matrix Code: Rehab; Single-Unit Residential (14A) **National Objective:** LMH

Activity to prevent, prepare for, and respond to Coronavirus: No

Initial Funding Date: 10/06/2022

Description:

Placeholder activity to hold repayments from prior housing rehabilitation loans.
 Loan repayments will be reused to fund new housing rehabilitation projects of income-eligible homeowners or non-profit affordable housing.
 New activity may be in the form of loans andor grants.
 (Program Income received as PI.)

Financing

| | Fund Type | Grant Year | Grant | Funded Amount | Drawn In Program Year | Drawn Thru Program Year |
|--------------|--------------|------------|-------|---------------------|-----------------------|-------------------------|
| CDBG | PI | | | \$183,065.75 | \$0.00 | \$0.00 |
| Total | Total | | | \$183,065.75 | \$0.00 | \$0.00 |

Proposed Accomplishments

Housing Units : 3

Actual Accomplishments

Number assisted:

| | Owner | | Renter | | Total | | Person | |
|--|-------|----------|--------|----------|-------|----------|--------|----------|
| | Total | Hispanic | Total | Hispanic | Total | Hispanic | Total | Hispanic |
| White: | 0 | 0 | 0 | 0 | 0 | 0 | 0 | 0 |
| Black/African American: | 0 | 0 | 0 | 0 | 0 | 0 | 0 | 0 |
| Asian: | 0 | 0 | 0 | 0 | 0 | 0 | 0 | 0 |
| American Indian/Alaskan Native: | 0 | 0 | 0 | 0 | 0 | 0 | 0 | 0 |
| Native Hawaiian/Other Pacific Islander: | 0 | 0 | 0 | 0 | 0 | 0 | 0 | 0 |
| American Indian/Alaskan Native & White: | 0 | 0 | 0 | 0 | 0 | 0 | 0 | 0 |
| Asian White: | 0 | 0 | 0 | 0 | 0 | 0 | 0 | 0 |
| Black/African American & White: | 0 | 0 | 0 | 0 | 0 | 0 | 0 | 0 |
| American Indian/Alaskan Native & Black/African American: | 0 | 0 | 0 | 0 | 0 | 0 | 0 | 0 |
| Other multi-racial: | 0 | 0 | 0 | 0 | 0 | 0 | 0 | 0 |
| Asian/Pacific Islander: | 0 | 0 | 0 | 0 | 0 | 0 | 0 | 0 |



U.S. Department of Housing and Urban Development
 Office of Community Planning and Development
 Integrated Disbursement and Information System
 CDBG Activity Summary Report (GPR) for Program Year 2023
 NEWTON

Date: 08-Jul-2024
 Time: 7:39
 Page: 42

| | | | | | | | | | |
|---------------------------|----------|----------|----------|----------|----------|----------|----------|----------|----------|
| Hispanic: | 0 | 0 | 0 | 0 | 0 | 0 | 0 | 0 | 0 |
| Total: | 0 | 0 | 0 | 0 | 0 | 0 | 0 | 0 | 0 |
| Female-headed Households: | 0 | | 0 | | 0 | | | | |

Income Category:

| | Owner | Renter | Total | Person |
|------------------|-------|--------|-------|--------|
| Extremely Low | 0 | 0 | 0 | 0 |
| Low Mod | 0 | 0 | 0 | 0 |
| Moderate | 0 | 0 | 0 | 0 |
| Non Low Moderate | 0 | 0 | 0 | 0 |
| Total | 0 | 0 | 0 | 0 |
| Percent Low/Mod | | | | |

Annual Accomplishments

No data returned for this view. This might be because the applied filter excludes all data.



U.S. Department of Housing and Urban Development
 Office of Community Planning and Development
 Integrated Disbursement and Information System
 CDBG Activity Summary Report (GPR) for Program Year 2023
 NEWTON

Date: 08-Jul-2024
 Time: 7:39
 Page: 43

PGM Year: 2022
Project: 0002 - Public Services
IDIS Activity: 3822 - Human Services Program Income Reserve
Status: Open
Location: 1000 Commonwealth Ave Newton, MA 02459-1449
Objective: Create suitable living environments
Outcome: Sustainability
Matrix Code: Other Public Services Not Listed in 05A-05Y, 03T (05Z)
National Objective: LMC

Activity to prevent, prepare for, and respond to Coronavirus: No

Initial Funding Date: 10/07/2022

Description:

15% of Housing Rehabilitation Loan Repayments collected in FY21 are reserved as Program Income (PI) to fund FY23 public service projects. Placeholder activity.

Financing

| | Fund Type | Grant Year | Grant | Funded Amount | Drawn In Program Year | Drawn Thru Program Year |
|--------------|--------------|------------|-------|--------------------|-----------------------|-------------------------|
| CDBG | PI | | | \$12,974.64 | \$0.00 | \$0.00 |
| Total | Total | | | \$12,974.64 | \$0.00 | \$0.00 |

Proposed Accomplishments

People (General) : 100

Actual Accomplishments

Number assisted:

| | Owner | | Renter | | Total | | Person | |
|--|-------|----------|--------|----------|-------|----------|--------|----------|
| | Total | Hispanic | Total | Hispanic | Total | Hispanic | Total | Hispanic |
| White: | 0 | 0 | 0 | 0 | 0 | 0 | | 0 |
| Black/African American: | 0 | 0 | 0 | 0 | 0 | 0 | 0 | 0 |
| Asian: | 0 | 0 | 0 | 0 | 0 | 0 | 0 | 0 |
| American Indian/Alaskan Native: | 0 | 0 | 0 | 0 | 0 | 0 | 0 | 0 |
| Native Hawaiian/Other Pacific Islander: | 0 | 0 | 0 | 0 | 0 | 0 | 0 | 0 |
| American Indian/Alaskan Native & White: | 0 | 0 | 0 | 0 | 0 | 0 | 0 | 0 |
| Asian White: | 0 | 0 | 0 | 0 | 0 | 0 | 0 | 0 |
| Black/African American & White: | 0 | 0 | 0 | 0 | 0 | 0 | 0 | 0 |
| American Indian/Alaskan Native & Black/African American: | 0 | 0 | 0 | 0 | 0 | 0 | 0 | 0 |
| Other multi-racial: | 0 | 0 | 0 | 0 | 0 | 0 | 0 | 0 |
| Asian/Pacific Islander: | 0 | 0 | 0 | 0 | 0 | 0 | 0 | 0 |
| Hispanic: | 0 | 0 | 0 | 0 | 0 | 0 | 0 | 0 |



U.S. Department of Housing and Urban Development
 Office of Community Planning and Development
 Integrated Disbursement and Information System
 CDBG Activity Summary Report (GPR) for Program Year 2023
 NEWTON

Date: 08-Jul-2024
 Time: 7:39
 Page: 44

Total: 0 0 0 0 0 0 0 0

Female-headed Households: 0 0 0 0

Income Category:

| | Owner | Renter | Total | Person |
|------------------|-------|--------|-------|--------|
| Extremely Low | 0 | 0 | 0 | 0 |
| Low Mod | 0 | 0 | 0 | 0 |
| Moderate | 0 | 0 | 0 | 0 |
| Non Low Moderate | 0 | 0 | 0 | 0 |
| Total | 0 | 0 | 0 | 0 |
| Percent Low/Mod | | | | |

Annual Accomplishments

No data returned for this view. This might be because the applied filter excludes all data.



U.S. Department of Housing and Urban Development
 Office of Community Planning and Development
 Integrated Disbursement and Information System
 CDBG Activity Summary Report (GPR) for Program Year 2023
 NEWTON

Date: 08-Jul-2024
 Time: 7:39
 Page: 45

PGM Year: 2022
Project: 0004 - CDBG Program Management
IDIS Activity: 3823 - Program Administration
 Status: Open
 Location: ,
 Objective:
 Outcome:
 Matrix Code: General Program Administration (21A) National Objective:

Activity to prevent, prepare for, and respond to Coronavirus: No

Initial Funding Date: 10/03/2022

Description:

Funds for the overall management of Newton's CDBG program.
 Also includes 20% of the current year's program income.

Financing

| | Fund Type | Grant Year | Grant | Funded Amount | Drawn In Program Year | Drawn Thru Program Year |
|--------------|--------------|------------|-------------|---------------------|-----------------------|-------------------------|
| CDBG | EN | 2022 | B22MC250019 | \$373,079.00 | \$67,997.45 | \$346,264.27 |
| | PI | | | \$57,375.52 | \$0.00 | \$57,375.52 |
| Total | Total | | | \$430,454.52 | \$67,997.45 | \$403,639.79 |

Proposed Accomplishments

Actual Accomplishments

Number assisted:

| | Owner | | Renter | | Total | | Person | |
|--|-------|----------|--------|----------|-------|----------|--------|----------|
| | Total | Hispanic | Total | Hispanic | Total | Hispanic | Total | Hispanic |
| White: | | | | | 0 | 0 | | |
| Black/African American: | | | | | 0 | 0 | | |
| Asian: | | | | | 0 | 0 | | |
| American Indian/Alaskan Native: | | | | | 0 | 0 | | |
| Native Hawaiian/Other Pacific Islander: | | | | | 0 | 0 | | |
| American Indian/Alaskan Native & White: | | | | | 0 | 0 | | |
| Asian White: | | | | | 0 | 0 | | |
| Black/African American & White: | | | | | 0 | 0 | | |
| American Indian/Alaskan Native & Black/African American: | | | | | 0 | 0 | | |
| Other multi-racial: | | | | | 0 | 0 | | |
| Asian/Pacific Islander: | | | | | 0 | 0 | | |
| Hispanic: | | | | | 0 | 0 | | |



U.S. Department of Housing and Urban Development
 Office of Community Planning and Development
 Integrated Disbursement and Information System
 CDBG Activity Summary Report (GPR) for Program Year 2023
 NEWTON

Date: 08-Jul-2024
 Time: 7:39
 Page: 46

Total: 0 0 0 0 0 0 0 0

Female-headed Households: 0

Income Category:

| | Owner | Renter | Total | Person |
|------------------|-------|--------|-------|--------|
| Extremely Low | | | 0 | |
| Low Mod | | | 0 | |
| Moderate | | | 0 | |
| Non Low Moderate | | | 0 | |
| Total | 0 | 0 | 0 | 0 |
| Percent Low/Mod | | | | |

Annual Accomplishments

No data returned for this view. This might be because the applied filter excludes all data.



U.S. Department of Housing and Urban Development
 Office of Community Planning and Development
 Integrated Disbursement and Information System
 CDBG Activity Summary Report (GPR) for Program Year 2023
 NEWTON

Date: 08-Jul-2024
 Time: 7:39
 Page: 47

PGM Year: 2022
Project: 0004 - CDBG Program Management
IDIS Activity: 3824 - Citizen Participation
 Status: Open Objective:
 Location: , Outcome:
 Matrix Code: Public Information (21C) National Objective:

Activity to prevent, prepare for, and respond to Coronavirus: No

Initial Funding Date: 10/03/2022

Description:
 Funds for activities to enhance citizen participation

Financing

| | Fund Type | Grant Year | Grant | Funded Amount | Drawn In Program Year | Drawn Thru Program Year |
|--------------|--------------|------------|-------------|-------------------|-----------------------|-------------------------|
| CDBG | EN | 2022 | B22MC250019 | \$1,000.00 | \$74.91 | \$1,000.00 |
| Total | Total | | | \$1,000.00 | \$74.91 | \$1,000.00 |

Proposed Accomplishments

Actual Accomplishments

Number assisted:

| | Owner | | Renter | | Total | | Person | |
|--|----------|----------|----------|----------|----------|----------|----------|----------|
| | Total | Hispanic | Total | Hispanic | Total | Hispanic | Total | Hispanic |
| White: | | | | | 0 | 0 | | |
| Black/African American: | | | | | 0 | 0 | | |
| Asian: | | | | | 0 | 0 | | |
| American Indian/Alaskan Native: | | | | | 0 | 0 | | |
| Native Hawaiian/Other Pacific Islander: | | | | | 0 | 0 | | |
| American Indian/Alaskan Native & White: | | | | | 0 | 0 | | |
| Asian White: | | | | | 0 | 0 | | |
| Black/African American & White: | | | | | 0 | 0 | | |
| American Indian/Alaskan Native & Black/African American: | | | | | 0 | 0 | | |
| Other multi-racial: | | | | | 0 | 0 | | |
| Asian/Pacific Islander: | | | | | 0 | 0 | | |
| Hispanic: | | | | | 0 | 0 | | |
| Total: | 0 | 0 | 0 | 0 | 0 | 0 | 0 | 0 |

Female-headed Households:

145

0



U.S. Department of Housing and Urban Development
Office of Community Planning and Development
Integrated Disbursement and Information System
CDBG Activity Summary Report (GPR) for Program Year 2023
NEWTON

Date: 08-Jul-2024
Time: 7:39
Page: 48

Income Category:

| | Owner | Renter | Total | Person |
|------------------|--------------|---------------|--------------|---------------|
| Extremely Low | | | 0 | |
| Low Mod | | | 0 | |
| Moderate | | | 0 | |
| Non Low Moderate | | | 0 | |
| Total | 0 | 0 | 0 | 0 |
| Percent Low/Mod | | | | |

Annual Accomplishments

No data returned for this view. This might be because the applied filter excludes all data.



U.S. Department of Housing and Urban Development
 Office of Community Planning and Development
 Integrated Disbursement and Information System
 CDBG Activity Summary Report (GPR) for Program Year 2023
 NEWTON

Date: 08-Jul-2024
 Time: 7:39
 Page: 49

PGM Year: 2022
Project: 0003 - Accessibility Improvements
IDIS Activity: 3826 - Langley-Warren-Chase Accessible Crossings
Status: Open
Location: 95 Langley Rd Intersection of Langley-Warren-Chase
 Newton, MA 02459-2062
Objective: Create suitable living environments
Outcome: Availability/accessibility
Matrix Code: Street Improvements (03K) **National Objective:** LMC

Activity to prevent, prepare for, and respond to Coronavirus: No

Initial Funding Date: 10/26/2022

Description:

The creation of two accessible crossings at the three-way intersection of Langley Road, Warren Street and Chase Street

Financing

| | Fund Type | Grant Year | Grant | Funded Amount | Drawn In Program Year | Drawn Thru Program Year |
|--------------|--------------|------------|-------------|---------------------|-----------------------|-------------------------|
| CDBG | EN | 2020 | B20MC250019 | \$9,500.00 | \$9,500.00 | \$9,500.00 |
| | | 2022 | B22MC250019 | \$90,500.00 | \$90,500.00 | \$90,500.00 |
| Total | Total | | | \$100,000.00 | \$100,000.00 | \$100,000.00 |

Proposed Accomplishments

People (General) : 307

Actual Accomplishments

Number assisted:

| | Owner | | Renter | | Total | | Person | |
|--|-------|----------|--------|----------|-------|----------|--------|----------|
| | Total | Hispanic | Total | Hispanic | Total | Hispanic | Total | Hispanic |
| White: | 0 | 0 | 0 | 0 | 0 | 0 | | 0 |
| Black/African American: | 0 | 0 | 0 | 0 | 0 | 0 | 0 | 0 |
| Asian: | 0 | 0 | 0 | 0 | 0 | 0 | 0 | 0 |
| American Indian/Alaskan Native: | 0 | 0 | 0 | 0 | 0 | 0 | 0 | 0 |
| Native Hawaiian/Other Pacific Islander: | 0 | 0 | 0 | 0 | 0 | 0 | 0 | 0 |
| American Indian/Alaskan Native & White: | 0 | 0 | 0 | 0 | 0 | 0 | 0 | 0 |
| Asian White: | 0 | 0 | 0 | 0 | 0 | 0 | 0 | 0 |
| Black/African American & White: | 0 | 0 | 0 | 0 | 0 | 0 | 0 | 0 |
| American Indian/Alaskan Native & Black/African American: | 0 | 0 | 0 | 0 | 0 | 0 | 0 | 0 |
| Other multi-racial: | 0 | 0 | 0 | 0 | 0 | 0 | 0 | 0 |
| Asian/Pacific Islander: | 0 | 0 | 0 | 0 | 0 | 0 | 0 | 0 |
| Hispanic: | 0 | 0 | 0 | 0 | 0 | 0 | 0 | 0 |



U.S. Department of Housing and Urban Development
 Office of Community Planning and Development
 Integrated Disbursement and Information System
 CDBG Activity Summary Report (GPR) for Program Year 2023
 NEWTON

Date: 08-Jul-2024
 Time: 7:39
 Page: 50

Total: 0 0 0 0 0 0 0 0

Female-headed Households: 0 0 0 0

Income Category:

| | Owner | Renter | Total | Person |
|------------------|--------------|---------------|--------------|---------------|
| Extremely Low | 0 | 0 | 0 | 0 |
| Low Mod | 0 | 0 | 0 | 0 |
| Moderate | 0 | 0 | 0 | 0 |
| Non Low Moderate | 0 | 0 | 0 | 0 |
| Total | 0 | 0 | 0 | 0 |
| Percent Low/Mod | | | | |

Annual Accomplishments

No data returned for this view. This might be because the applied filter excludes all data.



U.S. Department of Housing and Urban Development
 Office of Community Planning and Development
 Integrated Disbursement and Information System
 CDBG Activity Summary Report (GPR) for Program Year 2023
 NEWTON

Date: 08-Jul-2024
 Time: 7:39
 Page: 51

PGM Year: 2021
Project: 0002 - Housing Rehabilitation and Development
IDIS Activity: 3835 - 390 Newtonville Avenue
Status: Open
Location: 390 Newtonville Ave Newton, MA 02460-1941
Objective: Create suitable living environments
Outcome: Availability/accessibility
Matrix Code: Rehab; Single-Unit Residential (14A) **National Objective:** LMH

Activity to prevent, prepare for, and respond to Coronavirus: No

Initial Funding Date: 11/01/2022

Description:

Rehabilitation project: 390 Newtonville Avenue.
 Scope of work consist of correcting failing doors windows replacement and flooring.

Financing

| | Fund Type | Grant Year | Grant | Funded Amount | Drawn In Program Year | Drawn Thru Program Year |
|--------------|--------------|------------|-------------|--------------------|-----------------------|-------------------------|
| CDBG | EN | 2020 | B20MC250019 | \$75,767.21 | \$0.00 | \$0.00 |
| | | 2021 | B21MC250019 | \$22,732.79 | \$0.00 | \$0.00 |
| Total | Total | | | \$98,500.00 | \$0.00 | \$0.00 |

Proposed Accomplishments

Housing Units : 1

Actual Accomplishments

Number assisted:

| | Owner | | Renter | | Total | | Person | |
|--|-------|----------|--------|----------|-------|----------|--------|----------|
| | Total | Hispanic | Total | Hispanic | Total | Hispanic | Total | Hispanic |
| White: | 0 | 0 | 0 | 0 | 0 | 0 | | 0 |
| Black/African American: | 0 | 0 | 0 | 0 | 0 | 0 | 0 | 0 |
| Asian: | 0 | 0 | 0 | 0 | 0 | 0 | 0 | 0 |
| American Indian/Alaskan Native: | 0 | 0 | 0 | 0 | 0 | 0 | 0 | 0 |
| Native Hawaiian/Other Pacific Islander: | 0 | 0 | 0 | 0 | 0 | 0 | 0 | 0 |
| American Indian/Alaskan Native & White: | 0 | 0 | 0 | 0 | 0 | 0 | 0 | 0 |
| Asian White: | 0 | 0 | 0 | 0 | 0 | 0 | 0 | 0 |
| Black/African American & White: | 0 | 0 | 0 | 0 | 0 | 0 | 0 | 0 |
| American Indian/Alaskan Native & Black/African American: | 0 | 0 | 0 | 0 | 0 | 0 | 0 | 0 |
| Other multi-racial: | 0 | 0 | 0 | 0 | 0 | 0 | 0 | 0 |
| Asian/Pacific Islander: | 0 | 0 | 0 | 0 | 0 | 0 | 0 | 0 |



U.S. Department of Housing and Urban Development
 Office of Community Planning and Development
 Integrated Disbursement and Information System
 CDBG Activity Summary Report (GPR) for Program Year 2023
 NEWTON

Date: 08-Jul-2024
 Time: 7:39
 Page: 52

| | | | | | | | | | |
|---------------|----------|----------|----------|----------|----------|----------|----------|----------|----------|
| Hispanic: | 0 | 0 | 0 | 0 | 0 | 0 | 0 | 0 | 0 |
| Total: | 0 | 0 | 0 | 0 | 0 | 0 | 0 | 0 | 0 |

Female-headed Households: 0 0 0 0

Income Category:

| | Owner | Renter | Total | Person |
|------------------|-------|--------|-------|--------|
| Extremely Low | 0 | 0 | 0 | 0 |
| Low Mod | 0 | 0 | 0 | 0 |
| Moderate | 0 | 0 | 0 | 0 |
| Non Low Moderate | 0 | 0 | 0 | 0 |
| Total | 0 | 0 | 0 | 0 |

Percent Low/Mod

Annual Accomplishments

No data returned for this view. This might be because the applied filter excludes all data.



U.S. Department of Housing and Urban Development
 Office of Community Planning and Development
 Integrated Disbursement and Information System
 CDBG Activity Summary Report (GPR) for Program Year 2023
 NEWTON

Date: 08-Jul-2024
 Time: 7:39
 Page: 53

PGM Year: 2019
Project: 0001 - Housing Rehabilitation and Development Program Fund (CDBG)
IDIS Activity: 3840 - CAN-DO Rehab (2148-2150 Commonwealth Avenue)
Status: Open **Objective:** Create suitable living environments
Location: 2148 Commonwealth Ave Newton, MA 02466-1903 **Outcome:** Availability/accessibility
Matrix Code: Rehab; Single-Unit Residential (14A) **National Objective:** LMH

Activity to prevent, prepare for, and respond to Coronavirus: No

Initial Funding Date: 11/30/2022

Description:

Rehabilitation project: CAN-DO Rehab (2148-2150 Commonwealth Ave).
 Scope of work consist of replacement of windows and improvement to windows and rebuilding the unit's porch, in this NHA project.
 Acquisition and Rehab for 13 projects.

Financing

| | Fund Type | Grant Year | Grant | Funded Amount | Drawn In Program Year | Drawn Thru Program Year |
|--------------|--------------|------------|-------------|--------------------|-----------------------|-------------------------|
| CDBG | EN | 2018 | B18MC250019 | \$44,946.18 | \$0.00 | \$44,946.18 |
| | | 2019 | B19MC250019 | \$20,153.82 | \$0.00 | \$18,253.82 |
| Total | Total | | | \$65,100.00 | \$0.00 | \$63,200.00 |

Proposed Accomplishments

Housing Units : 1

Actual Accomplishments

Number assisted:

| | Owner | | Renter | | Total | | Person | |
|--|-------|----------|--------|----------|-------|----------|--------|----------|
| | Total | Hispanic | Total | Hispanic | Total | Hispanic | Total | Hispanic |
| White: | 0 | 0 | 0 | 0 | 0 | 0 | 0 | 0 |
| Black/African American: | 0 | 0 | 0 | 0 | 0 | 0 | 0 | 0 |
| Asian: | 0 | 0 | 0 | 0 | 0 | 0 | 0 | 0 |
| American Indian/Alaskan Native: | 0 | 0 | 0 | 0 | 0 | 0 | 0 | 0 |
| Native Hawaiian/Other Pacific Islander: | 0 | 0 | 0 | 0 | 0 | 0 | 0 | 0 |
| American Indian/Alaskan Native & White: | 0 | 0 | 0 | 0 | 0 | 0 | 0 | 0 |
| Asian White: | 0 | 0 | 0 | 0 | 0 | 0 | 0 | 0 |
| Black/African American & White: | 0 | 0 | 0 | 0 | 0 | 0 | 0 | 0 |
| American Indian/Alaskan Native & Black/African American: | 0 | 0 | 0 | 0 | 0 | 0 | 0 | 0 |
| Other multi-racial: | 0 | 0 | 0 | 0 | 0 | 0 | 0 | 0 |
| Asian/Pacific Islander: | 0 | 0 | 0 | 0 | 0 | 0 | 0 | 0 |



U.S. Department of Housing and Urban Development
 Office of Community Planning and Development
 Integrated Disbursement and Information System
 CDBG Activity Summary Report (GPR) for Program Year 2023
 NEWTON

Date: 08-Jul-2024
 Time: 7:39
 Page: 54

| | | | | | | | | | |
|---------------------------|----------|----------|----------|----------|----------|----------|----------|----------|----------|
| Hispanic: | 0 | 0 | 0 | 0 | 0 | 0 | 0 | 0 | 0 |
| Total: | 0 | 0 | 0 | 0 | 0 | 0 | 0 | 0 | 0 |
| Female-headed Households: | 0 | | 0 | | 0 | | | | |

Income Category:

| | Owner | Renter | Total | Person |
|------------------|-------|--------|-------|--------|
| Extremely Low | 0 | 0 | 0 | 0 |
| Low Mod | 0 | 0 | 0 | 0 |
| Moderate | 0 | 0 | 0 | 0 |
| Non Low Moderate | 0 | 0 | 0 | 0 |
| Total | 0 | 0 | 0 | 0 |
| Percent Low/Mod | | | | |

Annual Accomplishments

No data returned for this view. This might be because the applied filter excludes all data.



U.S. Department of Housing and Urban Development
 Office of Community Planning and Development
 Integrated Disbursement and Information System
 CDBG Activity Summary Report (GPR) for Program Year 2023
 NEWTON

Date: 08-Jul-2024
 Time: 7:39
 Page: 55

PGM Year: 2020
Project: 0001 - Housing Rehabilitation and Development
IDIS Activity: 3841 - CAN-DO Rehab (163 Jackson Road)
Status: Open
Location: 163 Jackson Rd Newton, MA 02458-1406
Objective: Provide decent affordable housing
Outcome: Affordability
Matrix Code: Rehab; Single-Unit Residential (14A) **National Objective:** LMH

Activity to prevent, prepare for, and respond to Coronavirus: No

Initial Funding Date: 11/30/2022

Description:

Rehabilitation project: CAN-DO Rehab (136 Jackson Road).
 Scope of work consist of deleading, replacement of boilers, storm doors, flooring, siding, kitchen counters, roof, electrical work and rebuilding the unit porch, in this NHA project.
 Acquisition and Rehab for 13 projects.

Financing

| | Fund Type | Grant Year | Grant | Funded Amount | Drawn In Program Year | Drawn Thru Program Year |
|--------------|--------------|------------|-------------|---------------------|-----------------------|-------------------------|
| CDBG | EN | 2019 | B19MC250019 | \$187,330.00 | \$153,180.00 | \$187,330.00 |
| | PI | | | \$12,820.00 | \$12,820.00 | \$12,820.00 |
| Total | Total | | | \$200,150.00 | \$166,000.00 | \$200,150.00 |

Proposed Accomplishments

Actual Accomplishments

Number assisted:

| | Owner | | Renter | | Total | | Person | |
|--|-------|----------|--------|----------|-------|----------|--------|----------|
| | Total | Hispanic | Total | Hispanic | Total | Hispanic | Total | Hispanic |
| White: | 0 | 0 | 0 | 0 | 0 | 0 | 0 | 0 |
| Black/African American: | 0 | 0 | 0 | 0 | 0 | 0 | 0 | 0 |
| Asian: | 0 | 0 | 0 | 0 | 0 | 0 | 0 | 0 |
| American Indian/Alaskan Native: | 0 | 0 | 0 | 0 | 0 | 0 | 0 | 0 |
| Native Hawaiian/Other Pacific Islander: | 0 | 0 | 0 | 0 | 0 | 0 | 0 | 0 |
| American Indian/Alaskan Native & White: | 0 | 0 | 0 | 0 | 0 | 0 | 0 | 0 |
| Asian White: | 0 | 0 | 0 | 0 | 0 | 0 | 0 | 0 |
| Black/African American & White: | 0 | 0 | 0 | 0 | 0 | 0 | 0 | 0 |
| American Indian/Alaskan Native & Black/African American: | 0 | 0 | 0 | 0 | 0 | 0 | 0 | 0 |
| Other multi-racial: | 0 | 0 | 0 | 0 | 0 | 0 | 0 | 0 |
| Asian/Pacific Islander: | 0 | 0 | 0 | 0 | 0 | 0 | 0 | 0 |



U.S. Department of Housing and Urban Development
 Office of Community Planning and Development
 Integrated Disbursement and Information System
 CDBG Activity Summary Report (GPR) for Program Year 2023
 NEWTON

Date: 08-Jul-2024
 Time: 7:39
 Page: 56

| | | | | | | | | |
|---------------|----------|----------|----------|----------|----------|----------|----------|----------|
| Hispanic: | 0 | 0 | 0 | 0 | 0 | 0 | 0 | 0 |
| Total: | 0 | 0 | 0 | 0 | 0 | 0 | 0 | 0 |

Female-headed Households: 0 0 0 0

Income Category:

| | Owner | Renter | Total | Person |
|------------------|-------|--------|-------|--------|
| Extremely Low | 0 | 0 | 0 | 0 |
| Low Mod | 0 | 0 | 0 | 0 |
| Moderate | 0 | 0 | 0 | 0 |
| Non Low Moderate | 0 | 0 | 0 | 0 |
| Total | 0 | 0 | 0 | 0 |

Percent Low/Mod

Annual Accomplishments

No data returned for this view. This might be because the applied filter excludes all data.



U.S. Department of Housing and Urban Development
 Office of Community Planning and Development
 Integrated Disbursement and Information System
 CDBG Activity Summary Report (GPR) for Program Year 2023
 NEWTON

Date: 08-Jul-2024
 Time: 7:39
 Page: 57

PGM Year: 2022
Project: 0001 - Housing Rehabilitation and Development
IDIS Activity: 3844 - 39 School Street
Status: Open
Location: 39 School St Newton, MA 02458-1500
Objective: Provide decent affordable housing
Outcome: Affordability
Matrix Code: Rehab; Single-Unit Residential (14A) **National Objective:** LMH

Activity to prevent, prepare for, and respond to Coronavirus: No

Initial Funding Date: 12/13/2022

Description:

Rehabilitation project: 39 School Street.
 Scope of work, heating system and other code violations.

Financing

| | Fund Type | Grant Year | Grant | Funded Amount | Drawn In Program Year | Drawn Thru Program Year |
|--------------|--------------|------------|-------------|---------------------|-----------------------|-------------------------|
| CDBG | EN | 2021 | B21MC250019 | \$136,640.00 | \$111,170.00 | \$131,170.00 |
| | PI | | | \$825.00 | \$0.00 | \$825.00 |
| Total | Total | | | \$137,465.00 | \$111,170.00 | \$131,995.00 |

Proposed Accomplishments

Housing Units : 1

Actual Accomplishments

Number assisted:

| | Owner | | Renter | | Total | | Person | |
|--|-------|----------|--------|----------|-------|----------|--------|----------|
| | Total | Hispanic | Total | Hispanic | Total | Hispanic | Total | Hispanic |
| White: | 0 | 0 | 0 | 0 | 0 | 0 | | 0 |
| Black/African American: | 0 | 0 | 0 | 0 | 0 | 0 | 0 | 0 |
| Asian: | 0 | 0 | 0 | 0 | 0 | 0 | 0 | 0 |
| American Indian/Alaskan Native: | 0 | 0 | 0 | 0 | 0 | 0 | 0 | 0 |
| Native Hawaiian/Other Pacific Islander: | 0 | 0 | 0 | 0 | 0 | 0 | 0 | 0 |
| American Indian/Alaskan Native & White: | 0 | 0 | 0 | 0 | 0 | 0 | 0 | 0 |
| Asian White: | 0 | 0 | 0 | 0 | 0 | 0 | 0 | 0 |
| Black/African American & White: | 0 | 0 | 0 | 0 | 0 | 0 | 0 | 0 |
| American Indian/Alaskan Native & Black/African American: | 0 | 0 | 0 | 0 | 0 | 0 | 0 | 0 |
| Other multi-racial: | 0 | 0 | 0 | 0 | 0 | 0 | 0 | 0 |
| Asian/Pacific Islander: | 0 | 0 | 0 | 0 | 0 | 0 | 0 | 0 |



U.S. Department of Housing and Urban Development
 Office of Community Planning and Development
 Integrated Disbursement and Information System
 CDBG Activity Summary Report (GPR) for Program Year 2023
 NEWTON

Date: 08-Jul-2024
 Time: 7:39
 Page: 58

| | | | | | | | | | |
|---------------------------|----------|----------|----------|----------|----------|----------|----------|----------|----------|
| Hispanic: | 0 | 0 | 0 | 0 | 0 | 0 | 0 | 0 | 0 |
| Total: | 0 | 0 | 0 | 0 | 0 | 0 | 0 | 0 | 0 |
| Female-headed Households: | 0 | | 0 | | 0 | | | | |

Income Category:

| | Owner | Renter | Total | Person |
|------------------|-------|--------|-------|--------|
| Extremely Low | 0 | 0 | 0 | 0 |
| Low Mod | 0 | 0 | 0 | 0 |
| Moderate | 0 | 0 | 0 | 0 |
| Non Low Moderate | 0 | 0 | 0 | 0 |
| Total | 0 | 0 | 0 | 0 |
| Percent Low/Mod | | | | |

Annual Accomplishments

No data returned for this view. This might be because the applied filter excludes all data.



U.S. Department of Housing and Urban Development
 Office of Community Planning and Development
 Integrated Disbursement and Information System
 CDBG Activity Summary Report (GPR) for Program Year 2023
 NEWTON

Date: 08-Jul-2024
 Time: 7:39
 Page: 59

PGM Year: 2022
Project: 0001 - Housing Rehabilitation and Development
IDIS Activity: 3848 - 45 Pelham Street
Status: Open
Location: 45 Pelham St Pelham Street Newton, MA 02459-1808
Objective: Create suitable living environments
Outcome: Sustainability
Matrix Code: Rehab; Single-Unit Residential (14A) **National Objective:** LMH

Activity to prevent, prepare for, and respond to Coronavirus: No

Initial Funding Date: 03/10/2023

Description:
 Rehabilitation project: 45 Pelham Street.
 Scope of work, repairs to the roof and flashing to address an active leak and repairs to the front steps, but we believe there are significant building envelope and structural needs.

| | Fund Type | Grant Year | Grant | Funded Amount | Drawn In Program Year | Drawn Thru Program Year |
|--------------|--------------|------------|-------------|---------------------|-----------------------|-------------------------|
| CDBG | EN | 2020 | B20MC250019 | \$10,470.95 | \$0.00 | \$0.00 |
| | | 2021 | B21MC250019 | \$87,529.05 | \$0.00 | \$0.00 |
| | PI | | | \$2,000.00 | \$0.00 | \$0.00 |
| Total | Total | | | \$100,000.00 | \$0.00 | \$0.00 |

Proposed Accomplishments

Housing Units : 1

Actual Accomplishments

Number assisted:

| | Owner | | Renter | | Total | | Person | |
|--|-------|----------|--------|----------|-------|----------|--------|----------|
| | Total | Hispanic | Total | Hispanic | Total | Hispanic | Total | Hispanic |
| White: | 0 | 0 | 0 | 0 | 0 | 0 | 0 | 0 |
| Black/African American: | 0 | 0 | 0 | 0 | 0 | 0 | 0 | 0 |
| Asian: | 0 | 0 | 0 | 0 | 0 | 0 | 0 | 0 |
| American Indian/Alaskan Native: | 0 | 0 | 0 | 0 | 0 | 0 | 0 | 0 |
| Native Hawaiian/Other Pacific Islander: | 0 | 0 | 0 | 0 | 0 | 0 | 0 | 0 |
| American Indian/Alaskan Native & White: | 0 | 0 | 0 | 0 | 0 | 0 | 0 | 0 |
| Asian White: | 0 | 0 | 0 | 0 | 0 | 0 | 0 | 0 |
| Black/African American & White: | 0 | 0 | 0 | 0 | 0 | 0 | 0 | 0 |
| American Indian/Alaskan Native & Black/African American: | 0 | 0 | 0 | 0 | 0 | 0 | 0 | 0 |
| Other multi-racial: | 0 | 0 | 0 | 0 | 0 | 0 | 0 | 0 |
| Asian/Pacific Islander: | 0 | 0 | 0 | 0 | 0 | 0 | 0 | 0 |

157



U.S. Department of Housing and Urban Development
 Office of Community Planning and Development
 Integrated Disbursement and Information System
 CDBG Activity Summary Report (GPR) for Program Year 2023
 NEWTON

Date: 08-Jul-2024
 Time: 7:39
 Page: 60

| | | | | | | | | | |
|---------------------------|----------|----------|----------|----------|----------|----------|----------|----------|----------|
| Hispanic: | 0 | 0 | 0 | 0 | 0 | 0 | 0 | 0 | 0 |
| Total: | 0 | 0 | 0 | 0 | 0 | 0 | 0 | 0 | 0 |
| Female-headed Households: | 0 | | 0 | | 0 | | | | |

Income Category:

| | Owner | Renter | Total | Person |
|------------------|-------|--------|-------|--------|
| Extremely Low | 0 | 0 | 0 | 0 |
| Low Mod | 0 | 0 | 0 | 0 |
| Moderate | 0 | 0 | 0 | 0 |
| Non Low Moderate | 0 | 0 | 0 | 0 |
| Total | 0 | 0 | 0 | 0 |
| Percent Low/Mod | | | | |

Annual Accomplishments

No data returned for this view. This might be because the applied filter excludes all data.



U.S. Department of Housing and Urban Development
 Office of Community Planning and Development
 Integrated Disbursement and Information System
 CDBG Activity Summary Report (GPR) for Program Year 2023
 NEWTON

Date: 08-Jul-2024
 Time: 7:39
 Page: 61

PGM Year: 2023
Project: 0001 - Housing Rehabilitation and Development
IDIS Activity: 3863 - Housing Program Delivery

Status: Open Objective: Provide decent affordable housing
 Location: 1000 Commonwealth Ave Newton, MA 02459-1449 Outcome: Sustainability
 Matrix Code: Rehabilitation Administration (14H) National Objective: LMH

Activity to prevent, prepare for, and respond to Coronavirus: No

Initial Funding Date: 11/20/2023

Description:
 Funds used to provide administrative services in the support of the rehabilitation and preservation of existing affordable housing for Newton LMI homeowners, non-profits and the Newton Housing Authority.
 Includes the management of the NCDA loan portfolio.

Financing

| | Fund Type | Grant Year | Grant | Funded Amount | Drawn In Program Year | Drawn Thru Program Year |
|--------------|--------------|------------|-------------|---------------------|-----------------------|-------------------------|
| CDBG | EN | 2023 | B23MC250019 | \$273,356.60 | \$221,666.59 | \$221,666.59 |
| Total | Total | | | \$273,356.60 | \$221,666.59 | \$221,666.59 |

Proposed Accomplishments

Housing Units : 1

Actual Accomplishments

Number assisted:

| | Owner | | Renter | | Total | | Person | |
|--|-------|----------|--------|----------|-------|----------|--------|----------|
| | Total | Hispanic | Total | Hispanic | Total | Hispanic | Total | Hispanic |
| White: | 0 | 0 | 0 | 0 | 0 | 0 | | 0 |
| Black/African American: | 0 | 0 | 0 | 0 | 0 | 0 | 0 | 0 |
| Asian: | 0 | 0 | 0 | 0 | 0 | 0 | 0 | 0 |
| American Indian/Alaskan Native: | 0 | 0 | 0 | 0 | 0 | 0 | 0 | 0 |
| Native Hawaiian/Other Pacific Islander: | 0 | 0 | 0 | 0 | 0 | 0 | 0 | 0 |
| American Indian/Alaskan Native & White: | 0 | 0 | 0 | 0 | 0 | 0 | 0 | 0 |
| Asian White: | 0 | 0 | 0 | 0 | 0 | 0 | 0 | 0 |
| Black/African American & White: | 0 | 0 | 0 | 0 | 0 | 0 | 0 | 0 |
| American Indian/Alaskan Native & Black/African American: | 0 | 0 | 0 | 0 | 0 | 0 | 0 | 0 |
| Other multi-racial: | 0 | 0 | 0 | 0 | 0 | 0 | 0 | 0 |
| Asian/Pacific Islander: | 0 | 0 | 0 | 0 | 0 | 0 | 0 | 0 |
| Hispanic: | 0 | 0 | 0 | 0 | 0 | 0 | 0 | 0 |



U.S. Department of Housing and Urban Development
 Office of Community Planning and Development
 Integrated Disbursement and Information System
 CDBG Activity Summary Report (GPR) for Program Year 2023
 NEWTON

Date: 08-Jul-2024
 Time: 7:39
 Page: 62

Total: 0 0 0 0 0 0 0 0

Female-headed Households: 0 0 0 0

Income Category:

| | Owner | Renter | Total | Person |
|------------------|--------------|---------------|--------------|---------------|
| Extremely Low | 0 | 0 | 0 | 0 |
| Low Mod | 0 | 0 | 0 | 0 |
| Moderate | 0 | 0 | 0 | 0 |
| Non Low Moderate | 0 | 0 | 0 | 0 |
| Total | 0 | 0 | 0 | 0 |
| Percent Low/Mod | | | | |

Annual Accomplishments

No data returned for this view. This might be because the applied filter excludes all data.



U.S. Department of Housing and Urban Development
 Office of Community Planning and Development
 Integrated Disbursement and Information System
 CDBG Activity Summary Report (GPR) for Program Year 2023
 NEWTON

Date: 08-Jul-2024
 Time: 7:39
 Page: 63

PGM Year: 2023
Project: 0001 - Housing Rehabilitation and Development
IDIS Activity: 3865 - Housing Development and Rehabilitation Program Fund

Status: Open Objective: Provide decent affordable housing
 Location: 1000 Commonwealth Ave Newton, MA 02459-1449 Outcome: Affordability
 Matrix Code: Rehab; Multi-Unit Residential (14B) National Objective: LMH

Activity to prevent, prepare for, and respond to Coronavirus: No

Initial Funding Date: 11/27/2023

Description:

This activity is a placeholder funding pool for housing rehabilitation and development activities; loans and/or grants may be provided. CDBG funds may be used for rehabilitation of owner-occupied single family homes, multi-family homes, and condominium units as well as rental units or group homes owned/operated by the Newton Housing Authority and other nonprofits. CDBG may also be used for the development and sustainability of affordable housing.

Financing

| | Fund Type | Grant Year | Grant | Funded Amount | Drawn In Program Year | Drawn Thru Program Year |
|--------------|--------------|------------|-------------|---------------------|-----------------------|-------------------------|
| CDBG | EN | 2023 | B23MC250019 | \$617,725.00 | \$0.00 | \$0.00 |
| Total | Total | | | \$617,725.00 | \$0.00 | \$0.00 |

Proposed Accomplishments

Housing Units : 33

Actual Accomplishments

Number assisted:

| | Owner | | Renter | | Total | | Person | |
|--|-------|----------|--------|----------|-------|----------|--------|----------|
| | Total | Hispanic | Total | Hispanic | Total | Hispanic | Total | Hispanic |
| White: | 0 | 0 | 0 | 0 | 0 | 0 | | 0 |
| Black/African American: | 0 | 0 | 0 | 0 | 0 | 0 | 0 | 0 |
| Asian: | 0 | 0 | 0 | 0 | 0 | 0 | 0 | 0 |
| American Indian/Alaskan Native: | 0 | 0 | 0 | 0 | 0 | 0 | 0 | 0 |
| Native Hawaiian/Other Pacific Islander: | 0 | 0 | 0 | 0 | 0 | 0 | 0 | 0 |
| American Indian/Alaskan Native & White: | 0 | 0 | 0 | 0 | 0 | 0 | 0 | 0 |
| Asian White: | 0 | 0 | 0 | 0 | 0 | 0 | 0 | 0 |
| Black/African American & White: | 0 | 0 | 0 | 0 | 0 | 0 | 0 | 0 |
| American Indian/Alaskan Native & Black/African American: | 0 | 0 | 0 | 0 | 0 | 0 | 0 | 0 |
| Other multi-racial: | 0 | 0 | 0 | 0 | 0 | 0 | 0 | 0 |
| Asian/Pacific Islander: | 0 | 0 | 0 | 0 | 0 | 0 | 0 | 0 |



U.S. Department of Housing and Urban Development
 Office of Community Planning and Development
 Integrated Disbursement and Information System
 CDBG Activity Summary Report (GPR) for Program Year 2023
 NEWTON

Date: 08-Jul-2024
 Time: 7:39
 Page: 64

| | | | | | | | | | |
|---------------------------|----------|----------|----------|----------|----------|----------|----------|----------|----------|
| Hispanic: | 0 | 0 | 0 | 0 | 0 | 0 | 0 | 0 | 0 |
| Total: | 0 | 0 | 0 | 0 | 0 | 0 | 0 | 0 | 0 |
| Female-headed Households: | 0 | | 0 | | 0 | | | | |

Income Category:

| | Owner | Renter | Total | Person |
|------------------|-------|--------|-------|--------|
| Extremely Low | 0 | 0 | 0 | 0 |
| Low Mod | 0 | 0 | 0 | 0 |
| Moderate | 0 | 0 | 0 | 0 |
| Non Low Moderate | 0 | 0 | 0 | 0 |
| Total | 0 | 0 | 0 | 0 |
| Percent Low/Mod | | | | |

Annual Accomplishments

No data returned for this view. This might be because the applied filter excludes all data.



U.S. Department of Housing and Urban Development
 Office of Community Planning and Development
 Integrated Disbursement and Information System
 CDBG Activity Summary Report (GPR) for Program Year 2023
 NEWTON

Date: 08-Jul-2024
 Time: 7:39
 Page: 65

PGM Year: 2023
Project: 0001 - Housing Rehabilitation and Development
IDIS Activity: 3866 - Housing Program Income Fund

Status: Open Objective: Provide decent affordable housing
 Location: 1000 Commonwealth Ave Newton, MA 02459-1449 Outcome: Sustainability
 Matrix Code: Rehab; Single-Unit Residential (14A) National Objective: LMH

Activity to prevent, prepare for, and respond to Coronavirus: No

Initial Funding Date: 09/06/2023

Description:

Placeholder activity to hold repayments from prior housing rehabilitation loans.
 Loan repayments will be reused to fund new housing rehabilitation projects of income-eligible homeowners or non-profit affordable housing.
 New activity may be in the form of loans and/or grants.
 (Program Income received as PI.)

Financing

| | Fund Type | Grant Year | Grant | Funded Amount | Drawn In Program Year | Drawn Thru Program Year |
|--------------|--------------|------------|-------|---------------------|-----------------------|-------------------------|
| CDBG | PI | | | \$196,378.78 | \$0.00 | \$0.00 |
| Total | Total | | | \$196,378.78 | \$0.00 | \$0.00 |

Proposed Accomplishments

Housing Units : 3

Actual Accomplishments

| Number assisted: | Owner | | Renter | | Total | | Person | |
|--|-------|----------|--------|----------|-------|----------|--------|----------|
| | Total | Hispanic | Total | Hispanic | Total | Hispanic | Total | Hispanic |
| White: | 0 | 0 | 0 | 0 | 0 | 0 | | 0 |
| Black/African American: | 0 | 0 | 0 | 0 | 0 | 0 | 0 | 0 |
| Asian: | 0 | 0 | 0 | 0 | 0 | 0 | 0 | 0 |
| American Indian/Alaskan Native: | 0 | 0 | 0 | 0 | 0 | 0 | 0 | 0 |
| Native Hawaiian/Other Pacific Islander: | 0 | 0 | 0 | 0 | 0 | 0 | 0 | 0 |
| American Indian/Alaskan Native & White: | 0 | 0 | 0 | 0 | 0 | 0 | 0 | 0 |
| Asian White: | 0 | 0 | 0 | 0 | 0 | 0 | 0 | 0 |
| Black/African American & White: | 0 | 0 | 0 | 0 | 0 | 0 | 0 | 0 |
| American Indian/Alaskan Native & Black/African American: | 0 | 0 | 0 | 0 | 0 | 0 | 0 | 0 |
| Other multi-racial: | 0 | 0 | 0 | 0 | 0 | 0 | 0 | 0 |
| Asian/Pacific Islander: | 0 | 0 | 0 | 0 | 0 | 0 | 0 | 0 |



U.S. Department of Housing and Urban Development
 Office of Community Planning and Development
 Integrated Disbursement and Information System
 CDBG Activity Summary Report (GPR) for Program Year 2023
 NEWTON

Date: 08-Jul-2024
 Time: 7:39
 Page: 66

| | | | | | | | | | |
|---------------------------|----------|----------|----------|----------|----------|----------|----------|----------|----------|
| Hispanic: | 0 | 0 | 0 | 0 | 0 | 0 | 0 | 0 | 0 |
| Total: | 0 | 0 | 0 | 0 | 0 | 0 | 0 | 0 | 0 |
| Female-headed Households: | 0 | | 0 | | 0 | | | | |

Income Category:

| | Owner | Renter | Total | Person |
|------------------|-------|--------|-------|--------|
| Extremely Low | 0 | 0 | 0 | 0 |
| Low Mod | 0 | 0 | 0 | 0 |
| Moderate | 0 | 0 | 0 | 0 |
| Non Low Moderate | 0 | 0 | 0 | 0 |
| Total | 0 | 0 | 0 | 0 |
| Percent Low/Mod | | | | |

Annual Accomplishments

No data returned for this view. This might be because the applied filter excludes all data.



U.S. Department of Housing and Urban Development
 Office of Community Planning and Development
 Integrated Disbursement and Information System
 CDBG Activity Summary Report (GPR) for Program Year 2023
 NEWTON

Date: 08-Jul-2024
 Time: 7:39
 Page: 67

PGM Year: 2023
Project: 0002 - Public Services
IDIS Activity: 3868 - Human Services Program Income Reserve
Status: Open
Location: 1000 Commonwealth Ave Newton, MA 02459-1449
Objective: Create suitable living environments
Outcome: Sustainability
Matrix Code: Other Public Services Not Listed in 05A-05Y, 03T (05Z) **National Objective:** LMC

Activity to prevent, prepare for, and respond to Coronavirus: No

Initial Funding Date: 09/06/2023

Description:

15% of Housing Rehabilitation Loan Repayments collected in FY21 are reserved as Program Income (PI) to fund FY23 public service projects. Placeholder activity.

Financing

| | Fund Type | Grant Year | Grant | Funded Amount | Drawn In Program Year | Drawn Thru Program Year |
|--------------|--------------|------------|-------|--------------------|-----------------------|-------------------------|
| CDBG | PI | | | \$45,318.13 | \$0.00 | \$0.00 |
| Total | Total | | | \$45,318.13 | \$0.00 | \$0.00 |

Proposed Accomplishments

People (General) : 100

Actual Accomplishments

Number assisted:

| | Owner | | Renter | | Total | | Person | |
|--|-------|----------|--------|----------|-------|----------|--------|----------|
| | Total | Hispanic | Total | Hispanic | Total | Hispanic | Total | Hispanic |
| White: | 0 | 0 | 0 | 0 | 0 | 0 | | 0 |
| Black/African American: | 0 | 0 | 0 | 0 | 0 | 0 | 0 | 0 |
| Asian: | 0 | 0 | 0 | 0 | 0 | 0 | 0 | 0 |
| American Indian/Alaskan Native: | 0 | 0 | 0 | 0 | 0 | 0 | 0 | 0 |
| Native Hawaiian/Other Pacific Islander: | 0 | 0 | 0 | 0 | 0 | 0 | 0 | 0 |
| American Indian/Alaskan Native & White: | 0 | 0 | 0 | 0 | 0 | 0 | 0 | 0 |
| Asian White: | 0 | 0 | 0 | 0 | 0 | 0 | 0 | 0 |
| Black/African American & White: | 0 | 0 | 0 | 0 | 0 | 0 | 0 | 0 |
| American Indian/Alaskan Native & Black/African American: | 0 | 0 | 0 | 0 | 0 | 0 | 0 | 0 |
| Other multi-racial: | 0 | 0 | 0 | 0 | 0 | 0 | 0 | 0 |
| Asian/Pacific Islander: | 0 | 0 | 0 | 0 | 0 | 0 | 0 | 0 |
| Hispanic: | 0 | 0 | 0 | 0 | 0 | 0 | 0 | 0 |



U.S. Department of Housing and Urban Development
 Office of Community Planning and Development
 Integrated Disbursement and Information System
 CDBG Activity Summary Report (GPR) for Program Year 2023
 NEWTON

Date: 08-Jul-2024
 Time: 7:39
 Page: 68

Total: 0 0 0 0 0 0 0 0

Female-headed Households: 0 0 0 0

Income Category:

| | Owner | Renter | Total | Person |
|------------------|-------|--------|-------|--------|
| Extremely Low | 0 | 0 | 0 | 0 |
| Low Mod | 0 | 0 | 0 | 0 |
| Moderate | 0 | 0 | 0 | 0 |
| Non Low Moderate | 0 | 0 | 0 | 0 |
| Total | 0 | 0 | 0 | 0 |
| Percent Low/Mod | | | | |

Annual Accomplishments

No data returned for this view. This might be because the applied filter excludes all data.



U.S. Department of Housing and Urban Development
 Office of Community Planning and Development
 Integrated Disbursement and Information System
 CDBG Activity Summary Report (GPR) for Program Year 2023
 NEWTON

Date: 08-Jul-2024
 Time: 7:39
 Page: 69

PGM Year: 2023
Project: 0004 - CDBG Program Management
IDIS Activity: 3869 - Program Administration
Status: Open
Location: ,
Objective:
Outcome:
Matrix Code: General Program Administration (21A) **National Objective:**

Activity to prevent, prepare for, and respond to Coronavirus: No

Initial Funding Date: 09/06/2023

Description:

Funds for the overall management of Newton's CDBG program.
 Also includes 20% of the current year's program income.

Financing

| | Fund Type | Grant Year | Grant | Funded Amount | Drawn In Program Year | Drawn Thru Program Year |
|--------------|--------------|------------|-------------|---------------------|-----------------------|-------------------------|
| CDBG | EN | 2023 | B23MC250019 | \$365,105.95 | \$290,446.20 | \$290,446.20 |
| | PI | | | \$60,376.39 | \$60,376.39 | \$60,376.39 |
| Total | Total | | | \$425,482.34 | \$350,822.59 | \$350,822.59 |

Proposed Accomplishments

Actual Accomplishments

Number assisted:

| | Owner | | Renter | | Total | | Person | |
|--|--------------|----------|---------------|----------|--------------|----------|---------------|----------|
| | Total | Hispanic | Total | Hispanic | Total | Hispanic | Total | Hispanic |
| White: | | | | | 0 | 0 | | |
| Black/African American: | | | | | 0 | 0 | | |
| Asian: | | | | | 0 | 0 | | |
| American Indian/Alaskan Native: | | | | | 0 | 0 | | |
| Native Hawaiian/Other Pacific Islander: | | | | | 0 | 0 | | |
| American Indian/Alaskan Native & White: | | | | | 0 | 0 | | |
| Asian White: | | | | | 0 | 0 | | |
| Black/African American & White: | | | | | 0 | 0 | | |
| American Indian/Alaskan Native & Black/African American: | | | | | 0 | 0 | | |
| Other multi-racial: | | | | | 0 | 0 | | |
| Asian/Pacific Islander: | | | | | 0 | 0 | | |
| Hispanic: | | | | | 0 | 0 | | |



U.S. Department of Housing and Urban Development
 Office of Community Planning and Development
 Integrated Disbursement and Information System
 CDBG Activity Summary Report (GPR) for Program Year 2023
 NEWTON

Date: 08-Jul-2024
 Time: 7:39
 Page: 70

Total: 0 0 0 0 0 0 0 0

Female-headed Households: 0

Income Category:

| | Owner | Renter | Total | Person |
|------------------|-------|--------|-------|--------|
| Extremely Low | | | 0 | |
| Low Mod | | | 0 | |
| Moderate | | | 0 | |
| Non Low Moderate | | | 0 | |
| Total | 0 | 0 | 0 | 0 |
| Percent Low/Mod | | | | |

Annual Accomplishments

No data returned for this view. This might be because the applied filter excludes all data.



U.S. Department of Housing and Urban Development
 Office of Community Planning and Development
 Integrated Disbursement and Information System
 CDBG Activity Summary Report (GPR) for Program Year 2023
 NEWTON

Date: 08-Jul-2024
 Time: 7:39
 Page: 71

PGM Year: 2021
Project: 0002 - Housing Rehabilitation and Development
IDIS Activity: 3871 - Closing Cost Downpayment Program Case 3: 20 Kinmonth Road
Status: Completed 3/11/2024 12:00:00 AM
Location: 20 Kinmonth Rd Waban, MA 02468-1503
Objective: Provide decent affordable housing
Outcome: Affordability
Matrix Code: Homeownership Assistance-excluding Housing Counseling under 24 CFR 5.100 (13B)
National Objective: LMH

Activity to prevent, prepare for, and respond to Coronavirus: No

Initial Funding Date: 11/20/2023

Description:
 Closing Cost and Downpayment Assistance for 20 Kinmonth Road (Guillaume), a deed-restricted property through in Newton MA, includes downpayment and closing cost assistance grant.

Financing

| | Fund Type | Grant Year | Grant | Funded Amount | Drawn In Program Year | Drawn Thru Program Year |
|--------------|--------------|------------|-------------|--------------------|-----------------------|-------------------------|
| CDBG | EN | 2021 | B21MC250019 | \$10,000.00 | \$10,000.00 | \$10,000.00 |
| Total | Total | | | \$10,000.00 | \$10,000.00 | \$10,000.00 |

Proposed Accomplishments

Households (General) : 1

Actual Accomplishments

Number assisted:

| | Owner | | Renter | | Total | | Person | |
|--|-------|----------|--------|----------|-------|----------|--------|----------|
| | Total | Hispanic | Total | Hispanic | Total | Hispanic | Total | Hispanic |
| White: | 0 | 0 | 0 | 0 | 0 | 0 | | 0 |
| Black/African American: | 1 | 0 | 0 | 0 | 1 | 0 | 0 | 0 |
| Asian: | 0 | 0 | 0 | 0 | 0 | 0 | 0 | 0 |
| American Indian/Alaskan Native: | 0 | 0 | 0 | 0 | 0 | 0 | 0 | 0 |
| Native Hawaiian/Other Pacific Islander: | 0 | 0 | 0 | 0 | 0 | 0 | 0 | 0 |
| American Indian/Alaskan Native & White: | 0 | 0 | 0 | 0 | 0 | 0 | 0 | 0 |
| Asian White: | 0 | 0 | 0 | 0 | 0 | 0 | 0 | 0 |
| Black/African American & White: | 0 | 0 | 0 | 0 | 0 | 0 | 0 | 0 |
| American Indian/Alaskan Native & Black/African American: | 0 | 0 | 0 | 0 | 0 | 0 | 0 | 0 |
| Other multi-racial: | 0 | 0 | 0 | 0 | 0 | 0 | 0 | 0 |
| Asian/Pacific Islander: | 0 | 0 | 0 | 0 | 0 | 0 | 0 | 0 |
| Hispanic: | 0 | 0 | 0 | 0 | 0 | 0 | 0 | 0 |



U.S. Department of Housing and Urban Development
 Office of Community Planning and Development
 Integrated Disbursement and Information System
 CDBG Activity Summary Report (GPR) for Program Year 2023
 NEWTON

Date: 08-Jul-2024
 Time: 7:39
 Page: 72

| | | | | | | | | |
|---------------------------|----------|----------|----------|----------|----------|----------|----------|----------|
| Total: | 1 | 0 | 0 | 0 | 1 | 0 | 0 | 0 |
| Female-headed Households: | 0 | | 0 | | 0 | | | |

Income Category:

| | Owner | Renter | Total | Person |
|------------------|--------|--------|--------|--------|
| Extremely Low | 0 | 0 | 0 | 0 |
| Low Mod | 0 | 0 | 0 | 0 |
| Moderate | 1 | 0 | 1 | 0 |
| Non Low Moderate | 0 | 0 | 0 | 0 |
| Total | 1 | 0 | 1 | 0 |
| Percent Low/Mod | 100.0% | | 100.0% | |

Annual Accomplishments

| Years | Accomplishment Narrative | # Benefiting |
|-------|---|--------------|
| 2022 | Down payment closing cost to an income eligible family to purchase a deed restricted unit @ 20 Kinmonth Road. | |



U.S. Department of Housing and Urban Development
 Office of Community Planning and Development
 Integrated Disbursement and Information System
 CDBG Activity Summary Report (GPR) for Program Year 2023
 NEWTON

Date: 08-Jul-2024
 Time: 7:39
 Page: 73

PGM Year: 2023
Project: 0002 - Public Services
IDIS Activity: 3874 - The Carroll Center for the Blind / Career and Vocational Rehab Services
Status: Completed 6/28/2024 12:00:00 AM
Location: 770 Centre St Newton, MA 02458-2530
Objective: Create economic opportunities
Outcome: Availability/accessibility
Matrix Code: Services for Persons with Disabilities
National Objective: LMC (05B)

Activity to prevent, prepare for, and respond to Coronavirus: No

Initial Funding Date: 11/27/2023

Description:

The Carroll Center for the Blind empowers those of ALL ages and ALL stages of vision loss to achieve their personal, academic, and professional goals. Located in Newton, we achieve our mission by providing those with low vision or blindness with the support, tools, and confidence to thrive.

Financing

| | Fund Type | Grant Year | Grant | Funded Amount | Drawn In Program Year | Drawn Thru Program Year |
|--------------|--------------|------------|-------------|--------------------|-----------------------|-------------------------|
| CDBG | EN | 2023 | B23MC250019 | \$13,000.00 | \$13,000.00 | \$13,000.00 |
| Total | Total | | | \$13,000.00 | \$13,000.00 | \$13,000.00 |

Proposed Accomplishments

People (General) : 75

Actual Accomplishments

Number assisted:

| | Owner | | Renter | | Total | | Person | |
|--|-------|----------|--------|----------|-------|----------|--------|----------|
| | Total | Hispanic | Total | Hispanic | Total | Hispanic | Total | Hispanic |
| White: | 0 | 0 | 0 | 0 | 0 | 0 | 18 | 0 |
| Black/African American: | 0 | 0 | 0 | 0 | 0 | 0 | 3 | 0 |
| Asian: | 0 | 0 | 0 | 0 | 0 | 0 | 2 | 0 |
| American Indian/Alaskan Native: | 0 | 0 | 0 | 0 | 0 | 0 | 0 | 0 |
| Native Hawaiian/Other Pacific Islander: | 0 | 0 | 0 | 0 | 0 | 0 | 0 | 0 |
| American Indian/Alaskan Native & White: | 0 | 0 | 0 | 0 | 0 | 0 | 0 | 0 |
| Asian White: | 0 | 0 | 0 | 0 | 0 | 0 | 0 | 0 |
| Black/African American & White: | 0 | 0 | 0 | 0 | 0 | 0 | 0 | 0 |
| American Indian/Alaskan Native & Black/African American: | 0 | 0 | 0 | 0 | 0 | 0 | 0 | 0 |
| Other multi-racial: | 0 | 0 | 0 | 0 | 0 | 0 | 2 | 0 |
| Asian/Pacific Islander: | 0 | 0 | 0 | 0 | 0 | 0 | 0 | 0 |
| Hispanic: | 0 | 0 | 0 | 0 | 0 | 0 | 0 | 0 |



U.S. Department of Housing and Urban Development
 Office of Community Planning and Development
 Integrated Disbursement and Information System
 CDBG Activity Summary Report (GPR) for Program Year 2023
 NEWTON

Date: 08-Jul-2024
 Time: 7:39
 Page: 74

| | | | | | | | | |
|---------------------------|----------|----------|----------|----------|----------|----------|-----------|----------|
| Total: | 0 | 0 | 0 | 0 | 0 | 0 | 25 | 0 |
| Female-headed Households: | 0 | | 0 | | 0 | | | |

Income Category:

| | Owner | Renter | Total | Person |
|------------------|--------------|---------------|--------------|---------------|
| Extremely Low | 0 | 0 | 0 | 5 |
| Low Mod | 0 | 0 | 0 | 20 |
| Moderate | 0 | 0 | 0 | 0 |
| Non Low Moderate | 0 | 0 | 0 | 0 |
| Total | 0 | 0 | 0 | 25 |
| Percent Low/Mod | | | | 100.0% |

Annual Accomplishments

| Years | Accomplishment Narrative | # Benefitting |
|--------------|---------------------------------|----------------------|
| 2024 | | |



U.S. Department of Housing and Urban Development
 Office of Community Planning and Development
 Integrated Disbursement and Information System
 CDBG Activity Summary Report (GPR) for Program Year 2023
 NEWTON

Date: 08-Jul-2024
 Time: 7:39
 Page: 75

PGM Year: 2023
Project: 0002 - Public Services
IDIS Activity: 3875 - Boys and Girls Club- Financial Aid for Teens and Families

Status: Completed 6/28/2024 12:00:00 AM Objective: Create economic opportunities
 Location: 675 Watertown St Newton, MA 02460-1349 Outcome: Availability/accessibility
 Matrix Code: Youth Services (05D) National Objective: LMC

Activity to prevent, prepare for, and respond to Coronavirus: No

Initial Funding Date: 11/29/2023

Description:
 John M. Barry Boys & Girls Club's (Club) Summer Camp Program and Teen Leadership Program offered young people opportunities to explore their creative, athletic, and academic potential while cultivating friendships and sharing new experiences with peers. The Out of School Time and Afterschool programs allowed children to do remote-schooling, homework, and explore friendships and experiences from a safe place so parents could go back to work. CDBG grant funding allowed the Club to provide financial aid packages for eligible teens and families from Newton.

Financing

| | Fund Type | Grant Year | Grant | Funded Amount | Drawn In Program Year | Drawn Thru Program Year |
|--------------|--------------|------------|-------------|--------------------|-----------------------|-------------------------|
| CDBG | EN | 2023 | B23MC250019 | \$24,900.00 | \$24,900.00 | \$24,900.00 |
| Total | Total | | | \$24,900.00 | \$24,900.00 | \$24,900.00 |

Proposed Accomplishments

People (General) : 25

Actual Accomplishments

Number assisted:

| | Owner | | Renter | | Total | | Person | |
|--|-------|----------|--------|----------|-------|----------|--------|----------|
| | Total | Hispanic | Total | Hispanic | Total | Hispanic | Total | Hispanic |
| White: | 0 | 0 | 0 | 0 | 0 | 0 | 34 | 14 |
| Black/African American: | 0 | 0 | 0 | 0 | 0 | 0 | 15 | 0 |
| Asian: | 0 | 0 | 0 | 0 | 0 | 0 | 2 | 0 |
| American Indian/Alaskan Native: | 0 | 0 | 0 | 0 | 0 | 0 | 0 | 0 |
| Native Hawaiian/Other Pacific Islander: | 0 | 0 | 0 | 0 | 0 | 0 | 0 | 0 |
| American Indian/Alaskan Native & White: | 0 | 0 | 0 | 0 | 0 | 0 | 0 | 0 |
| Asian White: | 0 | 0 | 0 | 0 | 0 | 0 | 0 | 0 |
| Black/African American & White: | 0 | 0 | 0 | 0 | 0 | 0 | 0 | 0 |
| American Indian/Alaskan Native & Black/African American: | 0 | 0 | 0 | 0 | 0 | 0 | 0 | 0 |
| Other multi-racial: | 0 | 0 | 173 | 0 | 0 | 0 | 8 | 0 |



U.S. Department of Housing and Urban Development
 Office of Community Planning and Development
 Integrated Disbursement and Information System
 CDBG Activity Summary Report (GPR) for Program Year 2023
 NEWTON

Date: 08-Jul-2024
 Time: 7:39
 Page: 76

| | | | | | | | | |
|-------------------------|----------|----------|----------|----------|----------|----------|-----------|-----------|
| Asian/Pacific Islander: | 0 | 0 | 0 | 0 | 0 | 0 | 0 | 0 |
| Hispanic: | 0 | 0 | 0 | 0 | 0 | 0 | 0 | 0 |
| Total: | 0 | 0 | 0 | 0 | 0 | 0 | 59 | 14 |

Female-headed Households: 0 0 0 0

Income Category:

| | Owner | Renter | Total | Person |
|------------------|--------------|---------------|--------------|---------------|
| Extremely Low | 0 | 0 | 0 | 43 |
| Low Mod | 0 | 0 | 0 | 3 |
| Moderate | 0 | 0 | 0 | 13 |
| Non Low Moderate | 0 | 0 | 0 | 0 |
| Total | 0 | 0 | 0 | 59 |
| Percent Low/Mod | | | | 100.0% |

Annual Accomplishments

| Years | Accomplishment Narrative | # Benefiting |
|--------------|---------------------------------|---------------------|
| 2023 | | |



U.S. Department of Housing and Urban Development
 Office of Community Planning and Development
 Integrated Disbursement and Information System
 CDBG Activity Summary Report (GPR) for Program Year 2023
 NEWTON

Date: 08-Jul-2024
 Time: 7:39
 Page: 77

PGM Year: 2023
Project: 0002 - Public Services
IDIS Activity: 3876 - West Suburban YMCA - Childcare Financial Aid Program
Status: Completed 6/28/2024 12:00:00 AM
Location: 276 Church St Newton, MA 02458-1911
Objective: Create economic opportunities
Outcome: Availability/accessibility
Matrix Code: Youth Services (05D)
National Objective: LMC

Activity to prevent, prepare for, and respond to Coronavirus: No

Initial Funding Date: 11/29/2023

Description:

We request funds to maintain the subsidization levels of childcare tuition for Newton residents in our preschool and out-of-school time programs.

Financing

| | Fund Type | Grant Year | Grant | Funded Amount | Drawn In Program Year | Drawn Thru Program Year |
|--------------|--------------|------------|-------------|--------------------|-----------------------|-------------------------|
| CDBG | EN | 2023 | B23MC250019 | \$24,900.00 | \$24,900.00 | \$24,900.00 |
| Total | Total | | | \$24,900.00 | \$24,900.00 | \$24,900.00 |

Proposed Accomplishments

People (General) : 20

Actual Accomplishments

Number assisted:

| | Owner | | Renter | | Total | | Person | |
|--|----------|----------|----------|----------|----------|----------|-----------|----------|
| | Total | Hispanic | Total | Hispanic | Total | Hispanic | Total | Hispanic |
| White: | 0 | 0 | 0 | 0 | 0 | 0 | 8 | 2 |
| Black/African American: | 0 | 0 | 0 | 0 | 0 | 0 | 9 | 1 |
| Asian: | 0 | 0 | 0 | 0 | 0 | 0 | 1 | 0 |
| American Indian/Alaskan Native: | 0 | 0 | 0 | 0 | 0 | 0 | 0 | 0 |
| Native Hawaiian/Other Pacific Islander: | 0 | 0 | 0 | 0 | 0 | 0 | 0 | 0 |
| American Indian/Alaskan Native & White: | 0 | 0 | 0 | 0 | 0 | 0 | 0 | 0 |
| Asian White: | 0 | 0 | 0 | 0 | 0 | 0 | 0 | 0 |
| Black/African American & White: | 0 | 0 | 0 | 0 | 0 | 0 | 0 | 0 |
| American Indian/Alaskan Native & Black/African American: | 0 | 0 | 0 | 0 | 0 | 0 | 0 | 0 |
| Other multi-racial: | 0 | 0 | 0 | 0 | 0 | 0 | 2 | 1 |
| Asian/Pacific Islander: | 0 | 0 | 0 | 0 | 0 | 0 | 0 | 0 |
| Hispanic: | 0 | 0 | 0 | 0 | 0 | 0 | 0 | 0 |
| Total: | 0 | 0 | 0 | 0 | 0 | 0 | 20 | 4 |



U.S. Department of Housing and Urban Development
 Office of Community Planning and Development
 Integrated Disbursement and Information System
 CDBG Activity Summary Report (GPR) for Program Year 2023
 NEWTON

Date: 08-Jul-2024
 Time: 7:39
 Page: 78

Female-headed Households: 0 0 0

Income Category:

| | Owner | Renter | Total | Person |
|------------------|--------------|---------------|--------------|---------------|
| Extremely Low | 0 | 0 | 0 | 4 |
| Low Mod | 0 | 0 | 0 | 10 |
| Moderate | 0 | 0 | 0 | 6 |
| Non Low Moderate | 0 | 0 | 0 | 0 |
| Total | 0 | 0 | 0 | 20 |
| Percent Low/Mod | | | | 100.0% |

Annual Accomplishments

| Years | Accomplishment Narrative | # Benefitting |
|--------------|---------------------------------|----------------------|
| 2023 | | |



U.S. Department of Housing and Urban Development
 Office of Community Planning and Development
 Integrated Disbursement and Information System
 CDBG Activity Summary Report (GPR) for Program Year 2023
 NEWTON

Date: 08-Jul-2024
 Time: 7:39
 Page: 79

PGM Year: 2023
Project: 0002 - Public Services
IDIS Activity: 3877 - Family ACCESS - Social Mobility for Young Families
Status: Completed 6/28/2024 12:00:00 AM
Location: 492 Waltham St West Newton, MA 02465-1920
Objective: Create economic opportunities
Outcome: Availability/accessibility
Matrix Code: Child Care Services (05L) **National Objective:** LMC

Activity to prevent, prepare for, and respond to Coronavirus: No

Initial Funding Date: 11/29/2023

Description:
 Family ACCESS requests \$50,000 to provide tuition scholarships to our Early Learning Center for working families residing in Newton with documented financial need who would otherwise not be able to attend our program.

Financing

| | Fund Type | Grant Year | Grant | Funded Amount | Drawn In Program Year | Drawn Thru Program Year |
|--------------|--------------|------------|-------------|--------------------|-----------------------|-------------------------|
| CDBG | EN | 2023 | B23MC250019 | \$15,000.00 | \$15,000.00 | \$15,000.00 |
| Total | Total | | | \$15,000.00 | \$15,000.00 | \$15,000.00 |

Proposed Accomplishments

People (General) : 5

Actual Accomplishments

Number assisted:

| | Owner | | Renter | | Total | | Person | |
|--|-------|----------|--------|----------|-------|----------|--------|----------|
| | Total | Hispanic | Total | Hispanic | Total | Hispanic | Total | Hispanic |
| White: | 0 | 0 | 0 | 0 | 0 | 0 | 2 | 0 |
| Black/African American: | 0 | 0 | 0 | 0 | 0 | 0 | 7 | 0 |
| Asian: | 0 | 0 | 0 | 0 | 0 | 0 | 5 | 0 |
| American Indian/Alaskan Native: | 0 | 0 | 0 | 0 | 0 | 0 | 0 | 0 |
| Native Hawaiian/Other Pacific Islander: | 0 | 0 | 0 | 0 | 0 | 0 | 2 | 2 |
| American Indian/Alaskan Native & White: | 0 | 0 | 0 | 0 | 0 | 0 | 0 | 0 |
| Asian White: | 0 | 0 | 0 | 0 | 0 | 0 | 0 | 0 |
| Black/African American & White: | 0 | 0 | 0 | 0 | 0 | 0 | 2 | 0 |
| American Indian/Alaskan Native & Black/African American: | 0 | 0 | 0 | 0 | 0 | 0 | 0 | 0 |
| Other multi-racial: | 0 | 0 | 0 | 0 | 0 | 0 | 0 | 0 |
| Asian/Pacific Islander: | 0 | 0 | 0 | 0 | 0 | 0 | 0 | 0 |
| Hispanic: | 0 | 0 | 0 | 0 | 0 | 0 | 0 | 0 |



U.S. Department of Housing and Urban Development
 Office of Community Planning and Development
 Integrated Disbursement and Information System
 CDBG Activity Summary Report (GPR) for Program Year 2023
 NEWTON

Date: 08-Jul-2024
 Time: 7:39
 Page: 80

| | | | | | | | | | |
|---------------------------|--------------|---------------|--------------|----------|----------|----------|-----------|----------|---------------|
| Total: | 0 | 0 | 0 | 0 | 0 | 0 | 18 | 2 | |
| Female-headed Households: | 0 | | 0 | | 0 | | | | |
| <i>Income Category:</i> | | | | | | | | | |
| | Owner | Renter | Total | | | | | | Person |
| Extremely Low | 0 | 0 | 0 | | | | | | 6 |
| Low Mod | 0 | 0 | 0 | | | | | | 12 |
| Moderate | 0 | 0 | 0 | | | | | | 0 |
| Non Low Moderate | 0 | 0 | 0 | | | | | | 0 |
| Total | 0 | 0 | 0 | | | | | | 18 |
| Percent Low/Mod | | | | | | | | | 100.0% |

Annual Accomplishments

| Years | Accomplishment Narrative | # Benefitting |
|--------------|---------------------------------|----------------------|
| 2023 | | |



U.S. Department of Housing and Urban Development
 Office of Community Planning and Development
 Integrated Disbursement and Information System
 CDBG Activity Summary Report (GPR) for Program Year 2023
 NEWTON

Date: 08-Jul-2024
 Time: 7:39
 Page: 81

PGM Year: 2023
Project: 0002 - Public Services
IDIS Activity: 3878 - Jewish Big Brothers & Big Sisters / Mentoring Initiatives
Status: Completed 6/28/2024 12:00:00 AM
Location: 333 Nahanton St Newton, MA 02459-3213
Objective: Create economic opportunities
Outcome: Availability/accessibility
Matrix Code: Youth Services (05D) **National Objective:** LMC

Activity to prevent, prepare for, and respond to Coronavirus: No

Initial Funding Date: 11/29/2023

Description:
 The JBBBS Children's Community Program for at-risk youth ages 6-18, and the Friend 2 Friend program for adults 18+ with disabilities, match adult volunteers with vulnerable individuals for 1:1 mentoring relationships.

Financing

| | Fund Type | Grant Year | Grant | Funded Amount | Drawn In Program Year | Drawn Thru Program Year |
|--------------|--------------|------------|-------------|--------------------|-----------------------|-------------------------|
| CDBG | EN | 2023 | B23MC250019 | \$10,000.00 | \$10,000.00 | \$10,000.00 |
| Total | Total | | | \$10,000.00 | \$10,000.00 | \$10,000.00 |

Proposed Accomplishments

People (General) : 59

Actual Accomplishments

Number assisted:

| | Owner | | Renter | | Total | | Person | |
|--|-------|----------|--------|----------|-------|----------|--------|----------|
| | Total | Hispanic | Total | Hispanic | Total | Hispanic | Total | Hispanic |
| White: | 0 | 0 | 0 | 0 | 0 | 0 | 28 | 4 |
| Black/African American: | 0 | 0 | 0 | 0 | 0 | 0 | 4 | 0 |
| Asian: | 0 | 0 | 0 | 0 | 0 | 0 | 2 | 0 |
| American Indian/Alaskan Native: | 0 | 0 | 0 | 0 | 0 | 0 | 0 | 0 |
| Native Hawaiian/Other Pacific Islander: | 0 | 0 | 0 | 0 | 0 | 0 | 0 | 0 |
| American Indian/Alaskan Native & White: | 0 | 0 | 0 | 0 | 0 | 0 | 0 | 0 |
| Asian White: | 0 | 0 | 0 | 0 | 0 | 0 | 0 | 0 |
| Black/African American & White: | 0 | 0 | 0 | 0 | 0 | 0 | 0 | 0 |
| American Indian/Alaskan Native & Black/African American: | 0 | 0 | 0 | 0 | 0 | 0 | 0 | 0 |
| Other multi-racial: | 0 | 0 | 0 | 0 | 0 | 0 | 12 | 0 |
| Asian/Pacific Islander: | 0 | 0 | 0 | 0 | 0 | 0 | 0 | 0 |
| Hispanic: | 0 | 0 | 0 | 0 | 0 | 0 | 0 | 0 |



U.S. Department of Housing and Urban Development
 Office of Community Planning and Development
 Integrated Disbursement and Information System
 CDBG Activity Summary Report (GPR) for Program Year 2023
 NEWTON

Date: 08-Jul-2024
 Time: 7:39
 Page: 82

| | | | | | | | | | |
|---------------------------|--------------|---------------|--------------|----------|----------|----------|-----------|----------|---------------|
| Total: | 0 | 0 | 0 | 0 | 0 | 0 | 46 | 4 | |
| Female-headed Households: | 0 | | 0 | | 0 | | | | |
| <i>Income Category:</i> | | | | | | | | | |
| | Owner | Renter | Total | | | | | | Person |
| Extremely Low | 0 | 0 | 0 | | | | | | 0 |
| Low Mod | 0 | 0 | 0 | | | | | | 28 |
| Moderate | 0 | 0 | 0 | | | | | | 0 |
| Non Low Moderate | 0 | 0 | 0 | | | | | | 18 |
| Total | 0 | 0 | 0 | | | | | | 46 |
| Percent Low/Mod | | | | | | | | | 60.9% |

Annual Accomplishments

| Years | Accomplishment Narrative | # Benefitting |
|--------------|---------------------------------|----------------------|
| 2023 | | |



U.S. Department of Housing and Urban Development
 Office of Community Planning and Development
 Integrated Disbursement and Information System
 CDBG Activity Summary Report (GPR) for Program Year 2023
 NEWTON

Date: 08-Jul-2024
 Time: 7:39
 Page: 83

PGM Year: 2023
Project: 0002 - Public Services
IDIS Activity: 3879 - 2Life Communities / Caring Choices and Wellness Nursing for Low-Income Seniors
Status: Completed 6/28/2024 12:00:00 AM
Location: 30 Wallingford Rd Brighton, MA 02135-4708
Objective: Create economic opportunities
Outcome: Availability/accessibility
Matrix Code: Senior Services (05A) **National Objective:** LMC

Activity to prevent, prepare for, and respond to Coronavirus: No

Initial Funding Date: 11/29/2023

Description:
 This project provides service coordination and wellness nursing services to low- and extremely low-income seniors living at Coleman House, a 2Life Community in Newton. It enables aging with dignity and greater independence.

Financing

| | Fund Type | Grant Year | Grant | Funded Amount | Drawn In Program Year | Drawn Thru Program Year |
|--------------|--------------|------------|-------------|--------------------|-----------------------|-------------------------|
| CDBG | EN | 2023 | B23MC250019 | \$15,000.00 | \$15,000.00 | \$15,000.00 |
| Total | Total | | | \$15,000.00 | \$15,000.00 | \$15,000.00 |

Proposed Accomplishments

People (General) : 175

Actual Accomplishments

Number assisted:

| | Owner | | Renter | | Total | | Person | |
|--|-------|----------|--------|----------|-------|----------|--------|----------|
| | Total | Hispanic | Total | Hispanic | Total | Hispanic | Total | Hispanic |
| White: | 0 | 0 | 0 | 0 | 0 | 0 | 76 | 0 |
| Black/African American: | 0 | 0 | 0 | 0 | 0 | 0 | 3 | 0 |
| Asian: | 0 | 0 | 0 | 0 | 0 | 0 | 5 | 0 |
| American Indian/Alaskan Native: | 0 | 0 | 0 | 0 | 0 | 0 | 0 | 0 |
| Native Hawaiian/Other Pacific Islander: | 0 | 0 | 0 | 0 | 0 | 0 | 0 | 0 |
| American Indian/Alaskan Native & White: | 0 | 0 | 0 | 0 | 0 | 0 | 0 | 0 |
| Asian White: | 0 | 0 | 0 | 0 | 0 | 0 | 0 | 0 |
| Black/African American & White: | 0 | 0 | 0 | 0 | 0 | 0 | 0 | 0 |
| American Indian/Alaskan Native & Black/African American: | 0 | 0 | 0 | 0 | 0 | 0 | 0 | 0 |
| Other multi-racial: | 0 | 0 | 0 | 0 | 0 | 0 | 0 | 0 |
| Asian/Pacific Islander: | 0 | 0 | 0 | 0 | 0 | 0 | 0 | 0 |
| Hispanic: | 0 | 0 | 0 | 0 | 0 | 0 | 0 | 0 |



U.S. Department of Housing and Urban Development
 Office of Community Planning and Development
 Integrated Disbursement and Information System
 CDBG Activity Summary Report (GPR) for Program Year 2023
 NEWTON

Date: 08-Jul-2024
 Time: 7:39
 Page: 84

| | | | | | | | | |
|---------------------------|----------|----------|----------|----------|----------|----------|-----------|----------|
| Total: | 0 | 0 | 0 | 0 | 0 | 0 | 84 | 0 |
| Female-headed Households: | 0 | | 0 | | 0 | | | |

| <i>Income Category:</i> | Owner | Renter | Total | Person |
|-------------------------|--------------|---------------|--------------|---------------|
| Extremely Low | 0 | 0 | 0 | 84 |
| Low Mod | 0 | 0 | 0 | 0 |
| Moderate | 0 | 0 | 0 | 0 |
| Non Low Moderate | 0 | 0 | 0 | 0 |
| Total | 0 | 0 | 0 | 84 |
| Percent Low/Mod | | | | 100.0% |

Annual Accomplishments

| Years | Accomplishment Narrative | # Benefiting |
|--------------|---------------------------------|---------------------|
| 2023 | | |



U.S. Department of Housing and Urban Development
 Office of Community Planning and Development
 Integrated Disbursement and Information System
 CDBG Activity Summary Report (GPR) for Program Year 2023
 NEWTON

Date: 08-Jul-2024
 Time: 7:39
 Page: 85

PGM Year: 2023
Project: 0002 - Public Services
IDIS Activity: 3880 - Jewish Family & Children's Service/ Stabilization & Recovery Services
Status: Completed 6/28/2024 12:00:00 AM
Location: 1430 Main St Waltham, MA 02451-1623
Objective: Create economic opportunities
Outcome: Availability/accessibility
Matrix Code: Facility for Persons with Disabilities
National Objective: LMC
 (03B)

Activity to prevent, prepare for, and respond to Coronavirus: No

Initial Funding Date: 11/29/2023

Description:

Using a supportive partnership model with a clinical case manager, Stabilization and Recovery Services will enable Newton residents with chronic mental illness and/or autism to meet their basic needs and achieve independence.

Financing

| | Fund Type | Grant Year | Grant | Funded Amount | Drawn In Program Year | Drawn Thru Program Year |
|--------------|--------------|------------|-------------|--------------------|-----------------------|-------------------------|
| CDBG | EN | 2023 | B23MC250019 | \$15,300.00 | \$15,300.00 | \$15,300.00 |
| Total | Total | | | \$15,300.00 | \$15,300.00 | \$15,300.00 |

Proposed Accomplishments

Public Facilities : 15

Actual Accomplishments

Number assisted:

| | Owner | | Renter | | Total | | Person | |
|--|-------|----------|--------|----------|-------|----------|--------|----------|
| | Total | Hispanic | Total | Hispanic | Total | Hispanic | Total | Hispanic |
| White: | 0 | 0 | 0 | 0 | 0 | 0 | 16 | 16 |
| Black/African American: | 0 | 0 | 0 | 0 | 0 | 0 | 0 | 0 |
| Asian: | 0 | 0 | 0 | 0 | 0 | 0 | 0 | 0 |
| American Indian/Alaskan Native: | 0 | 0 | 0 | 0 | 0 | 0 | 0 | 0 |
| Native Hawaiian/Other Pacific Islander: | 0 | 0 | 0 | 0 | 0 | 0 | 0 | 0 |
| American Indian/Alaskan Native & White: | 0 | 0 | 0 | 0 | 0 | 0 | 0 | 0 |
| Asian White: | 0 | 0 | 0 | 0 | 0 | 0 | 0 | 0 |
| Black/African American & White: | 0 | 0 | 0 | 0 | 0 | 0 | 0 | 0 |
| American Indian/Alaskan Native & Black/African American: | 0 | 0 | 0 | 0 | 0 | 0 | 0 | 0 |
| Other multi-racial: | 0 | 0 | 0 | 0 | 0 | 0 | 1 | 1 |
| Asian/Pacific Islander: | 0 | 0 | 0 | 0 | 0 | 0 | 0 | 0 |
| Hispanic: | 0 | 0 | 0 | 0 | 0 | 0 | 0 | 0 |



U.S. Department of Housing and Urban Development
 Office of Community Planning and Development
 Integrated Disbursement and Information System
 CDBG Activity Summary Report (GPR) for Program Year 2023
 NEWTON

Date: 08-Jul-2024
 Time: 7:39
 Page: 86

| | | | | | | | | | |
|---------------------------|--------------|---------------|--------------|----------|----------|----------|-----------|-----------|---------------|
| Total: | 0 | 0 | 0 | 0 | 0 | 0 | 17 | 17 | |
| Female-headed Households: | 0 | | 0 | | 0 | | | | |
| <i>Income Category:</i> | | | | | | | | | |
| | Owner | Renter | Total | | | | | | Person |
| Extremely Low | 0 | 0 | 0 | | | | | | 17 |
| Low Mod | 0 | 0 | 0 | | | | | | 0 |
| Moderate | 0 | 0 | 0 | | | | | | 0 |
| Non Low Moderate | 0 | 0 | 0 | | | | | | 0 |
| Total | 0 | 0 | 0 | | | | | | 17 |
| Percent Low/Mod | | | | | | | | | 100.0% |

Annual Accomplishments

| Years | Accomplishment Narrative | # Benefitting |
|--------------|---------------------------------|----------------------|
| 2023 | | |



U.S. Department of Housing and Urban Development
 Office of Community Planning and Development
 Integrated Disbursement and Information System
 CDBG Activity Summary Report (GPR) for Program Year 2023
 NEWTON

Date: 08-Jul-2024
 Time: 7:39
 Page: 87

PGM Year: 2023
Project: 0002 - Public Services
IDIS Activity: 3881 - NCDF Resident Services Program
Status: Completed 6/28/2024 12:00:00 AM
Location: 425 Watertown St Newton, MA 02458-1131
Objective: Create economic opportunities
Outcome: Availability/accessibility
Matrix Code: Senior Services (05A) **National Objective:** LMC

Activity to prevent, prepare for, and respond to Coronavirus: No

Initial Funding Date: 11/29/2023

Description:
 NCDF Resident Services supports and enhances the lives of our most vulnerable residents of all ages youth, families, seniors, adults living with disabilities through programs and services that encourage self-sufficiency,

Financing

| | Fund Type | Grant Year | Grant | Funded Amount | Drawn In Program Year | Drawn Thru Program Year |
|--------------|--------------|------------|-------------|--------------------|-----------------------|-------------------------|
| CDBG | EN | 2023 | B23MC250019 | \$35,000.00 | \$35,000.00 | \$35,000.00 |
| Total | Total | | | \$35,000.00 | \$35,000.00 | \$35,000.00 |

Proposed Accomplishments

People (General) : 419

Actual Accomplishments

Number assisted:

| | Owner | | Renter | | Total | | Person | |
|--|-------|----------|--------|----------|-------|----------|--------|----------|
| | Total | Hispanic | Total | Hispanic | Total | Hispanic | Total | Hispanic |
| White: | 0 | 0 | 0 | 0 | 0 | 0 | 261 | 62 |
| Black/African American: | 0 | 0 | 0 | 0 | 0 | 0 | 136 | 4 |
| Asian: | 0 | 0 | 0 | 0 | 0 | 0 | 38 | 0 |
| American Indian/Alaskan Native: | 0 | 0 | 0 | 0 | 0 | 0 | 3 | 0 |
| Native Hawaiian/Other Pacific Islander: | 0 | 0 | 0 | 0 | 0 | 0 | 0 | 0 |
| American Indian/Alaskan Native & White: | 0 | 0 | 0 | 0 | 0 | 0 | 0 | 0 |
| Asian White: | 0 | 0 | 0 | 0 | 0 | 0 | 0 | 0 |
| Black/African American & White: | 0 | 0 | 0 | 0 | 0 | 0 | 0 | 0 |
| American Indian/Alaskan Native & Black/African American: | 0 | 0 | 0 | 0 | 0 | 0 | 0 | 0 |
| Other multi-racial: | 0 | 0 | 0 | 0 | 0 | 0 | 0 | 0 |
| Asian/Pacific Islander: | 0 | 0 | 0 | 0 | 0 | 0 | 0 | 0 |
| Hispanic: | 0 | 0 | 0 | 0 | 0 | 0 | 0 | 0 |



U.S. Department of Housing and Urban Development
 Office of Community Planning and Development
 Integrated Disbursement and Information System
 CDBG Activity Summary Report (GPR) for Program Year 2023
 NEWTON

Date: 08-Jul-2024
 Time: 7:39
 Page: 88

| | | | | | | | | |
|---------------------------|--------------|---------------|--------------|---------------|----------|----------|------------|-----------|
| Total: | 0 | 0 | 0 | 0 | 0 | 0 | 438 | 66 |
| Female-headed Households: | 0 | | 0 | | 0 | | | |
| <i>Income Category:</i> | | | | | | | | |
| | Owner | Renter | Total | Person | | | | |
| Extremely Low | 0 | 0 | 0 | 287 | | | | |
| Low Mod | 0 | 0 | 0 | 92 | | | | |
| Moderate | 0 | 0 | 0 | 47 | | | | |
| Non Low Moderate | 0 | 0 | 0 | 12 | | | | |
| Total | 0 | 0 | 0 | 438 | | | | |
| Percent Low/Mod | | | | 97.3% | | | | |

Annual Accomplishments

| Years | Accomplishment Narrative | # Benefitting |
|--------------|---------------------------------|----------------------|
| 2023 | | |



U.S. Department of Housing and Urban Development
 Office of Community Planning and Development
 Integrated Disbursement and Information System
 CDBG Activity Summary Report (GPR) for Program Year 2023
 NEWTON

Date: 08-Jul-2024
 Time: 7:39
 Page: 89

PGM Year: 2023
Project: 0002 - Public Services
IDIS Activity: 3882 - Newton Housing Authority- Resident Services Program
Status: Completed 6/28/2024 12:00:00 AM
Location: 82 Lincoln St Newton Highlands, MA 02461-1551
Objective: Create economic opportunities
Outcome: Availability/accessibility
Matrix Code: Senior Services (05A) **National Objective:** LMC

Activity to prevent, prepare for, and respond to Coronavirus: No

Initial Funding Date: 11/29/2023

Description:

The Newton Housing Authority (NHA) Resident Services Department provides supportive services and group programming opportunities for low-income older adults, persons with disabilities, and family residents.

Financing

| | Fund Type | Grant Year | Grant | Funded Amount | Drawn In Program Year | Drawn Thru Program Year |
|--------------|--------------|------------|-------------|--------------------|-----------------------|-------------------------|
| CDBG | EN | 2023 | B23MC250019 | \$35,000.00 | \$35,000.00 | \$35,000.00 |
| Total | Total | | | \$35,000.00 | \$35,000.00 | \$35,000.00 |

Proposed Accomplishments

People (General) : 890

Actual Accomplishments

Number assisted:

| | Owner | | Renter | | Total | | Person | |
|--|-------|----------|--------|----------|-------|----------|--------|----------|
| | Total | Hispanic | Total | Hispanic | Total | Hispanic | Total | Hispanic |
| White: | 0 | 0 | 0 | 0 | 0 | 0 | 158 | 0 |
| Black/African American: | 0 | 0 | 0 | 0 | 0 | 0 | 32 | 3 |
| Asian: | 0 | 0 | 0 | 0 | 0 | 0 | 43 | 0 |
| American Indian/Alaskan Native: | 0 | 0 | 0 | 0 | 0 | 0 | 0 | 0 |
| Native Hawaiian/Other Pacific Islander: | 0 | 0 | 0 | 0 | 0 | 0 | 0 | 0 |
| American Indian/Alaskan Native & White: | 0 | 0 | 0 | 0 | 0 | 0 | 0 | 0 |
| Asian White: | 0 | 0 | 0 | 0 | 0 | 0 | 0 | 0 |
| Black/African American & White: | 0 | 0 | 0 | 0 | 0 | 0 | 0 | 0 |
| American Indian/Alaskan Native & Black/African American: | 0 | 0 | 0 | 0 | 0 | 0 | 0 | 0 |
| Other multi-racial: | 0 | 0 | 0 | 0 | 0 | 0 | 5 | 5 |
| Asian/Pacific Islander: | 0 | 0 | 0 | 0 | 0 | 0 | 0 | 0 |
| Hispanic: | 0 | 0 | 0 | 0 | 0 | 0 | 0 | 0 |



U.S. Department of Housing and Urban Development
 Office of Community Planning and Development
 Integrated Disbursement and Information System
 CDBG Activity Summary Report (GPR) for Program Year 2023
 NEWTON

Date: 08-Jul-2024
 Time: 7:39
 Page: 90

| | | | | | | | | |
|---------------------------|----------|----------|----------|----------|----------|----------|------------|----------|
| Total: | 0 | 0 | 0 | 0 | 0 | 0 | 238 | 8 |
| Female-headed Households: | 0 | | 0 | | 0 | | | |

Income Category:

| | Owner | Renter | Total | Person |
|------------------|-------|--------|-------|--------|
| Extremely Low | 0 | 0 | 0 | 238 |
| Low Mod | 0 | 0 | 0 | 0 |
| Moderate | 0 | 0 | 0 | 0 |
| Non Low Moderate | 0 | 0 | 0 | 0 |
| Total | 0 | 0 | 0 | 238 |
| Percent Low/Mod | | | | 100.0% |

Annual Accomplishments

| Years | Accomplishment Narrative | # Benefiting |
|-------|--------------------------|--------------|
| 2024 | | |



U.S. Department of Housing and Urban Development
 Office of Community Planning and Development
 Integrated Disbursement and Information System
 CDBG Activity Summary Report (GPR) for Program Year 2023
 NEWTON

Date: 08-Jul-2024
 Time: 7:39
 Page: 91

PGM Year: 2023
Project: 0002 - Public Services
IDIS Activity: 3883 - Plowshares Education Development Center / Tuition Assistance for Preschool and After School
Status: Completed 6/28/2024 12:00:00 AM
Location: 457 Walnut St Newtonville, MA 02460-2224
Objective: Create economic opportunities
Outcome: Availability/accessibility
Matrix Code: Youth Services (05D)
National Objective: LMC

Activity to prevent, prepare for, and respond to Coronavirus: No

Initial Funding Date: 11/29/2023

Description:

Provide tuition assistance to low/moderate income qualifying families to enable dependent children to attend high quality early education and care at any of our 3 sites while guardians work, attend school or need support.

Financing

| | Fund Type | Grant Year | Grant | Funded Amount | Drawn In Program Year | Drawn Thru Program Year |
|--------------|--------------|------------|-------------|--------------------|-----------------------|-------------------------|
| CDBG | EN | 2023 | B23MC250019 | \$11,000.00 | \$11,000.00 | \$11,000.00 |
| Total | Total | | | \$11,000.00 | \$11,000.00 | \$11,000.00 |

Proposed Accomplishments

People (General) : 14

Actual Accomplishments

Number assisted:

| | Owner | | Renter | | Total | | Person | |
|--|-------|----------|--------|----------|-------|----------|--------|----------|
| | Total | Hispanic | Total | Hispanic | Total | Hispanic | Total | Hispanic |
| White: | 0 | 0 | 0 | 0 | 0 | 0 | 6 | 3 |
| Black/African American: | 0 | 0 | 0 | 0 | 0 | 0 | 1 | 0 |
| Asian: | 0 | 0 | 0 | 0 | 0 | 0 | 1 | 0 |
| American Indian/Alaskan Native: | 0 | 0 | 0 | 0 | 0 | 0 | 0 | 0 |
| Native Hawaiian/Other Pacific Islander: | 0 | 0 | 0 | 0 | 0 | 0 | 0 | 0 |
| American Indian/Alaskan Native & White: | 0 | 0 | 0 | 0 | 0 | 0 | 0 | 0 |
| Asian White: | 0 | 0 | 0 | 0 | 0 | 0 | 0 | 0 |
| Black/African American & White: | 0 | 0 | 0 | 0 | 0 | 0 | 0 | 0 |
| American Indian/Alaskan Native & Black/African American: | 0 | 0 | 0 | 0 | 0 | 0 | 0 | 0 |
| Other multi-racial: | 0 | 0 | 0 | 0 | 0 | 0 | 0 | 0 |
| Asian/Pacific Islander: | 0 | 0 | 0 | 0 | 0 | 0 | 0 | 0 |
| Hispanic: | 0 | 0 | 0 | 0 | 0 | 0 | 0 | 0 |



U.S. Department of Housing and Urban Development
 Office of Community Planning and Development
 Integrated Disbursement and Information System
 CDBG Activity Summary Report (GPR) for Program Year 2023
 NEWTON

Date: 08-Jul-2024
 Time: 7:39
 Page: 92

| | | | | | | | | |
|---------------------------|--------------|---------------|--------------|---------------|----------|----------|----------|----------|
| Total: | 0 | 0 | 0 | 0 | 0 | 0 | 8 | 3 |
| Female-headed Households: | 0 | | 0 | | 0 | | | |
| <i>Income Category:</i> | | | | | | | | |
| | Owner | Renter | Total | Person | | | | |
| Extremely Low | 0 | 0 | 0 | 1 | | | | |
| Low Mod | 0 | 0 | 0 | 6 | | | | |
| Moderate | 0 | 0 | 0 | 1 | | | | |
| Non Low Moderate | 0 | 0 | 0 | 0 | | | | |
| Total | 0 | 0 | 0 | 8 | | | | |
| Percent Low/Mod | | | | 100.0% | | | | |

Annual Accomplishments

| Years | Accomplishment Narrative | # Benefitting |
|--------------|---------------------------------|----------------------|
| 2023 | | |



U.S. Department of Housing and Urban Development
 Office of Community Planning and Development
 Integrated Disbursement and Information System
 CDBG Activity Summary Report (GPR) for Program Year 2023
 NEWTON

Date: 08-Jul-2024
 Time: 7:39
 Page: 93

PGM Year: 2023
Project: 0002 - Public Services
IDIS Activity: 3884 - Pathway to Possible

Status: Completed 6/28/2024 12:00:00 AM
Location: 1301 Centre St Newton, MA 02459-2448
Objective: Create economic opportunities
Outcome: Availability/accessibility
Matrix Code: Services for Persons with Disabilities
National Objective: LMC
 (05B)

Activity to prevent, prepare for, and respond to Coronavirus: No

Initial Funding Date: 11/29/2023

Description:
 Pathway to Possible is respectfully requesting funding to support our Clinical Social Worker, Rosalyn Mamlak, to ensure the continued well-being and mental health of our residents through our growing social work program.

Financing

| | Fund Type | Grant Year | Grant | Funded Amount | Drawn In Program Year | Drawn Thru Program Year |
|--------------|--------------|------------|-------------|--------------------|-----------------------|-------------------------|
| CDBG | EN | 2023 | B23MC250019 | \$10,000.00 | \$10,000.00 | \$10,000.00 |
| Total | Total | | | \$10,000.00 | \$10,000.00 | \$10,000.00 |

Proposed Accomplishments

People (General) : 37

Actual Accomplishments

Number assisted:

| | Owner | | Renter | | Total | | Person | |
|--|-------|----------|--------|----------|-------|----------|--------|----------|
| | Total | Hispanic | Total | Hispanic | Total | Hispanic | Total | Hispanic |
| White: | 0 | 0 | 0 | 0 | 0 | 0 | 34 | 0 |
| Black/African American: | 0 | 0 | 0 | 0 | 0 | 0 | 0 | 0 |
| Asian: | 0 | 0 | 0 | 0 | 0 | 0 | 1 | 0 |
| American Indian/Alaskan Native: | 0 | 0 | 0 | 0 | 0 | 0 | 0 | 0 |
| Native Hawaiian/Other Pacific Islander: | 0 | 0 | 0 | 0 | 0 | 0 | 0 | 0 |
| American Indian/Alaskan Native & White: | 0 | 0 | 0 | 0 | 0 | 0 | 0 | 0 |
| Asian White: | 0 | 0 | 0 | 0 | 0 | 0 | 0 | 0 |
| Black/African American & White: | 0 | 0 | 0 | 0 | 0 | 0 | 0 | 0 |
| American Indian/Alaskan Native & Black/African American: | 0 | 0 | 0 | 0 | 0 | 0 | 0 | 0 |
| Other multi-racial: | 0 | 0 | 0 | 0 | 0 | 0 | 0 | 0 |
| Asian/Pacific Islander: | 0 | 0 | 0 | 0 | 0 | 0 | 0 | 0 |
| Hispanic: | 0 | 0 | 0 | 0 | 0 | 0 | 0 | 0 |



U.S. Department of Housing and Urban Development
 Office of Community Planning and Development
 Integrated Disbursement and Information System
 CDBG Activity Summary Report (GPR) for Program Year 2023
 NEWTON

Date: 08-Jul-2024
 Time: 7:39
 Page: 94

| | | | | | | | | |
|---------------------------|----------|----------|----------|----------|----------|----------|-----------|----------|
| Total: | 0 | 0 | 0 | 0 | 0 | 0 | 35 | 0 |
| Female-headed Households: | 0 | | 0 | | 0 | | | |

Income Category:

| | Owner | Renter | Total | Person |
|------------------|--------------|---------------|--------------|---------------|
| Extremely Low | 0 | 0 | 0 | 35 |
| Low Mod | 0 | 0 | 0 | 0 |
| Moderate | 0 | 0 | 0 | 0 |
| Non Low Moderate | 0 | 0 | 0 | 0 |
| Total | 0 | 0 | 0 | 35 |
| Percent Low/Mod | | | | 100.0% |

Annual Accomplishments

| Years | Accomplishment Narrative | # Benefitting |
|--------------|---------------------------------|----------------------|
| 2023 | | |



U.S. Department of Housing and Urban Development
 Office of Community Planning and Development
 Integrated Disbursement and Information System
 CDBG Activity Summary Report (GPR) for Program Year 2023
 NEWTON

Date: 08-Jul-2024
 Time: 7:39
 Page: 95

PGM Year: 2023
Project: 0002 - Public Services
IDIS Activity: 3885 - Riverside Community Care / Mental Health Services Promoting Economic Mobility
Status: Completed 6/28/2024 12:00:00 AM
Location: 270 Bridge St Dedham, MA 02026-1798
Objective: Create economic opportunities
Outcome: Availability/accessibility
Matrix Code: Services for Persons with Disabilities
National Objective: LMC
 (05B)

Activity to prevent, prepare for, and respond to Coronavirus: No

Initial Funding Date: 11/29/2023

Description:

Riverside Outpatient Center at Newton will provide behavioral health, substance use and care coordination services to vulnerable, low-income Newton residents in order to improve their health and well being.

Financing

| | Fund Type | Grant Year | Grant | Funded Amount | Drawn In Program Year | Drawn Thru Program Year |
|--------------|--------------|------------|-------------|--------------------|-----------------------|-------------------------|
| CDBG | EN | 2023 | B23MC250019 | \$21,700.00 | \$21,700.00 | \$21,700.00 |
| Total | Total | | | \$21,700.00 | \$21,700.00 | \$21,700.00 |

Proposed Accomplishments

People (General) : 350

Actual Accomplishments

Number assisted:

| | Owner | | Renter | | Total | | Person | |
|--|-------|----------|--------|----------|-------|----------|--------|----------|
| | Total | Hispanic | Total | Hispanic | Total | Hispanic | Total | Hispanic |
| White: | 0 | 0 | 0 | 0 | 0 | 0 | 178 | 9 |
| Black/African American: | 0 | 0 | 0 | 0 | 0 | 0 | 23 | 2 |
| Asian: | 0 | 0 | 0 | 0 | 0 | 0 | 19 | 0 |
| American Indian/Alaskan Native: | 0 | 0 | 0 | 0 | 0 | 0 | 1 | 0 |
| Native Hawaiian/Other Pacific Islander: | 0 | 0 | 0 | 0 | 0 | 0 | 0 | 0 |
| American Indian/Alaskan Native & White: | 0 | 0 | 0 | 0 | 0 | 0 | 0 | 0 |
| Asian White: | 0 | 0 | 0 | 0 | 0 | 0 | 5 | 0 |
| Black/African American & White: | 0 | 0 | 0 | 0 | 0 | 0 | 5 | 0 |
| American Indian/Alaskan Native & Black/African American: | 0 | 0 | 0 | 0 | 0 | 0 | 0 | 0 |
| Other multi-racial: | 0 | 0 | 0 | 0 | 0 | 0 | 18 | 18 |
| Asian/Pacific Islander: | 0 | 0 | 0 | 0 | 0 | 0 | 0 | 0 |
| Hispanic: | 0 | 0 | 0 | 0 | 0 | 0 | 0 | 0 |



U.S. Department of Housing and Urban Development
 Office of Community Planning and Development
 Integrated Disbursement and Information System
 CDBG Activity Summary Report (GPR) for Program Year 2023
 NEWTON

Date: 08-Jul-2024
 Time: 7:39
 Page: 96

| | | | | | | | | | |
|---------------------------|--------------|---------------|--------------|----------|----------|----------|------------|-----------|---------------|
| Total: | 0 | 0 | 0 | 0 | 0 | 0 | 249 | 29 | |
| Female-headed Households: | 0 | | 0 | | 0 | | | | |
| <i>Income Category:</i> | | | | | | | | | |
| | Owner | Renter | Total | | | | | | Person |
| Extremely Low | 0 | 0 | 0 | | | | | | 36 |
| Low Mod | 0 | 0 | 0 | | | | | | 37 |
| Moderate | 0 | 0 | 0 | | | | | | 45 |
| Non Low Moderate | 0 | 0 | 0 | | | | | | 131 |
| Total | 0 | 0 | 0 | | | | | | 249 |
| Percent Low/Mod | | | | | | | | | 47.4% |

Annual Accomplishments

| Years | Accomplishment Narrative | # Benefitting |
|--------------|---------------------------------|----------------------|
| 2023 | | |



U.S. Department of Housing and Urban Development
 Office of Community Planning and Development
 Integrated Disbursement and Information System
 CDBG Activity Summary Report (GPR) for Program Year 2023
 NEWTON

Date: 08-Jul-2024
 Time: 7:39
 Page: 97

PGM Year: 2023
Project: 0002 - Public Services
IDIS Activity: 3886 - The Second Step / Residential and Community Programs for Survivors of Domestic Violence
Status: Completed 6/28/2024 12:00:00 AM
Location: Address Suppressed
Objective: Create economic opportunities
Outcome: Availability/accessibility
Matrix Code: Services for victims of domestic violence, dating violence, sexual assault or stalking (05G)
National Objective: LMC

Activity to prevent, prepare for, and respond to Coronavirus: No

Initial Funding Date: 11/29/2023

Description:

This program aims to provide supportive services, such as case management, support and educational groups, and outreach, to adult survivors of DV within our community with the goal of promoting safety and self-sufficiency.

Financing

| | Fund Type | Grant Year | Grant | Funded Amount | Drawn In Program Year | Drawn Thru Program Year |
|--------------|--------------|------------|-------------|--------------------|-----------------------|-------------------------|
| CDBG | EN | 2023 | B23MC250019 | \$4,656.85 | \$1,589.81 | \$1,589.81 |
| | PI | | | \$30,057.00 | \$25,165.71 | \$25,165.71 |
| Total | Total | | | \$34,713.85 | \$26,755.52 | \$26,755.52 |

Proposed Accomplishments

People (General) : 150

Actual Accomplishments

Number assisted:

| | Owner | | Renter | | Total | | Person | |
|--|-------|----------|--------|----------|-------|----------|--------|----------|
| | Total | Hispanic | Total | Hispanic | Total | Hispanic | Total | Hispanic |
| White: | 0 | 0 | 0 | 0 | 0 | 0 | 16 | 3 |
| Black/African American: | 0 | 0 | 0 | 0 | 0 | 0 | 6 | 0 |
| Asian: | 0 | 0 | 0 | 0 | 0 | 0 | 4 | 0 |
| American Indian/Alaskan Native: | 0 | 0 | 0 | 0 | 0 | 0 | 1 | 0 |
| Native Hawaiian/Other Pacific Islander: | 0 | 0 | 0 | 0 | 0 | 0 | 0 | 0 |
| American Indian/Alaskan Native & White: | 0 | 0 | 0 | 0 | 0 | 0 | 0 | 0 |
| Asian White: | 0 | 0 | 0 | 0 | 0 | 0 | 0 | 0 |
| Black/African American & White: | 0 | 0 | 0 | 0 | 0 | 0 | 0 | 0 |
| American Indian/Alaskan Native & Black/African American: | 0 | 0 | 0 | 0 | 0 | 0 | 0 | 0 |
| Other multi-racial: | 0 | 0 | 0 | 0 | 0 | 0 | 14 | 1 |
| Asian/Pacific Islander: | 0 | 0 | 0 | 0 | 0 | 0 | 0 | 0 |



U.S. Department of Housing and Urban Development
 Office of Community Planning and Development
 Integrated Disbursement and Information System
 CDBG Activity Summary Report (GPR) for Program Year 2023
 NEWTON

Date: 08-Jul-2024
 Time: 7:39
 Page: 98

| | | | | | | | | | |
|---------------|----------|----------|----------|----------|----------|----------|----------|-----------|----------|
| Hispanic: | 0 | 0 | 0 | 0 | 0 | 0 | 0 | 0 | 0 |
| Total: | 0 | 0 | 0 | 0 | 0 | 0 | 0 | 41 | 4 |

Female-headed Households: 0 0 0 0

Income Category:

| | Owner | Renter | Total | Person |
|------------------|-------|--------|-------|--------|
| Extremely Low | 0 | 0 | 0 | 0 |
| Low Mod | 0 | 0 | 0 | 41 |
| Moderate | 0 | 0 | 0 | 0 |
| Non Low Moderate | 0 | 0 | 0 | 0 |
| Total | 0 | 0 | 0 | 41 |
| Percent Low/Mod | | | | 100.0% |

Annual Accomplishments

| Years | Accomplishment Narrative | # Benefiting |
|-------|--------------------------|--------------|
| 2023 | | |



U.S. Department of Housing and Urban Development
 Office of Community Planning and Development
 Integrated Disbursement and Information System
 CDBG Activity Summary Report (GPR) for Program Year 2023
 NEWTON

Date: 08-Jul-2024
 Time: 7:39
 Page: 99

PGM Year: 2023
Project: 0002 - Public Services
IDIS Activity: 3887 - Dept. of Parks & Recreation - Financial Aid for Youth Summer Camp
Status: Completed 6/28/2024 12:00:00 AM **Objective:** Create economic opportunities
Location: 246 Dudley Rd Newton, MA 02459-2828 **Outcome:** Availability/accessibility
 Matrix Code: Youth Services (05D) **National Objective:** LMC

Activity to prevent, prepare for, and respond to Coronavirus: No

Initial Funding Date: 11/29/2023

Description:

This grant will allow us to provide scholarships to low-income residents for camps and programs run during the summer and school vacation weeks.

Financing

| | Fund Type | Grant Year | Grant | Funded Amount | Drawn In Program Year | Drawn Thru Program Year |
|--------------|--------------|------------|-------------|--------------------|-----------------------|-------------------------|
| CDBG | EN | 2023 | B23MC250019 | \$14,900.00 | \$14,900.00 | \$14,900.00 |
| Total | Total | | | \$14,900.00 | \$14,900.00 | \$14,900.00 |

Proposed Accomplishments

People (General) : 35

Actual Accomplishments

Number assisted:

| | Owner | | Renter | | Total | | Person | |
|--|----------|----------|----------|----------|----------|----------|-----------|----------|
| | Total | Hispanic | Total | Hispanic | Total | Hispanic | Total | Hispanic |
| White: | 0 | 0 | 0 | 0 | 0 | 0 | 33 | 0 |
| Black/African American: | 0 | 0 | 0 | 0 | 0 | 0 | 4 | 0 |
| Asian: | 0 | 0 | 0 | 0 | 0 | 0 | 13 | 0 |
| American Indian/Alaskan Native: | 0 | 0 | 0 | 0 | 0 | 0 | 0 | 0 |
| Native Hawaiian/Other Pacific Islander: | 0 | 0 | 0 | 0 | 0 | 0 | 0 | 0 |
| American Indian/Alaskan Native & White: | 0 | 0 | 0 | 0 | 0 | 0 | 0 | 0 |
| Asian White: | 0 | 0 | 0 | 0 | 0 | 0 | 0 | 0 |
| Black/African American & White: | 0 | 0 | 0 | 0 | 0 | 0 | 0 | 0 |
| American Indian/Alaskan Native & Black/African American: | 0 | 0 | 0 | 0 | 0 | 0 | 0 | 0 |
| Other multi-racial: | 0 | 0 | 0 | 0 | 0 | 0 | 1 | 0 |
| Asian/Pacific Islander: | 0 | 0 | 0 | 0 | 0 | 0 | 0 | 0 |
| Hispanic: | 0 | 0 | 0 | 0 | 0 | 0 | 0 | 0 |
| Total: | 0 | 0 | 0 | 0 | 0 | 0 | 51 | 0 |



U.S. Department of Housing and Urban Development
 Office of Community Planning and Development
 Integrated Disbursement and Information System
 CDBG Activity Summary Report (GPR) for Program Year 2023
 NEWTON

Date: 08-Jul-2024
 Time: 7:39
 Page: 100

Female-headed Households: 0 0 0

Income Category:

| | Owner | Renter | Total | Person |
|------------------|--------------|---------------|--------------|---------------|
| Extremely Low | 0 | 0 | 0 | 27 |
| Low Mod | 0 | 0 | 0 | 17 |
| Moderate | 0 | 0 | 0 | 7 |
| Non Low Moderate | 0 | 0 | 0 | 0 |
| Total | 0 | 0 | 0 | 51 |
| Percent Low/Mod | 100.0% | | | |

Annual Accomplishments

| Years | Accomplishment Narrative | # Benefitting |
|--------------|---------------------------------|----------------------|
| 2023 | | |



U.S. Department of Housing and Urban Development
 Office of Community Planning and Development
 Integrated Disbursement and Information System
 CDBG Activity Summary Report (GPR) for Program Year 2023
 NEWTON

Date: 08-Jul-2024
 Time: 7:39
 Page: 101

PGM Year: 2023
Project: 0002 - Public Services
IDIS Activity: 3888 - Citizen Participation
 Status: Open
 Location: ,
 Objective:
 Outcome:
 Matrix Code: Public Information (21C)
 National Objective:

Activity to prevent, prepare for, and respond to Coronavirus: No

Initial Funding Date: 11/27/2023

Description:
 Funds for activities to enhance citizen participation

Financing

| | Fund Type | Grant Year | Grant | Funded Amount | Drawn In Program Year | Drawn Thru Program Year |
|--------------|--------------|------------|-------------|-------------------|-----------------------|-------------------------|
| CDBG | EN | 2023 | B23MC250019 | \$1,250.00 | \$1,232.75 | \$1,232.75 |
| Total | Total | | | \$1,250.00 | \$1,232.75 | \$1,232.75 |

Proposed Accomplishments

Actual Accomplishments

Number assisted:

| | Owner | | Renter | | Total | | Person | |
|--|----------|----------|----------|----------|----------|----------|----------|----------|
| | Total | Hispanic | Total | Hispanic | Total | Hispanic | Total | Hispanic |
| White: | | | | | 0 | 0 | | |
| Black/African American: | | | | | 0 | 0 | | |
| Asian: | | | | | 0 | 0 | | |
| American Indian/Alaskan Native: | | | | | 0 | 0 | | |
| Native Hawaiian/Other Pacific Islander: | | | | | 0 | 0 | | |
| American Indian/Alaskan Native & White: | | | | | 0 | 0 | | |
| Asian White: | | | | | 0 | 0 | | |
| Black/African American & White: | | | | | 0 | 0 | | |
| American Indian/Alaskan Native & Black/African American: | | | | | 0 | 0 | | |
| Other multi-racial: | | | | | 0 | 0 | | |
| Asian/Pacific Islander: | | | | | 0 | 0 | | |
| Hispanic: | | | | | 0 | 0 | | |
| Total: | 0 | 0 | 0 | 0 | 0 | 0 | 0 | 0 |

Female-headed Households: 199



U.S. Department of Housing and Urban Development
Office of Community Planning and Development
Integrated Disbursement and Information System
CDBG Activity Summary Report (GPR) for Program Year 2023
NEWTON

Date: 08-Jul-2024
Time: 7:39
Page: 102

Income Category:

| | Owner | Renter | Total | Person |
|------------------|--------------|---------------|--------------|---------------|
| Extremely Low | | | 0 | |
| Low Mod | | | 0 | |
| Moderate | | | 0 | |
| Non Low Moderate | | | 0 | |
| Total | 0 | 0 | 0 | 0 |
| Percent Low/Mod | | | | |

Annual Accomplishments

No data returned for this view. This might be because the applied filter excludes all data.



U.S. Department of Housing and Urban Development
 Office of Community Planning and Development
 Integrated Disbursement and Information System
 CDBG Activity Summary Report (GPR) for Program Year 2023
 NEWTON

Date: 08-Jul-2024
 Time: 7:39
 Page: 103

PGM Year: 2023
Project: 0002 - Public Services
IDIS Activity: 3889 - Contingencies

Status: Open
 Location: 1000 Commonwealth Ave Newton, MA 02459-1449

Objective: Create economic opportunities
 Outcome: Sustainability
 Matrix Code: Other Public Improvements Not Listed
 National Objective: LMC
 in 03A-03S (03Z)

Activity to prevent, prepare for, and respond to Coronavirus: No

Initial Funding Date: 06/28/2024

Description:
 Contingency Pool for cost overruns for Access and Housing projects- expenditures and accomplishments to be reported in other activities.

Financing

| | Fund Type | Grant Year | Grant | Funded Amount | Drawn In Program Year | Drawn Thru Program Year |
|--------------|--------------|------------|-------------|-----------------|-----------------------|-------------------------|
| CDBG | EN | 2023 | B23MC250019 | \$286.15 | \$0.00 | \$0.00 |
| Total | Total | | | \$286.15 | \$0.00 | \$0.00 |

Proposed Accomplishments

People (General) : 1

Actual Accomplishments

Number assisted:

| | Owner | | Renter | | Total | | Person | |
|--|----------|----------|----------|----------|----------|----------|----------|----------|
| | Total | Hispanic | Total | Hispanic | Total | Hispanic | Total | Hispanic |
| White: | 0 | 0 | 0 | 0 | 0 | 0 | | 0 |
| Black/African American: | 0 | 0 | 0 | 0 | 0 | 0 | 0 | 0 |
| Asian: | 0 | 0 | 0 | 0 | 0 | 0 | 0 | 0 |
| American Indian/Alaskan Native: | 0 | 0 | 0 | 0 | 0 | 0 | 0 | 0 |
| Native Hawaiian/Other Pacific Islander: | 0 | 0 | 0 | 0 | 0 | 0 | 0 | 0 |
| American Indian/Alaskan Native & White: | 0 | 0 | 0 | 0 | 0 | 0 | 0 | 0 |
| Asian White: | 0 | 0 | 0 | 0 | 0 | 0 | 0 | 0 |
| Black/African American & White: | 0 | 0 | 0 | 0 | 0 | 0 | 0 | 0 |
| American Indian/Alaskan Native & Black/African American: | 0 | 0 | 0 | 0 | 0 | 0 | 0 | 0 |
| Other multi-racial: | 0 | 0 | 0 | 0 | 0 | 0 | 0 | 0 |
| Asian/Pacific Islander: | 0 | 0 | 0 | 0 | 0 | 0 | 0 | 0 |
| Hispanic: | 0 | 0 | 0 | 0 | 0 | 0 | 0 | 0 |
| Total: | 0 | 0 | 0 | 0 | 0 | 0 | 0 | 0 |



U.S. Department of Housing and Urban Development
 Office of Community Planning and Development
 Integrated Disbursement and Information System
 CDBG Activity Summary Report (GPR) for Program Year 2023
 NEWTON

Date: 08-Jul-2024
 Time: 7:39
 Page: 104

Female-headed Households: 0 0 0

Income Category:

| | Owner | Renter | Total | Person |
|------------------|--------------|---------------|--------------|---------------|
| Extremely Low | 0 | 0 | 0 | 0 |
| Low Mod | 0 | 0 | 0 | 0 |
| Moderate | 0 | 0 | 0 | 0 |
| Non Low Moderate | 0 | 0 | 0 | 0 |
| Total | 0 | 0 | 0 | 0 |

Percent Low/Mod

Annual Accomplishments

No data returned for this view. This might be because the applied filter excludes all data.



U.S. Department of Housing and Urban Development
 Office of Community Planning and Development
 Integrated Disbursement and Information System
 CDBG Activity Summary Report (GPR) for Program Year 2023
 NEWTON

Date: 08-Jul-2024
 Time: 7:39
 Page: 105

PGM Year: 2023
Project: 0002 - Public Services
IDIS Activity: 3894 - Cousens Fund- Emergency Payments for Families in Crisis
Status: Completed 6/28/2024 12:00:00 AM **Objective:** Create economic opportunities
Location: 1000 Commonwealth Ave Newton, MA 02459-1449 **Outcome:** Affordability
Matrix Code: Subsistence Payment (05Q) **National Objective:** LMC

Activity to prevent, prepare for, and respond to Coronavirus: No

Initial Funding Date: 11/29/2023

Description:
 Emergency Grants for Vulnerable Individuals and Families residing in Newton, MA.

Financing

| | Fund Type | Grant Year | Grant | Funded Amount | Drawn In Program Year | Drawn Thru Program Year |
|--------------|--------------|------------|-------------|--------------------|-----------------------|-------------------------|
| CDBG | EN | 2023 | B23MC250019 | \$24,900.00 | \$24,900.00 | \$24,900.00 |
| Total | Total | | | \$24,900.00 | \$24,900.00 | \$24,900.00 |

Proposed Accomplishments

People (General) : 73

Actual Accomplishments

Number assisted:

| | Owner | | Renter | | Total | | Person | |
|--|----------|----------|----------|----------|----------|----------|-----------|-----------|
| | Total | Hispanic | Total | Hispanic | Total | Hispanic | Total | Hispanic |
| White: | 0 | 0 | 0 | 0 | 0 | 0 | 19 | 6 |
| Black/African American: | 0 | 0 | 0 | 0 | 0 | 0 | 34 | 4 |
| Asian: | 0 | 0 | 0 | 0 | 0 | 0 | 2 | 0 |
| American Indian/Alaskan Native: | 0 | 0 | 0 | 0 | 0 | 0 | 0 | 0 |
| Native Hawaiian/Other Pacific Islander: | 0 | 0 | 0 | 0 | 0 | 0 | 0 | 0 |
| American Indian/Alaskan Native & White: | 0 | 0 | 0 | 0 | 0 | 0 | 0 | 0 |
| Asian White: | 0 | 0 | 0 | 0 | 0 | 0 | 0 | 0 |
| Black/African American & White: | 0 | 0 | 0 | 0 | 0 | 0 | 0 | 0 |
| American Indian/Alaskan Native & Black/African American: | 0 | 0 | 0 | 0 | 0 | 0 | 1 | 0 |
| Other multi-racial: | 0 | 0 | 0 | 0 | 0 | 0 | 32 | 17 |
| Asian/Pacific Islander: | 0 | 0 | 0 | 0 | 0 | 0 | 0 | 0 |
| Hispanic: | 0 | 0 | 0 | 0 | 0 | 0 | 0 | 0 |
| Total: | 0 | 0 | 0 | 0 | 0 | 0 | 88 | 27 |



U.S. Department of Housing and Urban Development
 Office of Community Planning and Development
 Integrated Disbursement and Information System
 CDBG Activity Summary Report (GPR) for Program Year 2023
 NEWTON

Date: 08-Jul-2024
 Time: 7:39
 Page: 106

Female-headed Households: 0 0 0

Income Category:

| | Owner | Renter | Total | Person |
|------------------|--------------|---------------|--------------|---------------|
| Extremely Low | 0 | 0 | 0 | 75 |
| Low Mod | 0 | 0 | 0 | 10 |
| Moderate | 0 | 0 | 0 | 3 |
| Non Low Moderate | 0 | 0 | 0 | 0 |
| Total | 0 | 0 | 0 | 88 |
| Percent Low/Mod | | | | 100.0% |

Annual Accomplishments

| Years | Accomplishment Narrative | # Benefitting |
|--------------|---------------------------------|----------------------|
| 2023 | | |



U.S. Department of Housing and Urban Development
 Office of Community Planning and Development
 Integrated Disbursement and Information System
 CDBG Activity Summary Report (GPR) for Program Year 2023
 NEWTON

Date: 08-Jul-2024
 Time: 7:39
 Page: 107

PGM Year: 2021
Project: 0002 - Housing Rehabilitation and Development
IDIS Activity: 3895 - 391 Walnut Street
Status: Open
Location: 391 Walnut St Newton, MA 02460-2229
Objective: Create suitable living environments
Outcome: Sustainability
Matrix Code: Rehab; Single-Unit Residential (14A) **National Objective:** LMH

Activity to prevent, prepare for, and respond to Coronavirus: No

Initial Funding Date: 10/31/2023

Description:

Rehabilitation project: 391 Walnut Street.
 Scope of work: heating systems, windows and other code violations.

Financing

| | Fund Type | Grant Year | Grant | Funded Amount | Drawn In Program Year | Drawn Thru Program Year |
|--------------|--------------|------------|-------------|-------------------|-----------------------|-------------------------|
| CDBG | EN | 2021 | B21MC250019 | \$2,000.00 | \$825.00 | \$825.00 |
| Total | Total | | | \$2,000.00 | \$825.00 | \$825.00 |

Proposed Accomplishments

Housing Units : 1

Actual Accomplishments

Number assisted:

| | Owner | | Renter | | Total | | Person | |
|--|-------|----------|--------|----------|-------|----------|--------|----------|
| | Total | Hispanic | Total | Hispanic | Total | Hispanic | Total | Hispanic |
| White: | 0 | 0 | 0 | 0 | 0 | 0 | | 0 |
| Black/African American: | 0 | 0 | 0 | 0 | 0 | 0 | 0 | 0 |
| Asian: | 0 | 0 | 0 | 0 | 0 | 0 | 0 | 0 |
| American Indian/Alaskan Native: | 0 | 0 | 0 | 0 | 0 | 0 | 0 | 0 |
| Native Hawaiian/Other Pacific Islander: | 0 | 0 | 0 | 0 | 0 | 0 | 0 | 0 |
| American Indian/Alaskan Native & White: | 0 | 0 | 0 | 0 | 0 | 0 | 0 | 0 |
| Asian White: | 0 | 0 | 0 | 0 | 0 | 0 | 0 | 0 |
| Black/African American & White: | 0 | 0 | 0 | 0 | 0 | 0 | 0 | 0 |
| American Indian/Alaskan Native & Black/African American: | 0 | 0 | 0 | 0 | 0 | 0 | 0 | 0 |
| Other multi-racial: | 0 | 0 | 0 | 0 | 0 | 0 | 0 | 0 |
| Asian/Pacific Islander: | 0 | 0 | 0 | 0 | 0 | 0 | 0 | 0 |
| Hispanic: | 0 | 0 | 0 | 0 | 0 | 0 | 0 | 0 |



U.S. Department of Housing and Urban Development
 Office of Community Planning and Development
 Integrated Disbursement and Information System
 CDBG Activity Summary Report (GPR) for Program Year 2023
 NEWTON

Date: 08-Jul-2024
 Time: 7:39
 Page: 108

Total: 0 0 0 0 0 0 0 0

Female-headed Households: 0 0 0 0

Income Category:

| | Owner | Renter | Total | Person |
|------------------|--------------|---------------|--------------|---------------|
| Extremely Low | 0 | 0 | 0 | 0 |
| Low Mod | 0 | 0 | 0 | 0 |
| Moderate | 0 | 0 | 0 | 0 |
| Non Low Moderate | 0 | 0 | 0 | 0 |
| Total | 0 | 0 | 0 | 0 |
| Percent Low/Mod | | | | |

Annual Accomplishments

No data returned for this view. This might be because the applied filter excludes all data.



U.S. Department of Housing and Urban Development
 Office of Community Planning and Development
 Integrated Disbursement and Information System
 CDBG Activity Summary Report (GPR) for Program Year 2023
 NEWTON

Date: 08-Jul-2024
 Time: 7:39
 Page: 109

PGM Year: 2021
Project: 0002 - Housing Rehabilitation and Development
IDIS Activity: 3902 - Closing Cost Downpayment Program Case 4: 20 Kinmonth Road # 205
Status: Completed 3/11/2024 12:00:00 AM
Location: 20 Kinmonth Rd Newton, MA 02468-1503
Objective: Provide decent affordable housing
Outcome: Affordability
Matrix Code: Housing Services - Excluding Housing Counseling, under 24 CFR 5.100 (14J)
National Objective: LMH

Activity to prevent, prepare for, and respond to Coronavirus: No

Initial Funding Date: 11/20/2023

Description:
 Closing Cost and Downpayment Assistance for 20 Kinmonth Road (Bakri), a deed-restricted property through in Newton MA, includes downpayment and closing cost assistance grant.

| | Fund Type | Grant Year | Grant | Funded Amount | Drawn In Program Year | Drawn Thru Program Year |
|--------------|--------------|------------|-------------|--------------------|-----------------------|-------------------------|
| CDBG | EN | 2021 | B21MC250019 | \$10,000.00 | \$10,000.00 | \$10,000.00 |
| Total | Total | | | \$10,000.00 | \$10,000.00 | \$10,000.00 |

Proposed Accomplishments

Housing Units : 1

Actual Accomplishments

Number assisted:

| | Owner | | Renter | | Total | | Person | |
|--|----------|----------|----------|----------|----------|----------|----------|----------|
| | Total | Hispanic | Total | Hispanic | Total | Hispanic | Total | Hispanic |
| White: | 1 | 0 | 0 | 0 | 1 | 0 | 0 | 0 |
| Black/African American: | 0 | 0 | 0 | 0 | 0 | 0 | 0 | 0 |
| Asian: | 0 | 0 | 0 | 0 | 0 | 0 | 0 | 0 |
| American Indian/Alaskan Native: | 0 | 0 | 0 | 0 | 0 | 0 | 0 | 0 |
| Native Hawaiian/Other Pacific Islander: | 0 | 0 | 0 | 0 | 0 | 0 | 0 | 0 |
| American Indian/Alaskan Native & White: | 0 | 0 | 0 | 0 | 0 | 0 | 0 | 0 |
| Asian White: | 0 | 0 | 0 | 0 | 0 | 0 | 0 | 0 |
| Black/African American & White: | 0 | 0 | 0 | 0 | 0 | 0 | 0 | 0 |
| American Indian/Alaskan Native & Black/African American: | 0 | 0 | 0 | 0 | 0 | 0 | 0 | 0 |
| Other multi-racial: | 0 | 0 | 0 | 0 | 0 | 0 | 0 | 0 |
| Asian/Pacific Islander: | 0 | 0 | 0 | 0 | 0 | 0 | 0 | 0 |
| Hispanic: | 0 | 0 | 0 | 0 | 0 | 0 | 0 | 0 |
| Total: | 1 | 0 | 0 | 0 | 1 | 0 | 0 | 0 |



U.S. Department of Housing and Urban Development
 Office of Community Planning and Development
 Integrated Disbursement and Information System
 CDBG Activity Summary Report (GPR) for Program Year 2023
 NEWTON

Date: 08-Jul-2024
 Time: 7:39
 Page: 110

Female-headed Households: 0 0 0

Income Category:

| | Owner | Renter | Total | Person |
|------------------|--------------|---------------|--------------|---------------|
| Extremely Low | 0 | 0 | 0 | 0 |
| Low Mod | 0 | 0 | 0 | 0 |
| Moderate | 1 | 0 | 1 | 0 |
| Non Low Moderate | 0 | 0 | 0 | 0 |
| Total | 1 | 0 | 1 | 0 |
| Percent Low/Mod | 100.0% | | 100.0% | |

Annual Accomplishments

| Years | Accomplishment Narrative | # Benefitting |
|--------------|--|----------------------|
| 2022 | Downpayment Closing Cost for moderate income eligible applicant. | |



U.S. Department of Housing and Urban Development
 Office of Community Planning and Development
 Integrated Disbursement and Information System
 CDBG Activity Summary Report (GPR) for Program Year 2023
 NEWTON

Date: 08-Jul-2024
 Time: 7:39
 Page: 111

PGM Year: 2023
Project: 0013 - Accessibility Improvements
IDIS Activity: 3905 - City Hall Campus Exterior Pedestrian Access Improvements
Status: Open **Objective:** Create economic opportunities
Location: 1000 Commonwealth Ave Newton, MA 02459-1449 **Outcome:** Availability/accessibility
Matrix Code: Sidewalks (03L) **National Objective:** LMJFI

Activity to prevent, prepare for, and respond to Coronavirus: No

Initial Funding Date: 06/28/2024

Description:

Financing

| | Fund Type | Grant Year | Grant | Funded Amount | Drawn In Program Year | Drawn Thru Program Year |
|--------------|--------------|------------|-------------|--------------------|-----------------------|-------------------------|
| CDBG | EN | 2023 | B23MC250019 | \$42,000.00 | \$30,714.21 | \$30,714.21 |
| Total | Total | | | \$42,000.00 | \$30,714.21 | \$30,714.21 |

Proposed Accomplishments

Jobs : 100

Actual Accomplishments

Number assisted:

| | Owner | | Renter | | Total | | Person | |
|--|----------|----------|----------|----------|----------|----------|----------|----------|
| | Total | Hispanic | Total | Hispanic | Total | Hispanic | Total | Hispanic |
| White: | 0 | 0 | 0 | 0 | 0 | 0 | | 0 |
| Black/African American: | 0 | 0 | 0 | 0 | 0 | 0 | 0 | 0 |
| Asian: | 0 | 0 | 0 | 0 | 0 | 0 | 0 | 0 |
| American Indian/Alaskan Native: | 0 | 0 | 0 | 0 | 0 | 0 | 0 | 0 |
| Native Hawaiian/Other Pacific Islander: | 0 | 0 | 0 | 0 | 0 | 0 | 0 | 0 |
| American Indian/Alaskan Native & White: | 0 | 0 | 0 | 0 | 0 | 0 | 0 | 0 |
| Asian White: | 0 | 0 | 0 | 0 | 0 | 0 | 0 | 0 |
| Black/African American & White: | 0 | 0 | 0 | 0 | 0 | 0 | 0 | 0 |
| American Indian/Alaskan Native & Black/African American: | 0 | 0 | 0 | 0 | 0 | 0 | 0 | 0 |
| Other multi-racial: | 0 | 0 | 0 | 0 | 0 | 0 | 0 | 0 |
| Asian/Pacific Islander: | 0 | 0 | 0 | 0 | 0 | 0 | 0 | 0 |
| Hispanic: | 0 | 0 | 0 | 0 | 0 | 0 | 0 | 0 |
| Total: | 0 | 0 | 0 | 0 | 0 | 0 | 0 | 0 |



U.S. Department of Housing and Urban Development
 Office of Community Planning and Development
 Integrated Disbursement and Information System
 CDBG Activity Summary Report (GPR) for Program Year 2023
 NEWTON

Date: 08-Jul-2024
 Time: 7:39
 Page: 112

Female-headed Households: 0 0 0

Income Category:

| | Owner | Renter | Total | Person |
|------------------|--------------|---------------|--------------|---------------|
| Extremely Low | 0 | 0 | 0 | 0 |
| Low Mod | 0 | 0 | 0 | 0 |
| Moderate | 0 | 0 | 0 | 0 |
| Non Low Moderate | 0 | 0 | 0 | 0 |
| Total | 0 | 0 | 0 | 0 |

Percent Low/Mod

Annual Accomplishments

No data returned for this view. This might be because the applied filter excludes all data.



U.S. Department of Housing and Urban Development
 Office of Community Planning and Development
 Integrated Disbursement and Information System
 CDBG Activity Summary Report (GPR) for Program Year 2023
 NEWTON

Date: 08-Jul-2024
 Time: 7:39
 Page: 113

PGM Year: 2021
Project: 0002 - Housing Rehabilitation and Development
IDIS Activity: 3910 - Closing Cost Downpayment Program Case 4: 20 Kinmonth Road # 208
Status: Completed 3/11/2024 12:00:00 AM
Location: 20 Kinmonth Rd Waban, MA 02468-1503
Objective: Provide decent affordable housing
Outcome: Affordability
Matrix Code: Homeownership Assistance-excluding Housing Counseling under 24 CFR 5.100 (13B)
National Objective: LMH

Activity to prevent, prepare for, and respond to Coronavirus: No

Initial Funding Date: 01/29/2024

Description:
 Closing Cost and Downpayment Assistance for 20 Kinmonth Road (Pasternack), a deed-restricted property through in Newton MA, includes downpayment and closing cost assistance grant.

Financing

| | Fund Type | Grant Year | Grant | Funded Amount | Drawn In Program Year | Drawn Thru Program Year |
|--------------|--------------|------------|-------------|--------------------|-----------------------|-------------------------|
| CDBG | EN | 2021 | B21MC250019 | \$10,000.00 | \$10,000.00 | \$10,000.00 |
| Total | Total | | | \$10,000.00 | \$10,000.00 | \$10,000.00 |

Proposed Accomplishments

Households (General) : 1

Actual Accomplishments

Number assisted:

| | Owner | | Renter | | Total | | Person | |
|--|-------|----------|--------|----------|-------|----------|--------|----------|
| | Total | Hispanic | Total | Hispanic | Total | Hispanic | Total | Hispanic |
| White: | 1 | 0 | 0 | 0 | 1 | 0 | 0 | 0 |
| Black/African American: | 0 | 0 | 0 | 0 | 0 | 0 | 0 | 0 |
| Asian: | 0 | 0 | 0 | 0 | 0 | 0 | 0 | 0 |
| American Indian/Alaskan Native: | 0 | 0 | 0 | 0 | 0 | 0 | 0 | 0 |
| Native Hawaiian/Other Pacific Islander: | 0 | 0 | 0 | 0 | 0 | 0 | 0 | 0 |
| American Indian/Alaskan Native & White: | 0 | 0 | 0 | 0 | 0 | 0 | 0 | 0 |
| Asian White: | 0 | 0 | 0 | 0 | 0 | 0 | 0 | 0 |
| Black/African American & White: | 0 | 0 | 0 | 0 | 0 | 0 | 0 | 0 |
| American Indian/Alaskan Native & Black/African American: | 0 | 0 | 0 | 0 | 0 | 0 | 0 | 0 |
| Other multi-racial: | 0 | 0 | 0 | 0 | 0 | 0 | 0 | 0 |
| Asian/Pacific Islander: | 0 | 0 | 0 | 0 | 0 | 0 | 0 | 0 |
| Hispanic: | 0 | 0 | 0 | 0 | 0 | 0 | 0 | 0 |



U.S. Department of Housing and Urban Development
 Office of Community Planning and Development
 Integrated Disbursement and Information System
 CDBG Activity Summary Report (GPR) for Program Year 2023
 NEWTON

Date: 08-Jul-2024
 Time: 7:39
 Page: 114

| | | | | | | | | |
|---------------------------|----------|----------|----------|----------|----------|----------|----------|----------|
| Total: | 1 | 0 | 0 | 0 | 1 | 0 | 0 | 0 |
| Female-headed Households: | 0 | | 0 | | 0 | | | |

Income Category:

| | Owner | Renter | Total | Person |
|------------------|--------|--------|--------|--------|
| Extremely Low | 0 | 0 | 0 | 0 |
| Low Mod | 0 | 0 | 0 | 0 |
| Moderate | 1 | 0 | 1 | 0 |
| Non Low Moderate | 0 | 0 | 0 | 0 |
| Total | 1 | 0 | 1 | 0 |
| Percent Low/Mod | 100.0% | | 100.0% | |

Annual Accomplishments

| Years | Accomplishment Narrative | # Benefiting |
|-------|---|--------------|
| 2022 | Downpayment Closing Cost for moderate income applicant. | |



U.S. Department of Housing and Urban Development
 Office of Community Planning and Development
 Integrated Disbursement and Information System
 CDBG Activity Summary Report (GPR) for Program Year 2023
 NEWTON

Date: 08-Jul-2024
 Time: 7:39
 Page: 115

PGM Year: 2021
Project: 0002 - Housing Rehabilitation and Development
IDIS Activity: 3911 - Closing Cost Downpayment Program Case 5: 74B Webster Park
Status: Completed 3/11/2024 12:00:00 AM
Location: 74B Webster Park Newton, MA 02465-1860
Objective: Provide decent affordable housing
Outcome: Affordability
Matrix Code: Homeownership Assistance-excluding Housing Counseling under 24 CFR 5.100 (13B)
National Objective: LMH

Activity to prevent, prepare for, and respond to Coronavirus: No

Initial Funding Date: 01/29/2024

Description:
 Closing Cost and Downpayment Assistance for 74B Webster Park (Shavand), a deed-restricted property through in Newton MA, includes downpayment and closing cost assistance grant.

Financing

| | Fund Type | Grant Year | Grant | Funded Amount | Drawn In Program Year | Drawn Thru Program Year |
|--------------|--------------|------------|-------------|--------------------|-----------------------|-------------------------|
| CDBG | EN | 2021 | B21MC250019 | \$10,000.00 | \$10,000.00 | \$10,000.00 |
| Total | Total | | | \$10,000.00 | \$10,000.00 | \$10,000.00 |

Proposed Accomplishments

Households (General) : 1

Actual Accomplishments

Number assisted:

| | Owner | | Renter | | Total | | Person | |
|--|-------|----------|--------|----------|-------|----------|--------|----------|
| | Total | Hispanic | Total | Hispanic | Total | Hispanic | Total | Hispanic |
| White: | 1 | 0 | 0 | 0 | 1 | 0 | 0 | 0 |
| Black/African American: | 0 | 0 | 0 | 0 | 0 | 0 | 0 | 0 |
| Asian: | 0 | 0 | 0 | 0 | 0 | 0 | 0 | 0 |
| American Indian/Alaskan Native: | 0 | 0 | 0 | 0 | 0 | 0 | 0 | 0 |
| Native Hawaiian/Other Pacific Islander: | 0 | 0 | 0 | 0 | 0 | 0 | 0 | 0 |
| American Indian/Alaskan Native & White: | 0 | 0 | 0 | 0 | 0 | 0 | 0 | 0 |
| Asian White: | 0 | 0 | 0 | 0 | 0 | 0 | 0 | 0 |
| Black/African American & White: | 0 | 0 | 0 | 0 | 0 | 0 | 0 | 0 |
| American Indian/Alaskan Native & Black/African American: | 0 | 0 | 0 | 0 | 0 | 0 | 0 | 0 |
| Other multi-racial: | 0 | 0 | 0 | 0 | 0 | 0 | 0 | 0 |
| Asian/Pacific Islander: | 0 | 0 | 0 | 0 | 0 | 0 | 0 | 0 |
| Hispanic: | 0 | 0 | 0 | 0 | 0 | 0 | 0 | 0 |



U.S. Department of Housing and Urban Development
 Office of Community Planning and Development
 Integrated Disbursement and Information System
 CDBG Activity Summary Report (GPR) for Program Year 2023
 NEWTON

Date: 08-Jul-2024
 Time: 7:39
 Page: 116

| | | | | | | | | |
|---------------------------|--------------|---------------|--------------|---------------|----------|----------|----------|----------|
| Total: | 1 | 0 | 0 | 0 | 1 | 0 | 0 | 0 |
| Female-headed Households: | 0 | | 0 | | 0 | | | |
| <i>Income Category:</i> | | | | | | | | |
| | Owner | Renter | Total | Person | | | | |
| Extremely Low | 0 | 0 | 0 | 0 | | | | |
| Low Mod | 0 | 0 | 0 | 0 | | | | |
| Moderate | 1 | 0 | 1 | 0 | | | | |
| Non Low Moderate | 0 | 0 | 0 | 0 | | | | |
| Total | 1 | 0 | 1 | 0 | | | | |
| Percent Low/Mod | 100.0% | | 100.0% | | | | | |

Annual Accomplishments

| Years | Accomplishment Narrative | # Benefitting |
|--------------|--|----------------------|
| 2022 | Down Payment Closing Cost for Moderate income applicant. | |



U.S. Department of Housing and Urban Development
 Office of Community Planning and Development
 Integrated Disbursement and Information System
 CDBG Activity Summary Report (GPR) for Program Year 2023
 NEWTON

Date: 08-Jul-2024
 Time: 7:39
 Page: 117

PGM Year: 2022
Project: 0001 - Housing Rehabilitation and Development
IDIS Activity: 3919 - 21 Foster Street
Status: Open **Objective:** Create suitable living environments
Location: 21 Foster St Newton, MA 02460-1510 **Outcome:** Availability/accessibility
Matrix Code: Rehab; Single-Unit Residential (14A) **National Objective:** LMH

Activity to prevent, prepare for, and respond to Coronavirus: No

Initial Funding Date: 03/29/2024

Description:

Funded project work includes: Renovating the kitchen within The Secon Step's transitional living residence. Located at 21 Foster Street, Newton, MA and replacement of flooring, rectify plumbing issues and updating cabinetry.

Financing

| | Fund Type | Grant Year | Grant | Funded Amount | Drawn In Program Year | Drawn Thru Program Year |
|--------------|--------------|------------|-------------|---------------------|-----------------------|-------------------------|
| CDBG | EN | 2022 | B22MC250019 | \$103,360.00 | \$0.00 | \$0.00 |
| Total | Total | | | \$103,360.00 | \$0.00 | \$0.00 |

Proposed Accomplishments

Housing Units : 1

Actual Accomplishments

Number assisted:

| | Owner | | Renter | | Total | | Person | |
|--|-------|----------|--------|----------|-------|----------|--------|----------|
| | Total | Hispanic | Total | Hispanic | Total | Hispanic | Total | Hispanic |
| White: | 1 | 0 | 0 | 0 | 1 | 0 | 0 | 0 |
| Black/African American: | 0 | 0 | 0 | 0 | 0 | 0 | 0 | 0 |
| Asian: | 0 | 0 | 0 | 0 | 0 | 0 | 0 | 0 |
| American Indian/Alaskan Native: | 0 | 0 | 0 | 0 | 0 | 0 | 0 | 0 |
| Native Hawaiian/Other Pacific Islander: | 0 | 0 | 0 | 0 | 0 | 0 | 0 | 0 |
| American Indian/Alaskan Native & White: | 0 | 0 | 0 | 0 | 0 | 0 | 0 | 0 |
| Asian White: | 0 | 0 | 0 | 0 | 0 | 0 | 0 | 0 |
| Black/African American & White: | 0 | 0 | 0 | 0 | 0 | 0 | 0 | 0 |
| American Indian/Alaskan Native & Black/African American: | 0 | 0 | 0 | 0 | 0 | 0 | 0 | 0 |
| Other multi-racial: | 0 | 0 | 0 | 0 | 0 | 0 | 0 | 0 |
| Asian/Pacific Islander: | 0 | 0 | 0 | 0 | 0 | 0 | 0 | 0 |
| Hispanic: | 0 | 0 | 0 | 0 | 0 | 0 | 0 | 0 |



U.S. Department of Housing and Urban Development
 Office of Community Planning and Development
 Integrated Disbursement and Information System
 CDBG Activity Summary Report (GPR) for Program Year 2023
 NEWTON

Date: 08-Jul-2024
 Time: 7:39
 Page: 118

| | | | | | | | | |
|---------------------------|----------|----------|----------|----------|----------|----------|----------|----------|
| Total: | 1 | 0 | 0 | 0 | 1 | 0 | 0 | 0 |
| Female-headed Households: | 0 | | 0 | | 0 | | | |

Income Category:

| | Owner | Renter | Total | Person |
|------------------|--------|--------|--------|--------|
| Extremely Low | 0 | 0 | 0 | 0 |
| Low Mod | 1 | 0 | 1 | 0 |
| Moderate | 0 | 0 | 0 | 0 |
| Non Low Moderate | 0 | 0 | 0 | 0 |
| Total | 1 | 0 | 1 | 0 |
| Percent Low/Mod | 100.0% | | 100.0% | |

Annual Accomplishments

| Years | Accomplishment Narrative | # Benefiting |
|-------|--|--------------|
| 2023 | Funded project work includes: Renovating the kitchen within The Secon Step's transitional living residence. Located at 21 Foster Street, Newton and replacement of flooring, rectify plumbing issues and updating cabinetry. | |



U.S. Department of Housing and Urban Development
 Office of Community Planning and Development
 Integrated Disbursement and Information System
 CDBG Activity Summary Report (GPR) for Program Year 2023
 NEWTON

Date: 08-Jul-2024
 Time: 7:39
 Page: 119

PGM Year: 2022
Project: 0001 - Housing Rehabilitation and Development
IDIS Activity: 3922 - Closing Cost Downpayment Program Case 1: 35 Commonwealth Avenue, Unit 409

Status: Open Objective: Provide decent affordable housing
 Location: 35 Commonwealth Ave Apt 409 Newton, MA 02467-1068 Outcome: Affordability
 Matrix Code: Homeownership Assistance-excluding Housing Counseling under 24 CFR 5.100 (13B) National Objective: LMH

Activity to prevent, prepare for, and respond to Coronavirus: No

Initial Funding Date: 05/29/2024

Description:

Closing Cost and Downpayment Assistance for 35 Commonwealth Ave. Unit 409 (Reynolds), a deed-restricted property through in Newton MA, includes downpayment and closing cost assistance grant.

Financing

| | Fund Type | Grant Year | Grant | Funded Amount | Drawn In Program Year | Drawn Thru Program Year |
|--------------|--------------|------------|-------------|--------------------|-----------------------|-------------------------|
| CDBG | EN | 2022 | B22MC250019 | \$10,000.00 | \$10,000.00 | \$10,000.00 |
| Total | Total | | | \$10,000.00 | \$10,000.00 | \$10,000.00 |

Proposed Accomplishments

Households (General) : 1

Actual Accomplishments

Number assisted:

| | Owner | | Renter | | Total | | Person | |
|--|-------|----------|--------|----------|-------|----------|--------|----------|
| | Total | Hispanic | Total | Hispanic | Total | Hispanic | Total | Hispanic |
| White: | 0 | 0 | 0 | 0 | 0 | 0 | | 0 |
| Black/African American: | 0 | 0 | 0 | 0 | 0 | 0 | 0 | 0 |
| Asian: | 0 | 0 | 0 | 0 | 0 | 0 | 0 | 0 |
| American Indian/Alaskan Native: | 0 | 0 | 0 | 0 | 0 | 0 | 0 | 0 |
| Native Hawaiian/Other Pacific Islander: | 0 | 0 | 0 | 0 | 0 | 0 | 0 | 0 |
| American Indian/Alaskan Native & White: | 0 | 0 | 0 | 0 | 0 | 0 | 0 | 0 |
| Asian White: | 0 | 0 | 0 | 0 | 0 | 0 | 0 | 0 |
| Black/African American & White: | 0 | 0 | 0 | 0 | 0 | 0 | 0 | 0 |
| American Indian/Alaskan Native & Black/African American: | 0 | 0 | 0 | 0 | 0 | 0 | 0 | 0 |
| Other multi-racial: | 0 | 0 | 0 | 0 | 0 | 0 | 0 | 0 |
| Asian/Pacific Islander: | 0 | 0 | 0 | 0 | 0 | 0 | 0 | 0 |
| Hispanic: | 0 | 0 | 0 | 0 | 0 | 0 | 0 | 0 |



U.S. Department of Housing and Urban Development
 Office of Community Planning and Development
 Integrated Disbursement and Information System
 CDBG Activity Summary Report (GPR) for Program Year 2023
 NEWTON

Date: 08-Jul-2024
 Time: 7:39
 Page: 120

Total: 0 0 0 0 0 0 0 0

Female-headed Households: 0 0 0 0

Income Category:

| | Owner | Renter | Total | Person |
|------------------|--------------|---------------|--------------|---------------|
| Extremely Low | 0 | 0 | 0 | 0 |
| Low Mod | 0 | 0 | 0 | 0 |
| Moderate | 0 | 0 | 0 | 0 |
| Non Low Moderate | 0 | 0 | 0 | 0 |
| Total | 0 | 0 | 0 | 0 |
| Percent Low/Mod | | | | |

Annual Accomplishments

No data returned for this view. This might be because the applied filter excludes all data.



U.S. Department of Housing and Urban Development
 Office of Community Planning and Development
 Integrated Disbursement and Information System
 CDBG Activity Summary Report (GPR) for Program Year 2023
 NEWTON

Date: 08-Jul-2024
 Time: 7:39
 Page: 121

PGM Year: 2022
Project: 0001 - Housing Rehabilitation and Development
IDIS Activity: 3926 - Closing Cost Downpayment Program Case 1: 35 Commonwealth Avenue, Unit 109
Status: Open **Objective:** Provide decent affordable housing
Location: 35 Commonwealth Ave Apt 109 Newton, MA 02467-1071 **Outcome:** Affordability
Matrix Code: Homeownership Assistance-excluding Housing Counseling under 24 CFR 5.100 (13B) **National Objective:** LMH

Activity to prevent, prepare for, and respond to Coronavirus: No

Initial Funding Date: 06/10/2024

Description:

Closing Cost and Downpayment Assistance for 35 Commonwealth Ave. Unit 109 (Klochkova), a deed-restricted property through in Newton MA, includes downpayment and closing cost assistance grant.

Financing

| | Fund Type | Grant Year | Grant | Funded Amount | Drawn In Program Year | Drawn Thru Program Year |
|--------------|--------------|------------|-------------|--------------------|-----------------------|-------------------------|
| CDBG | EN | 2022 | B22MC250019 | \$10,000.00 | \$10,000.00 | \$10,000.00 |
| Total | Total | | | \$10,000.00 | \$10,000.00 | \$10,000.00 |

Proposed Accomplishments

Households (General) : 1

Actual Accomplishments

Number assisted:

| | Owner | | Renter | | Total | | Person | |
|--|-------|----------|--------|----------|-------|----------|--------|----------|
| | Total | Hispanic | Total | Hispanic | Total | Hispanic | Total | Hispanic |
| White: | 1 | 0 | 0 | 0 | 1 | 0 | 0 | 0 |
| Black/African American: | 0 | 0 | 0 | 0 | 0 | 0 | 0 | 0 |
| Asian: | 0 | 0 | 0 | 0 | 0 | 0 | 0 | 0 |
| American Indian/Alaskan Native: | 0 | 0 | 0 | 0 | 0 | 0 | 0 | 0 |
| Native Hawaiian/Other Pacific Islander: | 0 | 0 | 0 | 0 | 0 | 0 | 0 | 0 |
| American Indian/Alaskan Native & White: | 0 | 0 | 0 | 0 | 0 | 0 | 0 | 0 |
| Asian White: | 0 | 0 | 0 | 0 | 0 | 0 | 0 | 0 |
| Black/African American & White: | 0 | 0 | 0 | 0 | 0 | 0 | 0 | 0 |
| American Indian/Alaskan Native & Black/African American: | 0 | 0 | 0 | 0 | 0 | 0 | 0 | 0 |
| Other multi-racial: | 0 | 0 | 0 | 0 | 0 | 0 | 0 | 0 |
| Asian/Pacific Islander: | 0 | 0 | 0 | 0 | 0 | 0 | 0 | 0 |
| Hispanic: | 0 | 0 | 0 | 0 | 0 | 0 | 0 | 0 |



U.S. Department of Housing and Urban Development
 Office of Community Planning and Development
 Integrated Disbursement and Information System
 CDBG Activity Summary Report (GPR) for Program Year 2023
 NEWTON

Date: 08-Jul-2024
 Time: 7:39
 Page: 122

| | | | | | | | | |
|---------------------------|----------|----------|----------|----------|----------|----------|----------|----------|
| Total: | 1 | 0 | 0 | 0 | 1 | 0 | 0 | 0 |
| Female-headed Households: | 1 | | 0 | | 1 | | | |

Income Category:

| | Owner | Renter | Total | Person |
|------------------|--------|--------|--------|--------|
| Extremely Low | 0 | 0 | 0 | 0 |
| Low Mod | 0 | 0 | 0 | 0 |
| Moderate | 1 | 0 | 1 | 0 |
| Non Low Moderate | 0 | 0 | 0 | 0 |
| Total | 1 | 0 | 1 | 0 |
| Percent Low/Mod | 100.0% | | 100.0% | |

Annual Accomplishments

| Years | Accomplishment Narrative | # Benefitting |
|-------|--|---------------|
| 2023 | CDBG Funding will assist moderate income eligible homebuyer purchase a deed restricted unit in Newton, MA. | |



U.S. Department of Housing and Urban Development
 Office of Community Planning and Development
 Integrated Disbursement and Information System
 CDBG Activity Summary Report (GPR) for Program Year 2023
 NEWTON

Date: 08-Jul-2024
 Time: 7:39
 Page: 123

PGM Year: 2022
Project: 0001 - Housing Rehabilitation and Development
IDIS Activity: 3927 - Closing Cost Downpayment Program Case 3: 4A Cragmore Road
Status: Open **Objective:** Provide decent affordable housing
Location: 4A Cragmore Rd Newton, MA 02464-1009 **Outcome:** Affordability
Matrix Code: Homeownership Assistance-excluding Housing Counseling under 24 CFR 5.100 (13B) **National Objective:** LMH

Activity to prevent, prepare for, and respond to Coronavirus: No

Initial Funding Date: 05/29/2024

Description:

Closing Cost and Downpayment Assistance for 4A Cragmore Road (Awogboro), a deed-restricted property through in Newton MA, includes downpayment and closing cost assistance grant.

Financing

| | Fund Type | Grant Year | Grant | Funded Amount | Drawn In Program Year | Drawn Thru Program Year |
|--------------|--------------|------------|-------------|--------------------|-----------------------|-------------------------|
| CDBG | EN | 2022 | B22MC250019 | \$10,000.00 | \$10,000.00 | \$10,000.00 |
| Total | Total | | | \$10,000.00 | \$10,000.00 | \$10,000.00 |

Proposed Accomplishments

Households (General) : 1

Actual Accomplishments

Number assisted:

| | Owner | | Renter | | Total | | Person | |
|--|-------|----------|--------|----------|-------|----------|--------|----------|
| | Total | Hispanic | Total | Hispanic | Total | Hispanic | Total | Hispanic |
| White: | 0 | 0 | 0 | 0 | 0 | 0 | | 0 |
| Black/African American: | 1 | 0 | 0 | 0 | 1 | 0 | 0 | 0 |
| Asian: | 0 | 0 | 0 | 0 | 0 | 0 | 0 | 0 |
| American Indian/Alaskan Native: | 0 | 0 | 0 | 0 | 0 | 0 | 0 | 0 |
| Native Hawaiian/Other Pacific Islander: | 0 | 0 | 0 | 0 | 0 | 0 | 0 | 0 |
| American Indian/Alaskan Native & White: | 0 | 0 | 0 | 0 | 0 | 0 | 0 | 0 |
| Asian White: | 0 | 0 | 0 | 0 | 0 | 0 | 0 | 0 |
| Black/African American & White: | 0 | 0 | 0 | 0 | 0 | 0 | 0 | 0 |
| American Indian/Alaskan Native & Black/African American: | 0 | 0 | 0 | 0 | 0 | 0 | 0 | 0 |
| Other multi-racial: | 0 | 0 | 0 | 0 | 0 | 0 | 0 | 0 |
| Asian/Pacific Islander: | 0 | 0 | 0 | 0 | 0 | 0 | 0 | 0 |
| Hispanic: | 0 | 0 | 0 | 0 | 0 | 0 | 0 | 0 |



U.S. Department of Housing and Urban Development
 Office of Community Planning and Development
 Integrated Disbursement and Information System
 CDBG Activity Summary Report (GPR) for Program Year 2023
 NEWTON

Date: 08-Jul-2024
 Time: 7:39
 Page: 124

| | | | | | | | | |
|---------------------------|----------|----------|----------|----------|----------|----------|----------|----------|
| Total: | 1 | 0 | 0 | 0 | 1 | 0 | 0 | 0 |
| Female-headed Households: | 1 | | 0 | | 1 | | | |

Income Category:

| | Owner | Renter | Total | Person |
|------------------|--------|--------|--------|--------|
| Extremely Low | 0 | 0 | 0 | 0 |
| Low Mod | 0 | 0 | 0 | 0 |
| Moderate | 1 | 0 | 1 | 0 |
| Non Low Moderate | 0 | 0 | 0 | 0 |
| Total | 1 | 0 | 1 | 0 |
| Percent Low/Mod | 100.0% | | 100.0% | |

Annual Accomplishments

| Years | Accomplishment Narrative | # Benefitting |
|-------|---|---------------|
| 2023 | Downpayment Closing Cost Assistance for moderate income eligible applicant for \$10,000 to help with closing cost on a deed restricted home in Newton, MA | |



U.S. Department of Housing and Urban Development
Office of Community Planning and Development
Integrated Disbursement and Information System
CDBG Activity Summary Report (GPR) for Program Year 2023
NEWTON

Date: 08-Jul-2024

Time: 7:39

Page: 125

| | |
|---------------------------------------|------------------------|
| Total Funded Amount: | \$23,526,688.07 |
| Total Drawn Thru Program Year: | \$20,634,070.52 |
| Total Drawn In Program Year: | \$1,684,239.55 |



Office of Community Planning and Development
 U.S. Department of Housing and Urban Development
 Integrated Disbursement and Information System
 PR26 - CDBG Financial Summary Report
 Program Year 2023
 NEWTON , MA

DATE: 08-27-24
 TIME: 7:56
 PAGE: 1

PART I: SUMMARY OF CDBG RESOURCES

| | |
|---|--------------|
| 01 UNEXPENDED CDBG FUNDS AT END OF PREVIOUS PROGRAM YEAR | 0.00 |
| 02 ENTITLEMENT GRANT | 1,864,303.00 |
| 03 SURPLUS URBAN RENEWAL | 0.00 |
| 04 SECTION 108 GUARANTEED LOAN FUNDS | 0.00 |
| 05 CURRENT YEAR PROGRAM INCOME | 373,538.56 |
| 05a CURRENT YEAR SECTION 108 PROGRAM INCOME (FOR SI TYPE) | 0.00 |
| 06 FUNDS RETURNED TO THE LINE-OF-CREDIT | 0.00 |
| 06a FUNDS RETURNED TO THE LOCAL CDBG ACCOUNT | 0.00 |
| 07 ADJUSTMENT TO COMPUTE TOTAL AVAILABLE | 0.00 |
| 08 TOTAL AVAILABLE (SUM, LINES 01-07) | 2,237,841.56 |

PART II: SUMMARY OF CDBG EXPENDITURES

| | |
|--|--------------|
| 09 DISBURSEMENTS OTHER THAN SECTION 108 REPAYMENTS AND PLANNING/ADMINISTRATION | 1,257,999.96 |
| 10 ADJUSTMENT TO COMPUTE TOTAL AMOUNT SUBJECT TO LOW/MOD BENEFIT | 0.00 |
| 11 AMOUNT SUBJECT TO LOW/MOD BENEFIT (LINE 09 + LINE 10) | 1,257,999.96 |
| 12 DISBURSED IN IDIS FOR PLANNING/ADMINISTRATION | 437,573.98 |
| 13 DISBURSED IN IDIS FOR SECTION 108 REPAYMENTS | 0.00 |
| 14 ADJUSTMENT TO COMPUTE TOTAL EXPENDITURES | 0.00 |
| 15 TOTAL EXPENDITURES (SUM, LINES 11-14) | 1,695,573.94 |
| 16 UNEXPENDED BALANCE (LINE 08 - LINE 15) | 542,267.62 |

PART III: LOWMOD BENEFIT THIS REPORTING PERIOD

| | |
|--|--------------|
| 17 EXPENDED FOR LOW/MOD HOUSING IN SPECIAL AREAS | 0.00 |
| 18 EXPENDED FOR LOW/MOD MULTI-UNIT HOUSING | 117,537.00 |
| 19 DISBURSED FOR OTHER LOW/MOD ACTIVITIES | 1,140,462.96 |
| 20 ADJUSTMENT TO COMPUTE TOTAL LOW/MOD CREDIT | 0.00 |
| 21 TOTAL LOW/MOD CREDIT (SUM, LINES 17-20) | 1,257,999.96 |
| 22 PERCENT LOW/MOD CREDIT (LINE 21/LINE 11) | 100.00% |

LOW/MOD BENEFIT FOR MULTI-YEAR CERTIFICATIONS

| | |
|---|-------------|
| 23 PROGRAM YEARS(PY) COVERED IN CERTIFICATION | PY: PY: PY: |
| 24 CUMULATIVE NET EXPENDITURES SUBJECT TO LOW/MOD BENEFIT CALCULATION | 0.00 |
| 25 CUMULATIVE EXPENDITURES BENEFITING LOW/MOD PERSONS | 0.00 |
| 26 PERCENT BENEFIT TO LOW/MOD PERSONS (LINE 25/LINE 24) | 0.00% |

PART IV: PUBLIC SERVICE (PS) CAP CALCULATIONS

| | |
|---|--------------|
| 27 DISBURSED IN IDIS FOR PUBLIC SERVICES | 297,355.52 |
| 28 PS UNLIQUIDATED OBLIGATIONS AT END OF CURRENT PROGRAM YEAR | 0.00 |
| 29 PS UNLIQUIDATED OBLIGATIONS AT END OF PREVIOUS PROGRAM YEAR | 0.00 |
| 30 ADJUSTMENT TO COMPUTE TOTAL PS OBLIGATIONS | 3,067.04 |
| 31 TOTAL PS OBLIGATIONS (LINE 27 + LINE 28 - LINE 29 + LINE 30) | 300,422.56 |
| 32 ENTITLEMENT GRANT | 1,864,303.00 |
| 33 PRIOR YEAR PROGRAM INCOME | 286,877.91 |
| 34 ADJUSTMENT TO COMPUTE TOTAL SUBJECT TO PS CAP | 0.00 |
| 35 TOTAL SUBJECT TO PS CAP (SUM, LINES 32-34) | 2,151,180.91 |
| 36 PERCENT FUNDS OBLIGATED FOR PS ACTIVITIES (LINE 31/LINE 35) | 13.97% |

PART V: PLANNING AND ADMINISTRATION (PA) CAP

| | |
|--|--------------|
| 37 DISBURSED IN IDIS FOR PLANNING/ADMINISTRATION | 437,573.98 |
| 38 PA UNLIQUIDATED OBLIGATIONS AT END OF CURRENT PROGRAM YEAR | 0.00 |
| 39 PA UNLIQUIDATED OBLIGATIONS AT END OF PREVIOUS PROGRAM YEAR | 0.00 |
| 40 ADJUSTMENT TO COMPUTE TOTAL PA OBLIGATIONS | 6,946.37 |
| 41 TOTAL PA OBLIGATIONS (LINE 37 + LINE 38 - LINE 39 +LINE 40) | 444,520.35 |
| 42 ENTITLEMENT GRANT | 1,864,303.00 |
| 43 CURRENT YEAR PROGRAM INCOME | 373,538.56 |
| 44 ADJUSTMENT TO COMPUTE TOTAL SUBJECT TO PA CAP | 0.00 |
| 45 TOTAL SUBJECT TO PA CAP (SUM, LINES 42-44) | 2,237,841.56 |
| 46 PERCENT FUNDS OBLIGATED FOR PA ACTIVITIES (LINE 41/LINE 45) | 19.86% |



Office of Community Planning and Development
 U.S. Department of Housing and Urban Development
 Integrated Disbursement and Information System
 PR26 - CDBG Financial Summary Report
 Program Year 2023
 NEWTON , MA

DATE: 08-27-24
 TIME: 7:56
 PAGE: 2

LINE 17 DETAIL: ACTIVITIES TO CONSIDER IN DETERMINING THE AMOUNT TO ENTER ON LINE 17

No data returned for this view. This might be because the applied filter excludes all data.

LINE 18 DETAIL: ACTIVITIES TO CONSIDER IN DETERMINING THE AMOUNT TO ENTER ON LINE 18

| Plan Year | IDIS Project | IDIS | Activity | Activity Name | Matrix Code | National Objective | Drawn Amount |
|-----------|--------------|------|----------|--|-------------|--------------------|--------------|
| 2019 | 1 | 3528 | | Haywood House - Newton Housing Authority | 04 | LMH | \$87,500.00 |
| | | | | | 04 | Matrix Code | \$87,500.00 |
| 2020 | 1 | 3767 | | 18-20 Coyne Road - Pathway 2 Possible | 14B | LMH | \$10,937.00 |
| 2021 | 2 | 3770 | | Nonantum Village Place | 14B | LMH | \$19,100.00 |
| | | | | | 14B | Matrix Code | \$30,037.00 |
| Total | | | | | | | \$117,537.00 |

LINE 19 DETAIL: ACTIVITIES INCLUDED IN THE COMPUTATION OF LINE 19

| Plan Year | IDIS Project | IDIS Activity | Voucher Number | Activity Name | Matrix Code | National Objective | Drawn Amount |
|-----------|--------------|---------------|----------------|---|-------------|--------------------|--------------|
| 2022 | 3 | 3826 | 6813517 | Langley-Warren-Chase Accessible Crossings | 03K | LMC | \$100,000.00 |
| | | | | | 03K | Matrix Code | \$100,000.00 |
| 2023 | 13 | 3905 | 6916181 | City Hall Campus Exterior Pedestrian Access Improvements | 03L | LMJFI | \$30,714.21 |
| | | | | | 03L | Matrix Code | \$30,714.21 |
| 2023 | 2 | 3879 | 6873320 | 2Life Communities / Caring Choices and Wellness Nursing for Low-Income Seniors | 05A | LMC | \$4,500.00 |
| 2023 | 2 | 3879 | 6880527 | 2Life Communities / Caring Choices and Wellness Nursing for Low-Income Seniors | 05A | LMC | \$5,210.00 |
| 2023 | 2 | 3879 | 6899561 | 2Life Communities / Caring Choices and Wellness Nursing for Low-Income Seniors | 05A | LMC | \$4,570.00 |
| 2023 | 2 | 3879 | 6913623 | 2Life Communities / Caring Choices and Wellness Nursing for Low-Income Seniors | 05A | LMC | \$720.00 |
| 2023 | 2 | 3881 | 6873320 | NCDF Resident Services Program | 05A | LMC | \$23,333.34 |
| 2023 | 2 | 3881 | 6899561 | NCDF Resident Services Program | 05A | LMC | \$11,666.66 |
| 2023 | 2 | 3882 | 6884970 | Newton Housing Authority- Resident Services Program | 05A | LMC | \$17,524.50 |
| 2023 | 2 | 3882 | 6899561 | Newton Housing Authority- Resident Services Program | 05A | LMC | \$17,475.50 |
| | | | | | 05A | Matrix Code | \$85,000.00 |
| 2023 | 2 | 3874 | 6888664 | The Carroll Center for the Blind / Career and Vocational Rehab Services | 05B | LMC | \$9,750.00 |
| 2023 | 2 | 3874 | 6916181 | The Carroll Center for the Blind / Career and Vocational Rehab Services | 05B | LMC | \$3,250.00 |
| 2023 | 2 | 3880 | 6877461 | Jewish Family & Children's Service/ Stabilization & Recovery Services | 05B | LMC | \$13,930.25 |
| 2023 | 2 | 3880 | 6899549 | Jewish Family & Children's Service/ Stabilization & Recovery Services | 05B | LMC | \$1,369.75 |
| 2023 | 2 | 3884 | 6913623 | Pathway to Possible | 05B | LMC | \$10,000.00 |
| 2023 | 2 | 3885 | 6866258 | Riverside Community Care / Mental Health Services Promoting Economic Mobility | 05B | LMC | \$9,522.80 |
| 2023 | 2 | 3885 | 6867977 | Riverside Community Care / Mental Health Services Promoting Economic Mobility | 05B | LMC | \$1,731.42 |
| 2023 | 2 | 3885 | 6873320 | Riverside Community Care / Mental Health Services Promoting Economic Mobility | 05B | LMC | \$1,731.42 |
| 2023 | 2 | 3885 | 6884970 | Riverside Community Care / Mental Health Services Promoting Economic Mobility | 05B | LMC | \$1,731.42 |
| 2023 | 2 | 3885 | 6899549 | Riverside Community Care / Mental Health Services Promoting Economic Mobility | 05B | LMC | \$2,597.12 |
| 2023 | 2 | 3885 | 6909797 | Riverside Community Care / Mental Health Services Promoting Economic Mobility | 05B | LMC | \$1,731.42 |
| 2023 | 2 | 3885 | 6913623 | Riverside Community Care / Mental Health Services Promoting Economic Mobility | 05B | LMC | \$2,654.40 |
| | | | | | 05B | Matrix Code | \$60,000.00 |
| 2023 | 2 | 3875 | 6866258 | Boys and Girls Club- Financial Aid for Teens and Families | 05D | LMC | \$24,900.00 |
| 2023 | 2 | 3876 | 6888664 | West Suburban YMCA - Childcare Financial Aid Program | 05D | LMC | \$24,900.00 |
| 2023 | 2 | 3878 | 6874851 | Jewish Big Brothers & Big Sisters / Mentoring Initiatives | 05D | LMC | \$3,367.00 |
| 2023 | 2 | 3878 | 6884960 | Jewish Big Brothers & Big Sisters / Mentoring Initiatives | 05D | LMC | \$6,633.00 |
| 2023 | 2 | 3883 | 6871245 | Plowshares Education Development Center / Tuition Assistance for Preschool and After School | 05D | LMC | \$3,299.00 |
| 2023 | 2 | 3883 | 6899561 | Plowshares Education Development Center / Tuition Assistance for Preschool and After School | 05D | LMC | \$4,379.73 |
| 2023 | 2 | 3883 | 6913623 | Plowshares Education Development Center / Tuition Assistance for Preschool and After School | 05D | LMC | \$3,321.27 |
| 2023 | 2 | 3887 | 6916509 | Dept. of Parks & Recreation - Financial Aid for Youth Summer Camp | 05D | LMC | \$14,900.00 |
| | | | | | 05D | Matrix Code | \$85,700.00 |
| 2023 | 2 | 3886 | 6884970 | The Second Step / Residential and Community Programs for Survivors of Domestic Violence | 05G | LMC | \$15,980.26 |
| 2023 | 2 | 3886 | 6899549 | The Second Step / Residential and Community Programs for Survivors of Domestic Violence | 05G | LMC | \$9,185.45 |
| 2023 | 2 | 3886 | 6916181 | The Second Step / Residential and Community Programs for Survivors of Domestic Violence | 05G | LMC | \$1,589.81 |
| | | | | | 05G | Matrix Code | \$26,755.52 |
| 2023 | 2 | 3877 | 6871245 | Family ACCESS - Social Mobility for Young Families | 05L | LMC | \$12,500.00 |
| 2023 | 2 | 3877 | 6880527 | Family ACCESS - Social Mobility for Young Families | 05L | LMC | \$2,500.00 |
| | | | | | 05L | Matrix Code | \$15,000.00 |
| 2023 | 2 | 3894 | 6916509 | Cousens Fund- Emergency Payments for Families in Crisis | 05Q | LMC | \$24,900.00 |
| | | | | | 05Q | Matrix Code | \$24,900.00 |
| 2021 | 2 | 3871 | 6846019 | Closing Cost Downpayment Program Case 3: 20 Kinmonth Road | 13B | LMH | \$10,000.00 |
| 2021 | 2 | 3910 | 6863223 | Closing Cost Downpayment Program Case 4: 20 Kinmonth Road # 208 | 13B | LMH | \$10,000.00 |
| 2021 | 2 | 3911 | 6863223 | Closing Cost Downpayment Program Case 5: 74B Webster Park | 13B | LMH | \$10,000.00 |



Office of Community Planning and Development
 U.S. Department of Housing and Urban Development
 Integrated Disbursement and Information System
 PR26 - CDBG Financial Summary Report

DATE: 08-27-24
 TIME: 7:56
 PAGE: 3

Program Year 2023
 NEWTON, MA

| Plan Year | IDIS Project | IDIS Activity | Voucher Number | Activity Name | Matrix Code | National Objective | Drawn Amount |
|-----------|--------------|---------------|----------------|---|-------------|--------------------|--------------|
| 2022 | 1 | 3922 | 6907286 | Closing Cost Downpayment Program Case 1: 35 Commonwealth Avenue, Unit 409 | 13B | LMH | \$10,000.00 |
| 2022 | 1 | 3926 | 6913623 | Closing Cost Downpayment Program Case 1: 35 Commonwealth Avenue, Unit 109 | 13B | LMH | \$10,000.00 |
| 2022 | 1 | 3927 | 6907286 | Closing Cost Downpayment Program Case 3: 4A Cragmore Road | 13B | LMH | \$10,000.00 |
| | | | | | 13B | Matrix Code | \$60,000.00 |
| 2020 | 1 | 3841 | 6840065 | CAN-DO Rehab (163 Jackson Road) | 14A | LMH | \$36,150.00 |
| 2020 | 1 | 3841 | 6842671 | CAN-DO Rehab (163 Jackson Road) | 14A | LMH | \$43,000.00 |
| 2020 | 1 | 3841 | 6850396 | CAN-DO Rehab (163 Jackson Road) | 14A | LMH | \$73,500.00 |
| 2020 | 1 | 3841 | 6857721 | CAN-DO Rehab (163 Jackson Road) | 14A | LMH | \$530.00 |
| 2020 | 1 | 3841 | 6901571 | CAN-DO Rehab (163 Jackson Road) | 14A | LMH | \$12,820.00 |
| 2021 | 2 | 3800 | 6812748 | 135 Edinboro Street | 14A | LMH | \$24,525.00 |
| 2021 | 2 | 3800 | 6829399 | 135 Edinboro Street | 14A | LMH | \$18,250.00 |
| 2021 | 2 | 3800 | 6857721 | 135 Edinboro Street | 14A | LMH | \$585.00 |
| 2021 | 2 | 3800 | 6863223 | 135 Edinboro Street | 14A | LMH | \$7,200.00 |
| 2021 | 2 | 3895 | 6857721 | 391 Walnut Street | 14A | LMH | \$825.00 |
| 2022 | 1 | 3844 | 6810790 | 39 School Street | 14A | LMH | \$33,400.00 |
| 2022 | 1 | 3844 | 6857721 | 39 School Street | 14A | LMH | \$585.00 |
| 2022 | 1 | 3844 | 6863223 | 39 School Street | 14A | LMH | \$76,700.00 |
| 2022 | 1 | 3844 | 6884960 | 39 School Street | 14A | LMH | \$485.00 |
| | | | | | 14A | Matrix Code | \$328,555.00 |
| 2021 | 2 | 3728 | 6804198 | Housing Program Delivery | 14H | LMH | \$4,159.73 |
| 2022 | 1 | 3804 | 6804198 | Housing Program Delivery | 14H | LMH | \$54,349.28 |
| 2022 | 1 | 3804 | 6819074 | Housing Program Delivery | 14H | LMH | \$29,041.33 |
| 2022 | 1 | 3804 | 6824171 | Housing Program Delivery | 14H | LMH | \$105.00 |
| 2022 | 1 | 3804 | 6829399 | Housing Program Delivery | 14H | LMH | \$105.00 |
| 2023 | 1 | 3863 | 6840296 | Housing Program Delivery | 14H | LMH | \$4,358.40 |
| 2023 | 1 | 3863 | 6840348 | Housing Program Delivery | 14H | LMH | \$4,358.39 |
| 2023 | 1 | 3863 | 6840352 | Housing Program Delivery | 14H | LMH | \$4,358.41 |
| 2023 | 1 | 3863 | 6840353 | Housing Program Delivery | 14H | LMH | \$4,363.06 |
| 2023 | 1 | 3863 | 6840355 | Housing Program Delivery | 14H | LMH | \$4,358.40 |
| 2023 | 1 | 3863 | 6840356 | Housing Program Delivery | 14H | LMH | \$4,358.40 |
| 2023 | 1 | 3863 | 6840359 | Housing Program Delivery | 14H | LMH | \$4,358.40 |
| 2023 | 1 | 3863 | 6840360 | Housing Program Delivery | 14H | LMH | \$4,363.06 |
| 2023 | 1 | 3863 | 6840361 | Housing Program Delivery | 14H | LMH | \$4,358.40 |
| 2023 | 1 | 3863 | 6840362 | Housing Program Delivery | 14H | LMH | \$4,358.41 |
| 2023 | 1 | 3863 | 6840373 | Housing Program Delivery | 14H | LMH | \$4,865.64 |
| 2023 | 1 | 3863 | 6842685 | Housing Program Delivery | 14H | LMH | \$4,358.42 |
| 2023 | 1 | 3863 | 6846502 | Housing Program Delivery | 14H | LMH | \$4,358.39 |
| 2023 | 1 | 3863 | 6846510 | Housing Program Delivery | 14H | LMH | \$4,358.41 |
| 2023 | 1 | 3863 | 6846513 | Housing Program Delivery | 14H | LMH | \$4,363.06 |
| 2023 | 1 | 3863 | 6846514 | Housing Program Delivery | 14H | LMH | \$4,358.40 |
| 2023 | 1 | 3863 | 6846518 | Housing Program Delivery | 14H | LMH | \$4,358.40 |
| 2023 | 1 | 3863 | 6846523 | Housing Program Delivery | 14H | LMH | \$4,358.41 |
| 2023 | 1 | 3863 | 6846527 | Housing Program Delivery | 14H | LMH | \$4,358.39 |
| 2023 | 1 | 3863 | 6846532 | Housing Program Delivery | 14H | LMH | \$4,363.07 |
| 2023 | 1 | 3863 | 6846567 | Housing Program Delivery | 14H | LMH | \$4,363.06 |
| 2023 | 1 | 3863 | 6846666 | Housing Program Delivery | 14H | LMH | \$5,271.45 |
| 2023 | 1 | 3863 | 6848102 | Housing Program Delivery | 14H | LMH | \$4,358.40 |
| 2023 | 1 | 3863 | 6850982 | Housing Program Delivery | 14H | LMH | \$4,358.40 |
| 2023 | 1 | 3863 | 6854599 | Housing Program Delivery | 14H | LMH | \$4,358.40 |
| 2023 | 1 | 3863 | 6854600 | Housing Program Delivery | 14H | LMH | \$4,363.07 |
| 2023 | 1 | 3863 | 6854643 | Housing Program Delivery | 14H | LMH | \$4,358.39 |
| 2023 | 1 | 3863 | 6856801 | Housing Program Delivery | 14H | LMH | \$1,200.00 |
| 2023 | 1 | 3863 | 6859404 | Housing Program Delivery | 14H | LMH | \$4,358.40 |
| 2023 | 1 | 3863 | 6859406 | Housing Program Delivery | 14H | LMH | \$4,358.41 |
| 2023 | 1 | 3863 | 6862313 | Housing Program Delivery | 14H | LMH | \$125.00 |
| 2023 | 1 | 3863 | 6865810 | Housing Program Delivery | 14H | LMH | \$4,363.05 |
| 2023 | 1 | 3863 | 6865819 | Housing Program Delivery | 14H | LMH | \$4,358.41 |
| 2023 | 1 | 3863 | 6870343 | Housing Program Delivery | 14H | LMH | \$4,358.40 |
| 2023 | 1 | 3863 | 6872007 | Housing Program Delivery | 14H | LMH | \$4,358.40 |
| 2023 | 1 | 3863 | 6872010 | Housing Program Delivery | 14H | LMH | \$4,351.02 |
| 2023 | 1 | 3863 | 6875668 | Housing Program Delivery | 14H | LMH | \$4,370.45 |
| 2023 | 1 | 3863 | 6877467 | Housing Program Delivery | 14H | LMH | \$4,358.40 |
| 2023 | 1 | 3863 | 6882845 | Housing Program Delivery | 14H | LMH | \$4,358.40 |
| 2023 | 1 | 3863 | 6882846 | Housing Program Delivery | 14H | LMH | \$4,358.41 |
| 2023 | 1 | 3863 | 6884974 | Housing Program Delivery | 14H | LMH | \$4,363.05 |
| 2023 | 1 | 3863 | 6892551 | Housing Program Delivery | 14H | LMH | \$4,358.41 |
| 2023 | 1 | 3863 | 6892562 | Housing Program Delivery | 14H | LMH | \$4,358.40 |
| 2023 | 1 | 3863 | 6894631 | Housing Program Delivery | 14H | LMH | \$4,358.40 |
| 2023 | 1 | 3863 | 6896690 | Housing Program Delivery | 14H | LMH | \$4,363.06 |
| 2023 | 1 | 3863 | 6897395 | Housing Program Delivery | 14H | LMH | \$105.00 |
| 2023 | 1 | 3863 | 6899539 | Housing Program Delivery | 14H | LMH | \$4,913.90 |



Office of Community Planning and Development
 U.S. Department of Housing and Urban Development
 Integrated Disbursement and Information System
 PR26 - CDBG Financial Summary Report
 Program Year 2023
 NEWTON , MA

DATE: 08-27-24
 TIME: 7:56
 PAGE: 4

| Plan Year | IDIS Project | IDIS Activity | Voucher Number | Activity Name | Matrix Code | National Objective | Drawn Amount |
|-----------|--------------|---------------|----------------|---|-------------|--------------------|----------------|
| 2023 | 1 | 3863 | 6901596 | Housing Program Delivery | 14H | LMH | \$4,406.65 |
| 2023 | 1 | 3863 | 6903203 | Housing Program Delivery | 14H | LMH | \$4,406.64 |
| 2023 | 1 | 3863 | 6905929 | Housing Program Delivery | 14H | LMH | \$4,406.65 |
| 2023 | 1 | 3863 | 6907438 | Housing Program Delivery | 14H | LMH | \$4,411.31 |
| 2023 | 1 | 3863 | 6909905 | Housing Program Delivery | 14H | LMH | \$4,406.63 |
| 2023 | 1 | 3863 | 6913643 | Housing Program Delivery | 14H | LMH | \$4,406.65 |
| 2023 | 1 | 3863 | 6919328 | Housing Program Delivery | 14H | LMH | \$4,411.30 |
| | | | | | 14H | Matrix Code | \$313,838.23 |
| 2021 | 2 | 3902 | 6842671 | Closing Cost Downpayment Program Case 4: 20 Kinmonth Road # 205 | 14J | LMH | \$10,000.00 |
| | | | | | 14J | Matrix Code | \$10,000.00 |
| Total | | | | | | | \$1,140,462.96 |

LINE 27 DETAIL: ACTIVITIES INCLUDED IN THE COMPUTATION OF LINE 27

| Plan Year | IDIS Project | IDIS Activity | Voucher Number | Activity to prevent, prepare for, and respond to Coronavirus | Activity Name | Grant Number | Fund Type | Matrix Code | National Objective | Drawn Amount |
|-----------|--------------|---------------|----------------|--|---|--------------|-----------|-------------|--------------------|--------------|
| 2023 | 2 | 3879 | 6873320 | No | 2Life Communities / Caring Choices and Wellness Nursing for Low-Income Seniors | B23MC250019 | EN | 05A | LMC | \$4,500.00 |
| 2023 | 2 | 3879 | 6880527 | No | 2Life Communities / Caring Choices and Wellness Nursing for Low-Income Seniors | B23MC250019 | EN | 05A | LMC | \$5,210.00 |
| 2023 | 2 | 3879 | 6899561 | No | 2Life Communities / Caring Choices and Wellness Nursing for Low-Income Seniors | B23MC250019 | EN | 05A | LMC | \$4,570.00 |
| 2023 | 2 | 3879 | 6913623 | No | 2Life Communities / Caring Choices and Wellness Nursing for Low-Income Seniors | B23MC250019 | EN | 05A | LMC | \$720.00 |
| 2023 | 2 | 3881 | 6873320 | No | NCDF Resident Services Program | B23MC250019 | EN | 05A | LMC | \$23,333.34 |
| 2023 | 2 | 3881 | 6899561 | No | NCDF Resident Services Program | B23MC250019 | EN | 05A | LMC | \$11,666.66 |
| 2023 | 2 | 3882 | 6884970 | No | Newton Housing Authority- Resident Services Program | B23MC250019 | EN | 05A | LMC | \$17,524.50 |
| 2023 | 2 | 3882 | 6899561 | No | Newton Housing Authority- Resident Services Program | B23MC250019 | EN | 05A | LMC | \$17,475.50 |
| | | | | | | | | 05A | Matrix Code | \$85,000.00 |
| 2023 | 2 | 3874 | 6888664 | No | The Carroll Center for the Blind / Career and Vocational Rehab Services | B23MC250019 | EN | 05B | LMC | \$9,750.00 |
| 2023 | 2 | 3874 | 6916181 | No | The Carroll Center for the Blind / Career and Vocational Rehab Services | B23MC250019 | EN | 05B | LMC | \$3,250.00 |
| 2023 | 2 | 3880 | 6877461 | No | Jewish Family & Children's Service/ Stabilization & Recovery Services | B23MC250019 | EN | 05B | LMC | \$13,930.25 |
| 2023 | 2 | 3880 | 6899549 | No | Jewish Family & Children's Service/ Stabilization & Recovery Services | B23MC250019 | EN | 05B | LMC | \$1,369.75 |
| 2023 | 2 | 3884 | 6913623 | No | Pathway to Possible | B23MC250019 | EN | 05B | LMC | \$10,000.00 |
| 2023 | 2 | 3885 | 6866258 | No | Riverside Community Care / Mental Health Services Promoting Economic Mobility | B23MC250019 | EN | 05B | LMC | \$9,522.80 |
| 2023 | 2 | 3885 | 6867977 | No | Riverside Community Care / Mental Health Services Promoting Economic Mobility | B23MC250019 | EN | 05B | LMC | \$1,731.42 |
| 2023 | 2 | 3885 | 6873320 | No | Riverside Community Care / Mental Health Services Promoting Economic Mobility | B23MC250019 | EN | 05B | LMC | \$1,731.42 |
| 2023 | 2 | 3885 | 6884970 | No | Riverside Community Care / Mental Health Services Promoting Economic Mobility | B23MC250019 | EN | 05B | LMC | \$1,731.42 |
| 2023 | 2 | 3885 | 6899549 | No | Riverside Community Care / Mental Health Services Promoting Economic Mobility | B23MC250019 | EN | 05B | LMC | \$2,597.12 |
| 2023 | 2 | 3885 | 6909797 | No | Riverside Community Care / Mental Health Services Promoting Economic Mobility | B23MC250019 | EN | 05B | LMC | \$1,731.42 |
| 2023 | 2 | 3885 | 6913623 | No | Riverside Community Care / Mental Health Services Promoting Economic Mobility | B23MC250019 | EN | 05B | LMC | \$2,654.40 |
| | | | | | | | | 05B | Matrix Code | \$60,000.00 |
| 2023 | 2 | 3875 | 6866258 | No | Boys and Girls Club- Financial Aid for Teens and Families | B23MC250019 | EN | 05D | LMC | \$24,900.00 |
| 2023 | 2 | 3876 | 6888664 | No | West Suburban YMCA - Childcare Financial Aid Program | B23MC250019 | EN | 05D | LMC | \$24,900.00 |
| 2023 | 2 | 3878 | 6874851 | No | Jewish Big Brothers & Big Sisters / Mentoring Initiatives | B23MC250019 | EN | 05D | LMC | \$3,367.00 |
| 2023 | 2 | 3878 | 6884960 | No | Jewish Big Brothers & Big Sisters / Mentoring Initiatives | B23MC250019 | EN | 05D | LMC | \$6,633.00 |
| 2023 | 2 | 3883 | 6871245 | No | Plowshares Education Development Center / Tuition Assistance for Preschool and After School | B23MC250019 | EN | 05D | LMC | \$3,299.00 |
| 2023 | 2 | 3883 | 6899561 | No | Plowshares Education Development Center / Tuition Assistance for Preschool and After School | B23MC250019 | EN | 05D | LMC | \$4,379.73 |
| 2023 | 2 | 3883 | 6913623 | No | Plowshares Education Development Center / Tuition Assistance for Preschool and After School | B23MC250019 | EN | 05D | LMC | \$3,321.27 |
| 2023 | 2 | 3887 | 6916509 | No | Dept. of Parks & Recreation - Financial Aid for Youth Summer Camp | B23MC250019 | EN | 05D | LMC | \$14,900.00 |
| | | | | | | | | 05D | Matrix Code | \$85,700.00 |
| 2023 | 2 | 3886 | 6884970 | No | The Second Step / Residential and Community Programs for Survivors of Domestic Violence | B22MC250019 | PI | 05G | LMC | \$15,980.26 |
| 2023 | 2 | 3886 | 6899549 | No | The Second Step / Residential and Community Programs for Survivors of Domestic Violence | B22MC250019 | PI | 05G | LMC | \$9,185.45 |
| 2023 | 2 | 3886 | 6916181 | No | The Second Step / Residential and Community Programs for Survivors of Domestic Violence | B23MC250019 | EN | 05G | LMC | \$1,589.81 |
| | | | | | | | | 05G | Matrix Code | \$26,755.52 |
| 2023 | 2 | 3877 | 6871245 | No | Family ACCESS - Social Mobility for Young Families | B23MC250019 | EN | 05L | LMC | \$12,500.00 |
| 2023 | 2 | 3877 | 6880527 | No | Family ACCESS - Social Mobility for Young Families | B23MC250019 | EN | 05L | LMC | \$2,500.00 |



Office of Community Planning and Development
 U.S. Department of Housing and Urban Development
 Integrated Disbursement and Information System
 PR26 - CDBG Financial Summary Report
 Program Year 2023
 NEWTON , MA

DATE: 08-27-24
 TIME: 7:56
 PAGE: 5

| Plan Year | IDIS Project | IDIS Activity | Voucher Number | Activity to prevent, prepare for, and respond to Coronavirus | Activity Name | Grant Number | Fund Type | Matrix Code | National Objective | Drawn Amount |
|-----------|--------------|---------------|----------------|--|---|--------------|-----------|-------------|--------------------|--------------|
| 2023 | 2 | 3894 | 6916509 | No | Cousens Fund- Emergency Payments for Families in Crisis | B23MC250019 | EN | 05L | Matrix Code | \$15,000.00 |
| | | | | | | | | 05Q | LMC | \$24,900.00 |
| | | | | | | | | 05Q | Matrix Code | \$24,900.00 |
| Total | | | | | | | | | | \$297,355.52 |

LINE 37 DETAIL: ACTIVITIES INCLUDED IN THE COMPUTATION OF LINE 37

| Plan Year | IDIS Project | IDIS Activity | Voucher Number | Activity Name | Matrix Code | National Objective | Drawn Amount |
|-----------|--------------|---------------|----------------|------------------------|-------------|--------------------|--------------|
| 2021 | 5 | 3746 | 6804198 | Program Administration | 21A | | \$7,894.36 |
| 2021 | 5 | 3746 | 6815636 | Program Administration | 21A | | \$1,942.50 |
| 2021 | 5 | 3746 | 6819074 | Program Administration | 21A | | \$322.58 |
| 2021 | 5 | 3746 | 6846016 | Program Administration | 21A | | \$363.75 |
| 2022 | 4 | 3823 | 6804198 | Program Administration | 21A | | \$59,070.89 |
| 2022 | 4 | 3823 | 6805113 | Program Administration | 21A | | \$18.82 |
| 2022 | 4 | 3823 | 6810790 | Program Administration | 21A | | \$155.77 |
| 2022 | 4 | 3823 | 6819074 | Program Administration | 21A | | \$8,751.97 |
| 2023 | 4 | 3869 | 6840277 | Program Administration | 21A | | \$41.89 |
| 2023 | 4 | 3869 | 6840279 | Program Administration | 21A | | \$7.60 |
| 2023 | 4 | 3869 | 6840283 | Program Administration | 21A | | \$41.94 |
| 2023 | 4 | 3869 | 6840285 | Program Administration | 21A | | \$3.51 |
| 2023 | 4 | 3869 | 6840287 | Program Administration | 21A | | \$42.59 |
| 2023 | 4 | 3869 | 6840288 | Program Administration | 21A | | \$10.21 |
| 2023 | 4 | 3869 | 6840291 | Program Administration | 21A | | \$42.21 |
| 2023 | 4 | 3869 | 6840294 | Program Administration | 21A | | \$28.86 |
| 2023 | 4 | 3869 | 6840296 | Program Administration | 21A | | \$6,546.62 |
| 2023 | 4 | 3869 | 6840348 | Program Administration | 21A | | \$6,709.13 |
| 2023 | 4 | 3869 | 6840352 | Program Administration | 21A | | \$6,741.77 |
| 2023 | 4 | 3869 | 6840353 | Program Administration | 21A | | \$6,731.10 |
| 2023 | 4 | 3869 | 6840355 | Program Administration | 21A | | \$6,708.27 |
| 2023 | 4 | 3869 | 6840356 | Program Administration | 21A | | \$6,709.13 |
| 2023 | 4 | 3869 | 6840359 | Program Administration | 21A | | \$6,741.77 |
| 2023 | 4 | 3869 | 6840360 | Program Administration | 21A | | \$6,731.11 |
| 2023 | 4 | 3869 | 6840361 | Program Administration | 21A | | \$6,708.26 |
| 2023 | 4 | 3869 | 6840362 | Program Administration | 21A | | \$6,709.14 |
| 2023 | 4 | 3869 | 6840373 | Program Administration | 21A | | \$7,716.39 |
| 2023 | 4 | 3869 | 6842671 | Program Administration | 21A | | \$812.70 |
| 2023 | 4 | 3869 | 6842685 | Program Administration | 21A | | \$6,741.76 |
| 2023 | 4 | 3869 | 6846502 | Program Administration | 21A | | \$6,547.47 |
| 2023 | 4 | 3869 | 6846510 | Program Administration | 21A | | \$6,709.13 |
| 2023 | 4 | 3869 | 6846513 | Program Administration | 21A | | \$6,877.06 |
| 2023 | 4 | 3869 | 6846514 | Program Administration | 21A | | \$6,708.27 |
| 2023 | 4 | 3869 | 6846518 | Program Administration | 21A | | \$6,709.13 |
| 2023 | 4 | 3869 | 6846523 | Program Administration | 21A | | \$6,709.13 |
| 2023 | 4 | 3869 | 6846527 | Program Administration | 21A | | \$6,709.13 |
| 2023 | 4 | 3869 | 6846532 | Program Administration | 21A | | \$6,698.79 |
| 2023 | 4 | 3869 | 6846567 | Program Administration | 21A | | \$6,731.11 |
| 2023 | 4 | 3869 | 6846666 | Program Administration | 21A | | \$6,708.28 |
| 2023 | 4 | 3869 | 6848102 | Program Administration | 21A | | \$6,708.27 |
| 2023 | 4 | 3869 | 6850967 | Program Administration | 21A | | \$2.79 |
| 2023 | 4 | 3869 | 6850970 | Program Administration | 21A | | \$42.16 |
| 2023 | 4 | 3869 | 6850982 | Program Administration | 21A | | \$6,709.14 |
| 2023 | 4 | 3869 | 6854599 | Program Administration | 21A | | \$6,741.79 |
| 2023 | 4 | 3869 | 6854600 | Program Administration | 21A | | \$6,698.76 |
| 2023 | 4 | 3869 | 6854643 | Program Administration | 21A | | \$6,800.98 |
| 2023 | 4 | 3869 | 6855458 | Program Administration | 21A | | \$673.92 |
| 2023 | 4 | 3869 | 6855974 | Program Administration | 21A | | \$42.18 |
| 2023 | 4 | 3869 | 6856801 | Program Administration | 21A | | \$2,000.00 |
| 2023 | 4 | 3869 | 6857721 | Program Administration | 21A | | \$81.78 |
| 2023 | 4 | 3869 | 6859404 | Program Administration | 21A | | \$6,801.86 |
| 2023 | 4 | 3869 | 6859406 | Program Administration | 21A | | \$6,801.84 |
| 2023 | 4 | 3869 | 6862313 | Program Administration | 21A | | \$1,359.56 |
| 2023 | 4 | 3869 | 6865810 | Program Administration | 21A | | \$6,889.13 |
| 2023 | 4 | 3869 | 6865819 | Program Administration | 21A | | \$6,800.97 |
| 2023 | 4 | 3869 | 6866258 | Program Administration | 21A | | \$356.45 |
| 2023 | 4 | 3869 | 6866294 | Program Administration | 21A | | \$0.64 |



Office of Community Planning and Development
 U.S. Department of Housing and Urban Development
 Integrated Disbursement and Information System
 PR26 - CDBG Financial Summary Report
 Program Year 2023
 NEWTON , MA

DATE: 08-27-24
 TIME: 7:56
 PAGE: 6

| Plan Year | IDIS Project | IDIS Activity | Voucher Number | Activity Name | Matrix Code | National Objective | Drawn Amount |
|--------------|--------------|---------------|----------------|------------------------|-------------|--------------------|---------------------|
| 2023 | 4 | 3869 | 6869307 | Program Administration | 21A | | \$42.18 |
| 2023 | 4 | 3869 | 6870343 | Program Administration | 21A | | \$6,801.85 |
| 2023 | 4 | 3869 | 6871245 | Program Administration | 21A | | \$417.09 |
| 2023 | 4 | 3869 | 6872007 | Program Administration | 21A | | \$6,735.24 |
| 2023 | 4 | 3869 | 6872010 | Program Administration | 21A | | \$6,801.85 |
| 2023 | 4 | 3869 | 6874851 | Program Administration | 21A | | \$586.24 |
| 2023 | 4 | 3869 | 6875668 | Program Administration | 21A | | \$6,723.92 |
| 2023 | 4 | 3869 | 6876944 | Program Administration | 21A | | \$42.18 |
| 2023 | 4 | 3869 | 6877461 | Program Administration | 21A | | \$119.97 |
| 2023 | 4 | 3869 | 6877467 | Program Administration | 21A | | \$6,800.97 |
| 2023 | 4 | 3869 | 6882845 | Program Administration | 21A | | \$6,801.86 |
| 2023 | 4 | 3869 | 6882846 | Program Administration | 21A | | \$6,801.86 |
| 2023 | 4 | 3869 | 6884960 | Program Administration | 21A | | \$301.05 |
| 2023 | 4 | 3869 | 6884974 | Program Administration | 21A | | \$6,357.55 |
| 2023 | 4 | 3869 | 6887555 | Program Administration | 21A | | \$42.82 |
| 2023 | 4 | 3869 | 6892515 | Program Administration | 21A | | \$125.00 |
| 2023 | 4 | 3869 | 6892536 | Program Administration | 21A | | \$2,398.50 |
| 2023 | 4 | 3869 | 6892551 | Program Administration | 21A | | \$6,334.83 |
| 2023 | 4 | 3869 | 6892562 | Program Administration | 21A | | \$6,335.58 |
| 2023 | 4 | 3869 | 6894631 | Program Administration | 21A | | \$6,335.56 |
| 2023 | 4 | 3869 | 6896690 | Program Administration | 21A | | \$6,357.54 |
| 2023 | 4 | 3869 | 6897395 | Program Administration | 21A | | \$4,133.12 |
| 2023 | 4 | 3869 | 6899535 | Program Administration | 21A | | \$0.64 |
| 2023 | 4 | 3869 | 6899539 | Program Administration | 21A | | \$8,834.85 |
| 2023 | 4 | 3869 | 6899549 | Program Administration | 21A | | \$76.14 |
| 2023 | 4 | 3869 | 6899555 | Program Administration | 21A | | \$43.79 |
| 2023 | 4 | 3869 | 6901571 | Program Administration | 21A | | \$293.12 |
| 2023 | 4 | 3869 | 6901596 | Program Administration | 21A | | \$6,335.56 |
| 2023 | 4 | 3869 | 6903203 | Program Administration | 21A | | \$6,358.40 |
| 2023 | 4 | 3869 | 6905929 | Program Administration | 21A | | \$6,373.64 |
| 2023 | 4 | 3869 | 6907438 | Program Administration | 21A | | \$6,395.60 |
| 2023 | 4 | 3869 | 6909797 | Program Administration | 21A | | \$103.89 |
| 2023 | 4 | 3869 | 6909823 | Program Administration | 21A | | \$43.75 |
| 2023 | 4 | 3869 | 6909825 | Program Administration | 21A | | \$30.72 |
| 2023 | 4 | 3869 | 6909905 | Program Administration | 21A | | \$6,372.91 |
| 2023 | 4 | 3869 | 6913623 | Program Administration | 21A | | \$287.26 |
| 2023 | 4 | 3869 | 6913637 | Program Administration | 21A | | \$356.25 |
| 2023 | 4 | 3869 | 6913643 | Program Administration | 21A | | \$6,373.63 |
| 2023 | 4 | 3869 | 6917193 | Program Administration | 21A | | \$17.38 |
| 2023 | 4 | 3869 | 6919328 | Program Administration | 21A | | \$6,861.89 |
| 2023 | 4 | 3869 | 6928384 | Program Administration | 21A | | \$43.82 |
| | | | | | 21A | Matrix Code | \$436,266.32 |
| 2022 | 4 | 3824 | 6805113 | Citizen Participation | 21C | | \$74.91 |
| 2023 | 2 | 3888 | 6856801 | Citizen Participation | 21C | | \$273.79 |
| 2023 | 2 | 3888 | 6880529 | Citizen Participation | 21C | | \$615.54 |
| 2023 | 2 | 3888 | 6899549 | Citizen Participation | 21C | | \$343.42 |
| | | | | | 21C | Matrix Code | \$1,307.66 |
| Total | | | | | | | \$437,573.98 |



PART I: SUMMARY OF CDBG-CV RESOURCES

| | |
|---|--------------|
| 01 CDBG-CV GRANT | 1,743,641.00 |
| 02 FUNDS RETURNED TO THE LINE-OF-CREDIT | 0.00 |
| 03 FUNDS RETURNED TO THE LOCAL CDBG ACCOUNT | 0.00 |
| 04 TOTAL CDBG-CV FUNDS AWARDED | 1,743,641.00 |

PART II: SUMMARY OF CDBG-CV EXPENDITURES

| | |
|--|--------------|
| 05 DISBURSEMENTS OTHER THAN SECTION 108 REPAYMENTS AND PLANNING/ADMINISTRATION | 1,655,341.04 |
| 06 DISBURSED IN IDIS FOR PLANNING/ADMINISTRATION | 88,299.96 |
| 07 DISBURSED IN IDIS FOR SECTION 108 REPAYMENTS | 0.00 |
| 08 TOTAL EXPENDITURES (SUM, LINES 05 - 07) | 1,743,641.00 |
| 09 UNEXPENDED BALANCE (LINE 04 - LINE8) | 0.00 |

PART III: LOWMOD BENEFIT FOR THE CDBG-CV GRANT

| | |
|--|--------------|
| 10 EXPENDED FOR LOW/MOD HOUSING IN SPECIAL AREAS | 0.00 |
| 11 EXPENDED FOR LOW/MOD MULTI-UNIT HOUSING | 0.00 |
| 12 DISBURSED FOR OTHER LOW/MOD ACTIVITIES | 1,235,341.04 |
| 13 TOTAL LOW/MOD CREDIT (SUM, LINES 10 - 12) | 1,235,341.04 |
| 14 AMOUNT SUBJECT TO LOW/MOD BENEFIT (LINE 05) | 1,655,341.04 |
| 15 PERCENT LOW/MOD CREDIT (LINE 13/LINE 14) | 74.63% |

PART IV: PUBLIC SERVICE (PS) CALCULATIONS

| | |
|---|--------------|
| 16 DISBURSED IN IDIS FOR PUBLIC SERVICES | 1,045,341.04 |
| 17 CDBG-CV GRANT | 1,743,641.00 |
| 18 PERCENT OF FUNDS DISBURSED FOR PS ACTIVITIES (LINE 16/LINE 17) | 59.95% |

PART V: PLANNING AND ADMINISTRATION (PA) CAP

| | |
|---|--------------|
| 19 DISBURSED IN IDIS FOR PLANNING/ADMINISTRATION | 88,299.96 |
| 20 CDBG-CV GRANT | 1,743,641.00 |
| 21 PERCENT OF FUNDS DISBURSED FOR PA ACTIVITIES (LINE 19/LINE 20) | 5.06% |



LINE 10 DETAIL: ACTIVITIES TO CONSIDER IN DETERMINING THE AMOUNT TO ENTER ON LINE 10

No data returned for this view. This might be because the applied filter excludes all data.

LINE 11 DETAIL: ACTIVITIES TO CONSIDER IN DETERMINING THE AMOUNT TO ENTER ON LINE 11

No data returned for this view. This might be because the applied filter excludes all data.

LINE 12 DETAIL: ACTIVITIES INCLUDED IN THE COMPUTATION OF LINE 12

| Plan Year | IDIS Project | IDIS Activity | Voucher Number | Activity Name | Matrix Code | National Objective | Drawn Amount |
|-----------|--------------|---------------|----------------|---|-------------|--------------------|--------------|
| 2020 | 12 | 3590 | 6431561 | 2Life Communities - Emergency COVID-19 Food Relief | 05A | LMC | \$20,000.00 |
| | | | 6489095 | 2Life Communities - Emergency COVID-19 Food Relief | 05A | LMC | \$20,000.00 |
| | | 3592 | 6408875 | Barry L. Price - Ensuring Safe and Enriching Services for Individuals | 05B | LMC | \$14,099.77 |
| | | | 6431561 | Barry L. Price - Ensuring Safe and Enriching Services for Individuals | 05B | LMC | \$3,400.23 |
| | | 3593 | 6438715 | Family ACCESS - Building Affordable Childcare Capacity | 05L | LMC | \$11,079.00 |
| | | | 6453233 | Family ACCESS - Building Affordable Childcare Capacity | 05L | LMC | \$5,539.50 |
| | | | 6464432 | Family ACCESS - Building Affordable Childcare Capacity | 05L | LMC | \$5,539.50 |
| | | | 6464481 | Family ACCESS - Building Affordable Childcare Capacity | 05L | LMC | \$5,514.50 |
| | | | 6472509 | Family ACCESS - Building Affordable Childcare Capacity | 05L | LMC | \$5,539.50 |
| | | | 6488901 | Family ACCESS - Building Affordable Childcare Capacity | 05L | LMC | \$5,539.50 |
| | | | 6507330 | Family ACCESS - Building Affordable Childcare Capacity | 05L | LMC | \$7,689.86 |
| | | | 6509946 | Family ACCESS - Building Affordable Childcare Capacity | 05L | LMC | \$9,139.50 |
| | | | 6512573 | Family ACCESS - Building Affordable Childcare Capacity | 05L | LMC | \$6,353.30 |
| | | | 6537069 | Family ACCESS - Building Affordable Childcare Capacity | 05L | LMC | \$14,764.99 |
| | | | 6558916 | Family ACCESS - Building Affordable Childcare Capacity | 05L | LMC | \$25,325.14 |
| | | | 6582082 | Family ACCESS - Building Affordable Childcare Capacity | 05L | LMC | \$11,171.05 |
| | | | 6582083 | Family ACCESS - Building Affordable Childcare Capacity | 05L | LMC | \$11,277.10 |
| | | | 6592320 | Family ACCESS - Building Affordable Childcare Capacity | 05L | LMC | \$10,481.15 |
| | | | 6601589 | Family ACCESS - Building Affordable Childcare Capacity | 05L | LMC | \$10,350.76 |
| | | | 6615715 | Family ACCESS - Building Affordable Childcare Capacity | 05L | LMC | \$9,695.65 |
| | | 3594 | 6408882 | Cousens Fund - Emergency Assistance for Utilities | 05Q | LMC | \$27,990.92 |
| | | | 6417163 | Cousens Fund - Emergency Assistance for Utilities | 05Q | LMC | \$11,172.19 |
| | | | 6434462 | Cousens Fund - Emergency Assistance for Utilities | 05Q | LMC | \$5,367.62 |
| | | | 6441594 | Cousens Fund - Emergency Assistance for Utilities | 05Q | LMC | \$5,469.27 |
| | | | 6477814 | Cousens Fund - Emergency Assistance for Utilities | 05Q | LMC | \$13,764.51 |
| | | | 6507311 | Cousens Fund - Emergency Assistance for Utilities | 05Q | LMC | \$3,431.85 |
| | | | 6553009 | Cousens Fund - Emergency Assistance for Utilities | 05Q | LMC | \$6,692.81 |
| | | | 6570783 | Cousens Fund - Emergency Assistance for Utilities | 05Q | LMC | \$1,830.87 |
| | | 3595 | 6392868 | NCDF - Resident Services Touchtown Program | 05A | LMC | \$12,303.00 |
| | | | 6434464 | NCDF - Resident Services Touchtown Program | 05A | LMC | \$4,359.62 |
| | | | 6453230 | NCDF - Resident Services Touchtown Program | 05A | LMC | \$7,943.38 |
| | | 3596 | 6408879 | NHA - Resident Services Program | 05A | LMC | \$16,460.00 |
| | | 3597 | 6392866 | Dept. of Senior Services - Food and Essential Item Shopping Program | 05A | LMC | \$1,662.87 |
| | | | 6431553 | Dept. of Senior Services - Food and Essential Item Shopping Program | 05A | LMC | \$3,989.50 |
| | | | 6453237 | Dept. of Senior Services - Food and Essential Item Shopping Program | 05A | LMC | \$3,687.39 |
| | | | 6477811 | Dept. of Senior Services - Food and Essential Item Shopping Program | 05A | LMC | \$5,827.70 |
| | | | 6500053 | Dept. of Senior Services - Food and Essential Item Shopping Program | 05A | LMC | \$4,576.17 |



Office of Community Planning and Development
 U.S. Department of Housing and Urban Development
 Integrated Disbursement and Information System
 PR26 - CDBG-CV Financial Summary Report
 NEWTON , MA

DATE: 07-22-24
 TIME: 7:29
 PAGE: 3

| Plan Year | IDIS Project | IDIS Activity | Voucher Number | Activity Name | Matrix Code | National Objective | Drawn Amount | | |
|--------------|--------------|--|----------------|---|---|--|-----------------------|-------------|--------------|
| 2020 | 12 | 3597 | 6510049 | Dept. of Senior Services - Food and Essential Item Shopping Program | 05A | LMC | \$1,921.33 | | |
| | | | 6540929 | Dept. of Senior Services - Food and Essential Item Shopping Program | 05A | LMC | \$6,071.60 | | |
| | | | 6592345 | Dept. of Senior Services - Food and Essential Item Shopping Program | 05A | LMC | \$12,413.44 | | |
| | | 3598 | | 6431561 | Pathway to Possible - P2P COVID-19 Support | 05B | LMC | \$6,825.00 | |
| | | | | 6431581 | Pathway to Possible - P2P COVID-19 Support | 05B | LMC | \$3,548.90 | |
| | | | | 6453232 | Pathway to Possible - P2P COVID-19 Support | 05B | LMC | \$9,626.10 | |
| | | | | 6475435 | Pathway to Possible - P2P COVID-19 Support | 05B | LMC | \$8,000.00 | |
| | | | | 6488918 | Pathway to Possible - P2P COVID-19 Support | 05B | LMC | \$4,000.00 | |
| | | | | 6509946 | Pathway to Possible - P2P COVID-19 Support | 05B | LMC | \$3,950.00 | |
| | | | | 6537065 | Pathway to Possible - P2P COVID-19 Support | 05B | LMC | \$50.00 | |
| | | | | 6575577 | Pathway to Possible - P2P COVID-19 Support | 05B | LMC | \$7,905.00 | |
| | | 3689 | | 6488898 | John M. Barry Boys & Girls Club - Out of School Time Program | 05D | LMC | \$13,500.00 | |
| | | | | 6507330 | John M. Barry Boys & Girls Club - Out of School Time Program | 05D | LMC | \$9,775.00 | |
| | 6537067 | | | John M. Barry Boys & Girls Club - Out of School Time Program | 05D | LMC | \$5,750.00 | | |
| | 6561457 | | | John M. Barry Boys & Girls Club - Out of School Time Program | 05D | LMC | \$1,320.00 | | |
| | 6585909 | | | John M. Barry Boys & Girls Club - Out of School Time Program | 05D | LMC | \$3,155.00 | | |
| | 3690 | | 6488918 | West Suburban YMCA - Childcare Financial Aid Program | 05L | LMC | \$20,824.30 | | |
| | | | 6501692 | West Suburban YMCA - Childcare Financial Aid Program | 05L | LMC | \$4,535.54 | | |
| | | | 6507330 | West Suburban YMCA - Childcare Financial Aid Program | 05L | LMC | \$6,720.46 | | |
| | | | 6537065 | West Suburban YMCA - Childcare Financial Aid Program | 05L | LMC | \$9,018.00 | | |
| | | | 6537067 | West Suburban YMCA - Childcare Financial Aid Program | 05L | LMC | \$20,227.84 | | |
| | | | 6553008 | West Suburban YMCA - Childcare Financial Aid Program | 05L | LMC | \$18,343.73 | | |
| | | | 6561457 | West Suburban YMCA - Childcare Financial Aid Program | 05L | LMC | \$3,830.13 | | |
| | | | 6648054 | West Suburban YMCA - Childcare Financial Aid Program | 05L | LMC | \$15,000.00 | | |
| | | | 13 | 3600 | 6390642 | Metro West Collaborative Development - COVID-19 Emergency Housing Relief Program | 05Q | LMC | \$252,000.00 |
| | | | | | 6392812 | Metro West Collaborative Development - COVID-19 Emergency Housing Relief Program | 05Q | LMC | \$139,800.00 |
| | 6408875 | Metro West Collaborative Development - COVID-19 Emergency Housing Relief Program | | | 05Q | LMC | \$37,500.00 | | |
| | 6408880 | Metro West Collaborative Development - COVID-19 Emergency Housing Relief Program | | | 05Q | LMC | \$70,700.00 | | |
| | 15 | 3611 | | | 6392834 | Newton COVID-19 Small Business Recovery Grant: Royal Barbershop | 18C | LMCMC | \$10,000.00 |
| | | | | | 6392834 | Newton COVID-19 Small Business Recovery Grant: Newtonville Pizza | 18C | LMCMC | \$10,000.00 |
| | | | | | 6392834 | Newton COVID-19 Small Business Recovery Grant: Flora's Wine Bar | 18C | LMCMC | \$10,000.00 |
| | | | 6392834 | Newton COVID-19 Small Business Recovery Grant: Salone Di Bellezza | 18C | LMCMC | \$10,000.00 | | |
| | | | 6392834 | Newton COVID-19 Small Business Recovery Grant: Crystal Nail and Spa | 18C | LMCMC | \$10,000.00 | | |
| | | | 6392834 | Newton COVID-19 Small Business Recovery Grant: Hair by Hanna | 18C | LMCMC | \$10,000.00 | | |
| | | | 6392834 | Newton COVID-19 Small Business Recovery Grant: Radiant Spa & Massage | 18C | LMCMC | \$10,000.00 | | |
| | | | 6392834 | Newton COVID-19 Small Business Recovery Grant: Perfect Fit Tailors and Cleaners | 18C | LMCMC | \$10,000.00 | | |
| | | | 6392834 | Newton COVID-19 Small Business Recovery Grant: Dressing Room | 18C | LMCMC | \$10,000.00 | | |
| | | | 6392834 | Newton COVID-19 Small Business Recovery Grant: Eddie's Breakfast & Lunch | 18C | LMCMC | \$10,000.00 | | |
| | 3628 | 6392834 | 6392834 | Newton COVID-19 Small Business Recovery Grant: 11:11 Health Bar | 18C | LMCMC | \$10,000.00 | | |
| | | | 6489113 | Newton COVID-19 Small Business Recovery Grant: 11:11 Health Bar | 18C | LMCMC | \$10,000.00 | | |
| | | 3629 | 6392834 | 6392834 | Newton COVID-19 Small Business Recovery Grant: Bella Lash Nails & Spa | 18C | LMCMC | \$10,000.00 | |
| | | | | 6489113 | Newton COVID-19 Small Business Recovery Grant: Centre Barber Shop | 18C | LMCMC | \$10,000.00 | |
| | | 3701 | 6489113 | 6489113 | Newton COVID-19 Small Business Recovery Grant: Dancer's Image | 18C | LMCMC | \$10,000.00 | |
| | | | | 6489113 | Newton COVID-19 Small Business Recovery Grant: Flat Breads | 18C | LMCMC | \$10,000.00 | |
| | | 3714 | 6489113 | 6489113 | Newton COVID-19 Small Business Recovery Grant: Spa Paula B. | 18C | LMCMC | \$10,000.00 | |
| | | | | 6489113 | Newton COVID-19 Small Business Recovery Grant: Sukker and Sweet | 18C | LMCMC | \$10,000.00 | |
| | | 3715 | 6489113 | 6489113 | Newton COVID-19 Small Business Recovery Grant: Unique Nails and Spa | 18C | LMCMC | \$10,000.00 | |
| 6489113 | | | | Newton COVID-19 Small Business Recovery Grant: Unique Nails and Spa | 18C | LMCMC | \$10,000.00 | | |
| Total | | | | | | | \$1,235,341.04 | | |

LINE 16 DETAIL: ACTIVITIES INCLUDED IN THE COMPUTATION OF LINE 16



Office of Community Planning and Development
 U.S. Department of Housing and Urban Development
 Integrated Disbursement and Information System
 PR26 - CDBG-CV Financial Summary Report
 NEWTON , MA

DATE: 07-22-24
 TIME: 7:29
 PAGE: 4

| Plan Year | IDIS Project | IDIS Activity | Voucher Number | Activity Name | Matrix Code | National Objective | Drawn Amount | | |
|-----------|--|---|--|---|-------------|---|--------------|-----|-------------|
| 2020 | 12 | 3590 | 6431561 | 2Life Communities - Emergency COVID-19 Food Relief | 05A | LMC | \$20,000.00 | | |
| | | | 6489095 | 2Life Communities - Emergency COVID-19 Food Relief | 05A | LMC | \$20,000.00 | | |
| | 3592 | 3593 | 6408875 | Barry L. Price - Ensuring Safe and Enriching Services for Individuals | 05B | LMC | \$14,099.77 | | |
| | | | 6431561 | Barry L. Price - Ensuring Safe and Enriching Services for Individuals | 05B | LMC | \$3,400.23 | | |
| | 3593 | 3594 | 6438715 | Family ACCESS - Building Affordable Childcare Capacity | 05L | LMC | \$11,079.00 | | |
| | | | 6453233 | Family ACCESS - Building Affordable Childcare Capacity | 05L | LMC | \$5,539.50 | | |
| | | | 6464432 | Family ACCESS - Building Affordable Childcare Capacity | 05L | LMC | \$5,539.50 | | |
| | | | 6464481 | Family ACCESS - Building Affordable Childcare Capacity | 05L | LMC | \$5,514.50 | | |
| | | | 6472509 | Family ACCESS - Building Affordable Childcare Capacity | 05L | LMC | \$5,539.50 | | |
| | | | 6488901 | Family ACCESS - Building Affordable Childcare Capacity | 05L | LMC | \$5,539.50 | | |
| | | | 6507330 | Family ACCESS - Building Affordable Childcare Capacity | 05L | LMC | \$7,689.86 | | |
| | | | 6509946 | Family ACCESS - Building Affordable Childcare Capacity | 05L | LMC | \$9,139.50 | | |
| | | | 6512573 | Family ACCESS - Building Affordable Childcare Capacity | 05L | LMC | \$6,353.30 | | |
| | | | 6537069 | Family ACCESS - Building Affordable Childcare Capacity | 05L | LMC | \$14,764.99 | | |
| | | | 6558916 | Family ACCESS - Building Affordable Childcare Capacity | 05L | LMC | \$25,325.14 | | |
| | | | 6582082 | Family ACCESS - Building Affordable Childcare Capacity | 05L | LMC | \$11,171.05 | | |
| | | | 6582083 | Family ACCESS - Building Affordable Childcare Capacity | 05L | LMC | \$11,277.10 | | |
| | | | 6592320 | Family ACCESS - Building Affordable Childcare Capacity | 05L | LMC | \$10,481.15 | | |
| | | | 6601589 | Family ACCESS - Building Affordable Childcare Capacity | 05L | LMC | \$10,350.76 | | |
| | | | 6615715 | Family ACCESS - Building Affordable Childcare Capacity | 05L | LMC | \$9,695.65 | | |
| | | | 3594 | 3595 | 6408882 | Cousens Fund - Emergency Assistance for Utilities | 05Q | LMC | \$27,990.92 |
| | | | | | 6417163 | Cousens Fund - Emergency Assistance for Utilities | 05Q | LMC | \$11,172.19 |
| | 6434462 | Cousens Fund - Emergency Assistance for Utilities | | | 05Q | LMC | \$5,367.62 | | |
| | 6441594 | Cousens Fund - Emergency Assistance for Utilities | | | 05Q | LMC | \$5,469.27 | | |
| | 6477814 | Cousens Fund - Emergency Assistance for Utilities | | | 05Q | LMC | \$13,764.51 | | |
| | 6507311 | Cousens Fund - Emergency Assistance for Utilities | | | 05Q | LMC | \$3,431.85 | | |
| | 6553009 | Cousens Fund - Emergency Assistance for Utilities | | | 05Q | LMC | \$6,692.81 | | |
| | 6570783 | Cousens Fund - Emergency Assistance for Utilities | | | 05Q | LMC | \$1,830.87 | | |
| | 3595 | 3596 | | | 6392868 | NCDF - Resident Services Touchtown Program | 05A | LMC | \$12,303.00 |
| | | | | | 6434464 | NCDF - Resident Services Touchtown Program | 05A | LMC | \$4,359.62 |
| | | | 6453230 | NCDF - Resident Services Touchtown Program | 05A | LMC | \$7,943.38 | | |
| | 3596 | 6408879 | NHA - Resident Services Program | 05A | LMC | \$16,460.00 | | | |
| | 3597 | 3598 | 6392866 | Dept. of Senior Services - Food and Essential Item Shopping Program | 05A | LMC | \$1,662.87 | | |
| | | | 6431553 | Dept. of Senior Services - Food and Essential Item Shopping Program | 05A | LMC | \$3,989.50 | | |
| | | | 6453237 | Dept. of Senior Services - Food and Essential Item Shopping Program | 05A | LMC | \$3,687.39 | | |
| | | | 6477811 | Dept. of Senior Services - Food and Essential Item Shopping Program | 05A | LMC | \$5,827.70 | | |
| | | | 6500053 | Dept. of Senior Services - Food and Essential Item Shopping Program | 05A | LMC | \$4,576.17 | | |
| | | | 6510049 | Dept. of Senior Services - Food and Essential Item Shopping Program | 05A | LMC | \$1,921.33 | | |
| | | | 6540929 | Dept. of Senior Services - Food and Essential Item Shopping Program | 05A | LMC | \$6,071.60 | | |
| | | | 6592345 | Dept. of Senior Services - Food and Essential Item Shopping Program | 05A | LMC | \$12,413.44 | | |
| | | | 3598 | 3689 | 6431561 | Pathway to Possible - P2P COVID-19 Support | 05B | LMC | \$6,825.00 |
| | | | | | 6431581 | Pathway to Possible - P2P COVID-19 Support | 05B | LMC | \$3,548.90 |
| | 6453232 | Pathway to Possible - P2P COVID-19 Support | | | 05B | LMC | \$9,626.10 | | |
| | 6475435 | Pathway to Possible - P2P COVID-19 Support | | | 05B | LMC | \$8,000.00 | | |
| | 6488918 | Pathway to Possible - P2P COVID-19 Support | | | 05B | LMC | \$4,000.00 | | |
| | 6509946 | Pathway to Possible - P2P COVID-19 Support | | | 05B | LMC | \$3,950.00 | | |
| | 6537065 | Pathway to Possible - P2P COVID-19 Support | | | 05B | LMC | \$50.00 | | |
| | 3689 | 3690 | 6575577 | Pathway to Possible - P2P COVID-19 Support | 05B | LMC | \$7,905.00 | | |
| | | | 6488898 | John M. Barry Boys & Girls Club - Out of School Time Program | 05D | LMC | \$13,500.00 | | |
| | | | 6507330 | John M. Barry Boys & Girls Club - Out of School Time Program | 05D | LMC | \$9,775.00 | | |
| 6537067 | | | John M. Barry Boys & Girls Club - Out of School Time Program | 05D | LMC | \$5,750.00 | | | |
| 6561457 | | | John M. Barry Boys & Girls Club - Out of School Time Program | 05D | LMC | \$1,320.00 | | | |
| 3690 | 3690 | 6585909 | John M. Barry Boys & Girls Club - Out of School Time Program | 05D | LMC | \$3,155.00 | | | |
| | | 6488918 | West Suburban YMCA - Childcare Financial Aid Program | 05L | LMC | \$20,824.30 | | | |
| | | 6501692 | West Suburban YMCA - Childcare Financial Aid Program | 05L | LMC | \$4,535.54 | | | |
| | | 6507330 | West Suburban YMCA - Childcare Financial Aid Program | 05L | LMC | \$6,720.46 | | | |
| | | 6537065 | West Suburban YMCA - Childcare Financial Aid Program | 05L | LMC | \$9,018.00 | | | |
| | | 6537067 | West Suburban YMCA - Childcare Financial Aid Program | 05L | LMC | \$20,227.84 | | | |
| | | 6553008 | West Suburban YMCA - Childcare Financial Aid Program | 05L | LMC | \$18,343.73 | | | |
| | | 6561457 | West Suburban YMCA - Childcare Financial Aid Program | 05L | LMC | \$3,830.13 | | | |
| 6648054 | West Suburban YMCA - Childcare Financial Aid Program | 05L | LMC | \$15,000.00 | | | | | |



Office of Community Planning and Development
 U.S. Department of Housing and Urban Development
 Integrated Disbursement and Information System
 PR26 - CDBG-CV Financial Summary Report
 NEWTON , MA

DATE: 07-22-24
 TIME: 7:29
 PAGE: 5

| Plan Year | IDIS Project | IDIS Activity | Voucher Number | Activity Name | Matrix Code | National Objective | Drawn Amount |
|--------------|--------------|---------------|----------------|--|-------------|--------------------|-----------------------|
| 2020 | 13 | 3600 | 6390642 | Metro West Collaborative Development - COVID-19 Emergency Housing Relief Program | 05Q | LMC | \$252,000.00 |
| | | | 6392812 | Metro West Collaborative Development - COVID-19 Emergency Housing Relief Program | 05Q | LMC | \$139,800.00 |
| | | | 6408875 | Metro West Collaborative Development - COVID-19 Emergency Housing Relief Program | 05Q | LMC | \$37,500.00 |
| | | | 6408880 | Metro West Collaborative Development - COVID-19 Emergency Housing Relief Program | 05Q | LMC | \$70,700.00 |
| Total | | | | | | | \$1,045,341.04 |

LINE 19 DETAIL: ACTIVITIES INCLUDED IN THE COMPUTATION OF LINE 19

| Plan Year | IDIS Project | IDIS Activity | Voucher Number | Activity Name | Matrix Code | National Objective | Drawn Amount |
|--------------|--------------|---------------|----------------|------------------------|-------------|--------------------|--------------------|
| 2020 | 14 | 3602 | 6389610 | CDBG-CV Administration | 21A | | \$18,092.69 |
| | | | 6389802 | CDBG-CV Administration | 21A | | \$273.00 |
| | | | 6390138 | CDBG-CV Administration | 21A | | \$49.70 |
| | | | 6453232 | CDBG-CV Administration | 21A | | \$1,230.53 |
| | | | 6453246 | CDBG-CV Administration | 21A | | \$9,900.00 |
| | | | 6464433 | CDBG-CV Administration | 21A | | \$961.52 |
| | | | 6475434 | CDBG-CV Administration | 21A | | \$8,810.83 |
| | | | 6475435 | CDBG-CV Administration | 21A | | \$750.00 |
| | | | 6477816 | CDBG-CV Administration | 21A | | \$12,816.55 |
| | | | 6488918 | CDBG-CV Administration | 21A | | \$3,537.00 |
| | | | 6501692 | CDBG-CV Administration | 21A | | \$172.00 |
| | | | 6504541 | CDBG-CV Administration | 21A | | \$7,056.23 |
| | | | 6512057 | CDBG-CV Administration | 21A | | \$4,762.85 |
| | | | 6537065 | CDBG-CV Administration | 21A | | \$1,658.24 |
| | | | 6545018 | CDBG-CV Administration | 21A | | \$89.60 |
| | | | 6561466 | CDBG-CV Administration | 21A | | \$2,225.38 |
| | | | 6620147 | CDBG-CV Administration | 21A | | \$2,000.00 |
| | | | 6670848 | CDBG-CV Administration | 21A | | \$2,244.04 |
| | | | 6674698 | CDBG-CV Administration | 21A | | \$114.80 |
| | | | 6693760 | CDBG-CV Administration | 21A | | \$1,724.82 |
| | | | 6712311 | CDBG-CV Administration | 21A | | \$4,603.88 |
| | | | 6731433 | CDBG-CV Administration | 21A | | \$500.00 |
| | | | 6750222 | CDBG-CV Administration | 21A | | \$3,262.76 |
| | | | 6779919 | CDBG-CV Administration | 21A | | \$1,206.48 |
| | | | 6801568 | CDBG-CV Administration | 21A | | \$257.06 |
| Total | | | | | | | \$88,299.96 |



U.S. Department of Housing and Urban Development
 Office of Community Planning and Development
 Integrated Disbursement and Information System
 CDBG Activities At Risk Dashboard



Grantee: **NEWTON**

| | |
|---|--------------|
| Remediation Plans Rejected by the Field Office: 0 Activity | |
| Awaiting Field Office Review: 18 Activities | (15 overdue) |
| Remediation Completed by Grantee but Plan is Still Awaiting Field Office Review: 0 Activity | |
| Awaiting Grantee's Required Explanation and Remediation Plan: 11 Activities | (2 overdue) |
| Awaiting Grantee's Completion of Remediation Actions: 0 Activity | |
| Pending At Risk: 7 Activities | |

- X The activity is currently flagged as At-Risk for the condition specified on the column heading
- O No action required but this activity may soon be flagged as At-Risk for the condition specified on the column heading
- ^ The activity review is overdue

Awaiting Field Office Review(18 Activities)

Overdue: 15

| IDIS Activity | Activity | Matrix Code | Remediation Submitted | Remediation Submitted by | Target Completion Date for Remediation Action | Reason | Remediation Action | FO Due Date | FO Review Date | Overdue | 1 Year no Draw | 3 Year No Acc | 80% Drawn No Acc |
|---------------|---|-------------|-----------------------|--------------------------|---|--|--|-------------|----------------|---------|----------------|---------------|------------------|
| 3729 | Housing Development and Rehabilitation Program Fund | 14B | 11/9/2022 | B71560 | 5/8/2023 | Funds will be moved to future housing projects. | Working to execute funding agreements and find other housing projects that need funding. | 2/7/2023 | | ^ | X | O | |
| 3770 | Nonantum Village Place | 14B | 2/17/2023 | B69528 | 5/31/2023 | The project has been affected by supply chain issues and therefore will not be completed until April. | The City expects to receive the project's final requisition in March/April and close out the project in April/May. | 5/18/2023 | | ^ | X | | X |
| 3731 | McGrath Park Accessible Path | 03F | 2/22/2023 | B69529 | 5/8/2023 | It took a long time to find the suitable architect for the project and then their design schedule kept getting pushed back. The most recent design was recently presented to the Parks Commission. | Planning staff will meet with Parks department to create a schedule to maintain timeliness for this project. | 5/23/2023 | | ^ | X | O | |



U.S. Department of Housing and Urban Development
Office of Community Planning and Development
Integrated Disbursement and Information System
CDBG Activities At Risk Dashboard



Grantee: **NEWTON**

| IDIS Activity | Activity | Matrix Code | Remediation Submitted | Remediation Submitted by | Target Completion Date for Remediation Action | Reason | Remediation Action | FO Due Date | FO Review Date | Overdue | 1 Year no Draw | 3 Year No Acc | 80% Drawn No Acc |
|---------------|---|-------------|-----------------------|--------------------------|---|---|--|-------------|----------------|---------|----------------|---------------|------------------|
| 3588 | CAN-DO Portfolio Acquisition and Preservation | 14G | 2/23/2023 | B69529 | 8/22/2023 | While the acquisition of this portfolio took place in January 2021, the rehab work on the individual units has not begun. We have bid out the majority of the projects and have contractors lined up to do the work; however, it took longer than expected for our Legal Department to ensure that all necessary paperwork was in place before we could close on these contracts to move forward with the rehab work. As of 10/14/22, we closed on 14 out of the 16 units, in terms of the rehab contracts. | As of 10/14/22, we closed on 14 out of the 16 units, in terms of the rehab contracts. Our construction manager has begun working with the contractors to mobilize and begin rehab work on the units. Now that work has commenced, we will likely move the remaining balance of this account into one of the specific rehab projects. We anticipate being able to close out this IDIS activity by 12/31/23. | 5/24/2023 | | ^ | X | | |
| 3767 | 18-20 Coyne Road - Pathway 2 Possible | 14B | 5/10/2023 | B60591 | 6/30/2023 | It took some time coordinating attorneys with legal documents and once executed in Mid-February a special permit was needed to do driveway work (Late March, early April 2002). The approval process (3 weeks) and an engineering review (6 weeks and over). Work did not start until mid-September 2022 The cold weather in the winter (2022) delayed the construction work on the driveway because of the frozen ground. The work is underway and will be completed soon since we are in the spring now. | Construction is in process | 8/8/2023 | | ^ | X | O | X |
| 3877 | Family ACCESS - Social Mobility for Young Families | 05L | 3/7/2024 | B81227 | 9/3/2024 | Inputting accomplishments | Inputting accomplishments | 6/5/2024 | | ^ | | | X |
| 3875 | Boys and Girls Club- Financial Aid for Teens and Families | 05D | 3/8/2024 | B81227 | 9/3/2024 | Inputting accomplishments | Inputting accomplishments | 6/6/2024 | | ^ | | | X |



U.S. Department of Housing and Urban Development
Office of Community Planning and Development
Integrated Disbursement and Information System
CDBG Activities At Risk Dashboard



Grantee: **NEWTON**

| IDIS Activity | Activity | Matrix Code | Remediation Submitted | Remediation Submitted by | Target Completion Date for Remediation Action | Reason | Remediation Action | FO Due Date | FO Review Date | Overdue | 1 Year no Draw | 3 Year No Acc | 80% Drawn No Acc |
|---------------|---|-------------|-----------------------|--------------------------|---|--|--|-------------|----------------|---------|----------------|---------------|------------------|
| 3841 | CAN-DO Rehab (163 Jackson Road) | 14A | 3/11/2024 | B60591 | 4/17/2024 | A change order for more unseen work as well as Backorders are delaying the process. | Waiting on materials for the construction workers to complete project. | 6/9/2024 | | ^ | | | X |
| 3835 | 390 Newtonville Avenue | 14A | 3/27/2024 | B60591 | 4/15/2024 | Title issues with the Newton Housing Authority is the reason for delay. | Newton housing Authority is working on the title issue at this time. | 6/25/2024 | | ^ | X | | |
| 3844 | 39 School Street | 14A | 3/27/2024 | B60591 | 4/17/2024 | Material Backorders for continued construction. | Contractor waiting for materials to finish job. | 6/25/2024 | | ^ | | | X |
| 3848 | 45 Pelham Street | 14A | 5/17/2024 | B60591 | 7/17/2024 | NHA is doing an extensive project and using different funding sources. Newton is using 100K of CDBG funding and is using their own contract. Contractor has been refusing to sign CDBG contract. | Newton Housing Authority and the City of Newtons attorneys are working together on getting the contracts signed. | 8/15/2024 | | | X | | |
| 3805 | Housing Development and Rehabilitation Program Fund | 14B | 6/7/2024 | B71560 | 12/4/2024 | Working on setting up several projects at the moment to commit this funding | Working on setting up several projects at the moment to commit this funding | 9/5/2024 | | | X | | |
| 3808 | Housing Program Income Fund | 14A | 6/7/2024 | B71560 | 12/4/2024 | Working on setting up several projects to use this funding. | Working on setting up several projects to use this funding. | 9/5/2024 | | | X | | |
| 3840 | CAN-DO Rehab (2148-2150 Commonwealth Avenue) | 14A | | | | | | | | ^ | O | | X |

Awaiting Grantee's Required Explanation and Remediation Plan (11 Activities)

Overdue: 2

| IDIS Activity | Activity | Year | Remediation Plan Submission Deadline | National Objective | Matrix Code | Fund Date | Overdue | 1 Year no Draw | 3 Year No Acc | 80% Drawn No Acc |
|---------------|---|----------|--------------------------------------|--------------------|-------------|------------|---------|----------------|---------------|------------------|
| 3863 | Housing Program Delivery | 2023 | 9/23/2024 | LMH | 14H | 11/20/2023 | | | | X |
| 3883 | Plowshares Education Development Center / Tuition Assistance for Preschool and After School | 2023 | 9/23/2024 | LMC | 05D | 11/29/2023 | | | | X |
| 3884 | Pathway to Possible | 2023 | 9/23/2024 | LMC | 05B | 11/29/2023 | | | | X |
| 3922 | Closing Cost Downpayment Program Case 1: 35 Commonwealth Avenue, Unit 409 | 2022 | 9/4/2024 | LMH | 13B | 5/29/2024 | | | | X |
| 3879 | 2Life Communities / Caring Choices and Wellness Nursing for Low-Income Seniors | 2023 | 8/9/2024 | LMC | 05A | 11/29/2023 | | | | X |
| 3882 | Newton Housing Authority- Resident Services Program | 2023 237 | 8/9/2024 | LMC | 05A | 11/29/2023 | | | | X |



U.S. Department of Housing and Urban Development
Office of Community Planning and Development
Integrated Disbursement and Information System
CDBG Activities At Risk Dashboard



Grantee: **NEWTON**

| IDIS Activity | Activity | Year | Remediation Plan Submission Deadline | National Objective | Matrix Code | Fund Date | Overdue | 1 Year no Draw | 3 Year No Acc | 80% Drawn No Acc |
|---------------|---|------|--------------------------------------|--------------------|-------------|------------|---------|----------------|---------------|------------------|
| 3772 | Coleman House Preservation- 2Life Communities | 2020 | 7/26/2024 | LMH | 08 | 9/30/2021 | | X | | |
| 3876 | West Suburban YMCA - Childcare Financial Aid Program | 2023 | 7/12/2024 | LMC | 05D | 11/29/2023 | | | | X |
| 3878 | Jewish Big Brothers & Big Sisters / Mentoring Initiatives | 2023 | 7/3/2024 | LMC | 05D | 11/29/2023 | | | | X |
| 3822 | Human Services Program Income Reserve | 2022 | 1/5/2024 | LMC | 05Z | 10/7/2022 | ^ | X | | |
| 3804 | Housing Program Delivery | 2022 | 11/15/2023 | LMH | 14H | 9/30/2022 | ^ | | | X |

Pending At Risk (7 Activities)

| IDIS Activity | Activity | Year | National Objective | Matrix Code | Fund Date | 270 Days no Draw | 2 yr 9 Mos No Acc | 66% Drawn No Acc |
|---------------|---|------|--------------------|-------------|------------|------------------|-------------------|------------------|
| 3602 | CDBG-CV Administration | 2020 | | 21A | 6/25/2020 | O | | |
| 3728 | Housing Program Delivery | 2021 | LMH | 14H | 8/26/2021 | O | | |
| 3730 | Housing Program Income Fund | 2021 | LMH | 14A | 9/8/2021 | | O | |
| 3824 | Citizen Participation | 2022 | | 21C | 10/3/2022 | O | | |
| 3826 | Langley-Warren-Chase Accessible Crossings | 2022 | LMC | 03K | 10/26/2022 | O | | |
| 3866 | Housing Program Income Fund | 2023 | LMH | 14A | 9/6/2023 | O | | |
| 3868 | Human Services Program Income Reserve | 2023 | LMC | 05Z | 9/6/2023 | O | | |



U.S. Department of Housing and Urban Development
 Office of Community Planning and Development
 Integrated Disbursement and Information System
 Status of HOME Activities - Entitlement
 NEWTON CONSORTIUM, MA

DATE: 07-08-24
 TIME: 7:32
 PAGE: 1

IDIS - PR22

Note:
 WAED - Written Agreement Execution Date
 IFD - Initial Funding Date

| Tenure Type | Activity Type | IDIS Activity | Activity Address | Activity Status | Status Date | Total Units | Home Total HH Units Assisted | Commitment Date | Commitment Date Type | Committed Amount | Drawn Amount | PCT | |
|---------------------------------------|--------------------------------|---------------|--|-----------------|-------------|-------------|------------------------------|-----------------|----------------------|------------------|----------------|----------------|---------|
| Rental | NEW CONSTRUCTION | 3724 | 160 Stanton Ave , Newton MA, 02466 | Completed | 06/28/24 | 11 | 11 | N/A | 08/06/21 | WAED | \$255,143.36 | \$255,143.36 | 100.00% |
| Rental | NEW CONSTRUCTION | 3851 | 108 Centre St , Brookline MA, 02446 | Open | 06/14/24 | 0 | 0 | N/A | 01/25/23 | WAED | \$861,299.94 | \$775,169.95 | 90.00% |
| Rental | REHABILITATION | 2932 | 130 Lexington St , Watertown MA, 02472 | Final Draw | 04/24/23 | 25 | 8 | N/A | 02/15/12 | WAED | \$1,273,648.60 | \$1,273,648.60 | 100.00% |
| Rental | REHABILITATION | 3772 | 677 Winchester St , Newton MA, 02459 | Open | 04/27/23 | 0 | 0 | N/A | 08/26/21 | WAED | \$641,695.06 | \$609,611.00 | 95.00% |
| Rental | REHABILITATION | 3845 | 21 Carlson Rd , Framingham MA, 01702 | Open | 04/07/23 | 0 | 0 | N/A | 01/12/23 | WAED | \$442,118.74 | \$397,907.00 | 90.00% |
| Tenant-Based Rental Assistance (TBRA) | TENANT-BASED RENTAL ASSISTANCE | 3457 | , , | Completed | 06/27/24 | N/A | N/A | 1 | 06/12/18 | WAED | \$48,011.00 | \$48,011.00 | 100.00% |
| Tenant-Based Rental Assistance (TBRA) | TENANT-BASED RENTAL ASSISTANCE | 3580 | , , | Open | 06/14/24 | N/A | N/A | 1 | 11/22/19 | WAED | \$98,501.00 | \$93,356.00 | 94.78% |
| Tenant-Based Rental Assistance (TBRA) | TENANT-BASED RENTAL ASSISTANCE | 3582 | , , | Completed | 06/27/24 | N/A | N/A | 1 | 12/12/19 | WAED | \$61,626.00 | \$61,626.00 | 100.00% |
| Tenant-Based Rental Assistance (TBRA) | TENANT-BASED RENTAL ASSISTANCE | 3583 | , , | Final Draw | 11/08/23 | N/A | N/A | 1 | 01/29/20 | WAED | \$76,122.00 | \$76,122.00 | 100.00% |
| Tenant-Based Rental Assistance (TBRA) | TENANT-BASED RENTAL ASSISTANCE | 3681 | , , | Completed | 06/27/24 | N/A | N/A | 1 | 10/06/20 | WAED | \$41,526.00 | \$41,526.00 | 100.00% |
| Tenant-Based Rental Assistance (TBRA) | TENANT-BASED RENTAL ASSISTANCE | 3683 | , , | Open | 05/31/24 | N/A | N/A | 1 | 12/01/20 | WAED | \$82,234.00 | \$72,703.00 | 88.41% |
| Tenant-Based Rental Assistance (TBRA) | TENANT-BASED RENTAL ASSISTANCE | 3684 | , , | Completed | 06/27/24 | N/A | N/A | 1 | 12/24/20 | WAED | \$33,567.00 | \$33,567.00 | 100.00% |
| Tenant-Based Rental Assistance (TBRA) | TENANT-BASED RENTAL ASSISTANCE | 3691 | , , | Completed | 06/26/24 | N/A | N/A | 1 | 02/10/21 | WAED | \$44,958.00 | \$44,958.00 | 100.00% |
| Tenant-Based Rental Assistance (TBRA) | TENANT-BASED RENTAL ASSISTANCE | 3694 | , , | Completed | 06/27/24 | N/A | N/A | 1 | 03/05/21 | WAED | \$28,870.00 | \$28,870.00 | 100.00% |
| Tenant-Based Rental Assistance (TBRA) | TENANT-BASED RENTAL ASSISTANCE | 3718 | , , | Completed | 06/27/24 | N/A | N/A | 1 | 03/26/21 | WAED | \$39,092.00 | \$39,092.00 | 100.00% |
| Tenant-Based Rental Assistance (TBRA) | TENANT-BASED RENTAL ASSISTANCE | 3771 | , , | Completed | 06/27/24 | N/A | N/A | 1 | 07/27/21 | WAED | \$29,640.00 | \$29,640.00 | 100.00% |
| Tenant-Based Rental Assistance (TBRA) | TENANT-BASED RENTAL ASSISTANCE | 3773 | , , | Final Draw | 12/16/22 | N/A | N/A | 4 | 10/05/21 | WAED | \$8,450.00 | \$8,450.00 | 100.00% |
| Tenant-Based Rental Assistance (TBRA) | TENANT-BASED RENTAL ASSISTANCE | 3775 | , , | Completed | 06/27/24 | N/A | N/A | 1 | 10/22/21 | WAED | \$37,089.00 | \$37,089.00 | 100.00% |
| Tenant-Based Rental Assistance (TBRA) | TENANT-BASED RENTAL ASSISTANCE | 3776 | , , | Open | 01/03/24 | N/A | N/A | 2 | 10/21/21 | WAED | \$79,942.88 | \$79,178.28 | 99.04% |
| Tenant-Based Rental Assistance (TBRA) | TENANT-BASED RENTAL ASSISTANCE | 3778 | , , | Completed | 06/27/24 | N/A | N/A | 1 | 11/15/21 | WAED | \$25,512.00 | \$25,512.00 | 100.00% |



U.S. Department of Housing and Urban Development
 Office of Community Planning and Development
 Integrated Disbursement and Information System
 Status of HOME Activities - Entitlement
 NEWTON CONSORTIUM, MA

DATE: 07-08-24
 TIME: 7:32
 PAGE: 2

IDIS - PR22

Note:
 WAED - Written Agreement Execution Date
 IFD - Initial Funding Date

| Tenure Type | Activity Type | IDIS Activity | Activity Address | Activity Status | Status Date | Total Units | Home Total HH Units Assisted | Commitment Date | Commitment Date Type | Committed Amount | Drawn Amount | PCT | |
|---------------------------------------|--------------------------------|---------------|------------------|-----------------|-------------|-------------|------------------------------|-----------------|----------------------|------------------|--------------|-------------|---------|
| Tenant-Based Rental Assistance (TBRA) | TENANT-BASED RENTAL ASSISTANCE | 3782 | , , | Open | 04/19/23 | N/A | N/A | 1 | 11/30/21 | WAED | \$34,487.00 | \$31,419.00 | 91.10% |
| Tenant-Based Rental Assistance (TBRA) | TENANT-BASED RENTAL ASSISTANCE | 3791 | , , | Open | 03/12/24 | N/A | N/A | 23 | 01/19/22 | WAED | \$41,128.95 | \$38,614.95 | 93.89% |
| Tenant-Based Rental Assistance (TBRA) | TENANT-BASED RENTAL ASSISTANCE | 3792 | , , | Completed | 06/26/24 | N/A | N/A | 1 | 01/19/22 | WAED | \$33,880.00 | \$33,880.00 | 100.00% |
| Tenant-Based Rental Assistance (TBRA) | TENANT-BASED RENTAL ASSISTANCE | 3796 | , , | Final Draw | 12/21/23 | N/A | N/A | 1 | 02/23/22 | WAED | \$34,572.00 | \$34,572.00 | 100.00% |
| Tenant-Based Rental Assistance (TBRA) | TENANT-BASED RENTAL ASSISTANCE | 3801 | , , | Open | 03/31/23 | N/A | N/A | 1 | 04/15/22 | WAED | \$17,932.00 | \$16,655.00 | 92.88% |
| Tenant-Based Rental Assistance (TBRA) | TENANT-BASED RENTAL ASSISTANCE | 3802 | , , | Final Draw | 05/08/24 | N/A | N/A | 7 | 02/14/22 | WAED | \$13,791.07 | \$13,791.07 | 100.00% |
| Tenant-Based Rental Assistance (TBRA) | TENANT-BASED RENTAL ASSISTANCE | 3803 | , , | Completed | 06/27/24 | N/A | N/A | 1 | 05/10/22 | WAED | \$16,592.00 | \$16,592.00 | 100.00% |
| Tenant-Based Rental Assistance (TBRA) | TENANT-BASED RENTAL ASSISTANCE | 3832 | , , | Open | 05/31/24 | N/A | N/A | 2 | 09/22/22 | WAED | \$49,426.00 | \$42,109.00 | 85.20% |
| Tenant-Based Rental Assistance (TBRA) | TENANT-BASED RENTAL ASSISTANCE | 3833 | , , | Final Draw | 10/04/23 | N/A | N/A | 19 | 10/04/22 | WAED | \$60,346.00 | \$60,346.00 | 100.00% |
| Tenant-Based Rental Assistance (TBRA) | TENANT-BASED RENTAL ASSISTANCE | 3834 | , , | Completed | 06/27/24 | N/A | N/A | 1 | 09/28/22 | WAED | \$21,175.00 | \$21,175.00 | 100.00% |
| Tenant-Based Rental Assistance (TBRA) | TENANT-BASED RENTAL ASSISTANCE | 3842 | , , | Open | 09/20/23 | N/A | N/A | 1 | 11/29/22 | WAED | \$21,192.00 | \$19,426.00 | 91.67% |
| Tenant-Based Rental Assistance (TBRA) | TENANT-BASED RENTAL ASSISTANCE | 3855 | , , | Open | 01/03/24 | N/A | N/A | 1 | 04/01/23 | WAED | \$42,250.00 | \$32,002.00 | 75.74% |
| Tenant-Based Rental Assistance (TBRA) | TENANT-BASED RENTAL ASSISTANCE | 3857 | , , | Open | 06/27/24 | N/A | N/A | 15 | 04/08/23 | WAED | \$39,543.00 | \$36,743.00 | 92.92% |
| Tenant-Based Rental Assistance (TBRA) | TENANT-BASED RENTAL ASSISTANCE | 3858 | , , | Completed | 06/27/24 | N/A | N/A | 1 | 04/13/23 | WAED | \$24,324.00 | \$24,324.00 | 100.00% |
| Tenant-Based Rental Assistance (TBRA) | TENANT-BASED RENTAL ASSISTANCE | 3860 | , , | Completed | 06/27/24 | N/A | N/A | 1 | 06/13/23 | WAED | \$4,072.00 | \$4,072.00 | 100.00% |
| Tenant-Based Rental Assistance (TBRA) | TENANT-BASED RENTAL ASSISTANCE | 3861 | , , | Open | 05/08/24 | N/A | N/A | 1 | 06/01/23 | WAED | \$21,600.00 | \$14,820.00 | 68.61% |
| Tenant-Based Rental Assistance (TBRA) | TENANT-BASED RENTAL ASSISTANCE | 3862 | , , | Open | 05/08/24 | N/A | N/A | 1 | 07/26/23 | WAED | \$25,200.00 | \$23,028.00 | 91.38% |
| Tenant-Based Rental Assistance (TBRA) | TENANT-BASED RENTAL ASSISTANCE | 3872 | , , | Final Draw | 05/10/24 | N/A | N/A | 18 | 01/19/23 | WAED | \$51,894.00 | \$51,894.00 | 100.00% |
| Tenant-Based Rental Assistance (TBRA) | TENANT-BASED RENTAL ASSISTANCE | 3873 | , , | Open | 07/01/24 | N/A | N/A | 1 | 10/10/23 | WAED | \$14,700.00 | \$13,475.00 | 91.67% |



U.S. Department of Housing and Urban Development
 Office of Community Planning and Development
 Integrated Disbursement and Information System
 Status of HOME Activities - Entitlement
 NEWTON CONSORTIUM, MA

DATE: 07-08-24
 TIME: 7:32
 PAGE: 3

IDIS - PR22

Note:
 WAED - Written Agreement Execution Date
 IFD - Initial Funding Date

| Tenure Type | Activity Type | IDIS Activity | Activity Address | Activity Status | Status Date | Total Units | Home Total HH Units Assisted | Commitment Date | Commitment Date Type | Committed Amount | Drawn Amount | PCT | |
|---------------------------------------|--------------------------------|---------------|------------------|-----------------|-------------|-------------|------------------------------|-----------------|----------------------|------------------|--------------|--------------|---------|
| Tenant-Based Rental Assistance (TBRA) | TENANT-BASED RENTAL ASSISTANCE | 3896 | , , | Open | 07/01/24 | N/A | N/A | 1 | 11/01/23 | WAED | \$18,000.00 | \$12,260.00 | 68.11% |
| Tenant-Based Rental Assistance (TBRA) | TENANT-BASED RENTAL ASSISTANCE | 3897 | , , | Open | 05/31/24 | N/A | N/A | 1 | 10/25/23 | WAED | \$13,008.00 | \$4,544.00 | 34.93% |
| Tenant-Based Rental Assistance (TBRA) | TENANT-BASED RENTAL ASSISTANCE | 3907 | , , | Open | 05/31/24 | N/A | N/A | 1 | 12/01/23 | WAED | \$27,675.00 | \$18,691.00 | 67.54% |
| Tenant-Based Rental Assistance (TBRA) | TENANT-BASED RENTAL ASSISTANCE | 3908 | , , | Open | 07/01/24 | N/A | N/A | 1 | 12/01/23 | WAED | \$14,448.00 | \$10,836.00 | 75.00% |
| Tenant-Based Rental Assistance (TBRA) | TENANT-BASED RENTAL ASSISTANCE | 3909 | , , | Open | 05/31/24 | N/A | N/A | 1 | 12/01/23 | WAED | \$16,650.00 | \$8,348.00 | 50.14% |
| Tenant-Based Rental Assistance (TBRA) | TENANT-BASED RENTAL ASSISTANCE | 3914 | , , | Open | 07/01/24 | N/A | N/A | 1 | 12/28/23 | WAED | \$18,900.00 | \$12,600.00 | 66.67% |
| Tenant-Based Rental Assistance (TBRA) | TENANT-BASED RENTAL ASSISTANCE | 3928 | , , | Final Draw | 06/05/24 | N/A | N/A | 1 | 06/14/23 | WAED | \$1,670.00 | \$1,670.00 | 100.00% |
| Tenant-Based Rental Assistance (TBRA) | TENANT-BASED RENTAL ASSISTANCE | 3929 | , , | Open | 07/01/24 | N/A | N/A | 1 | 06/05/24 | WAED | \$37,696.00 | \$8,939.00 | 23.71% |
| AD/CO/CC | AD/CO/CC | 3560 | , , | Final Draw | 03/17/22 | 0 | 0 | 0 | 01/14/20 | IFD | \$20,940.00 | \$20,940.00 | 100.00% |
| AD/CO/CC | AD/CO/CC | 3571 | , , | Final Draw | 11/17/23 | 0 | 0 | 0 | 09/12/19 | IFD | \$131,729.72 | \$131,729.72 | 100.00% |
| AD/CO/CC | AD/CO/CC | 3667 | , , | Open | 01/11/23 | 0 | 0 | 0 | 01/11/23 | IFD | \$5,075.00 | \$0.00 | 0.00% |
| AD/CO/CC | AD/CO/CC | 3668 | , , | Final Draw | 07/28/23 | 0 | 0 | 0 | 11/19/20 | IFD | \$20,625.00 | \$20,625.00 | 100.00% |
| AD/CO/CC | AD/CO/CC | 3670 | , , | Final Draw | 09/28/22 | 0 | 0 | 0 | 11/19/20 | IFD | \$25,777.06 | \$25,777.06 | 100.00% |
| AD/CO/CC | AD/CO/CC | 3672 | , , | Final Draw | 12/04/23 | 0 | 0 | 0 | 01/14/21 | IFD | \$4,550.00 | \$4,550.00 | 100.00% |
| AD/CO/CC | AD/CO/CC | 3673 | , , | Final Draw | 05/22/24 | 0 | 0 | 0 | 11/19/20 | IFD | \$2,900.00 | \$2,900.00 | 100.00% |
| AD/CO/CC | AD/CO/CC | 3674 | , , | Final Draw | 12/21/22 | 0 | 0 | 0 | 09/21/20 | IFD | \$6,249.65 | \$6,249.65 | 100.00% |
| AD/CO/CC | AD/CO/CC | 3678 | , , | Final Draw | 02/11/22 | 0 | 0 | 0 | 12/14/21 | IFD | \$825.00 | \$825.00 | 100.00% |
| AD/CO/CC | AD/CO/CC | 3679 | , , | Open | 07/01/24 | 0 | 0 | 0 | 09/21/20 | IFD | \$264,735.59 | \$158,592.82 | 59.91% |
| AD/CO/CC | AD/CO/CC | 3753 | , , | Final Draw | 04/27/22 | 0 | 0 | 0 | 04/01/22 | IFD | \$1,550.00 | \$1,550.00 | 100.00% |
| AD/CO/CC | AD/CO/CC | 3754 | , , | Open | 01/21/22 | 0 | 0 | 0 | 01/21/22 | IFD | \$4,900.00 | \$0.00 | 0.00% |
| AD/CO/CC | AD/CO/CC | 3755 | , , | Open | 03/06/24 | 0 | 0 | 0 | 01/21/22 | IFD | \$21,200.00 | \$18,068.79 | 85.23% |
| AD/CO/CC | AD/CO/CC | 3756 | , , | Final Draw | 06/15/22 | 0 | 0 | 0 | 05/16/22 | IFD | \$2,800.00 | \$2,800.00 | 100.00% |
| AD/CO/CC | AD/CO/CC | 3757 | , , | Final Draw | 07/28/23 | 0 | 0 | 0 | 01/26/22 | IFD | \$23,350.00 | \$23,350.00 | 100.00% |
| AD/CO/CC | AD/CO/CC | 3758 | , , | Final Draw | 06/15/22 | 0 | 0 | 0 | 05/16/22 | IFD | \$2,975.00 | \$2,975.00 | 100.00% |
| AD/CO/CC | AD/CO/CC | 3760 | , , | Final Draw | 05/23/22 | 0 | 0 | 0 | 01/26/22 | IFD | \$2,775.00 | \$2,775.00 | 100.00% |
| AD/CO/CC | AD/CO/CC | 3761 | , , | Open | 02/07/23 | 0 | 0 | 0 | 08/27/21 | IFD | \$0.00 | \$0.00 | 0.00% |
| AD/CO/CC | AD/CO/CC | 3762 | , , | Final Draw | 06/14/22 | 0 | 0 | 0 | 05/16/22 | IFD | \$750.00 | \$750.00 | 100.00% |
| AD/CO/CC | AD/CO/CC | 3763 | , , | Final Draw | 04/27/22 | 0 | 0 | 0 | 04/06/22 | IFD | \$17,725.00 | \$17,725.00 | 100.00% |
| AD/CO/CC | AD/CO/CC | 3764 | , , | Final Draw | 06/24/22 | 0 | 0 | 0 | 01/26/22 | IFD | \$9,250.00 | \$9,250.00 | 100.00% |
| AD/CO/CC | AD/CO/CC | 3765 | , , | Final Draw | 02/11/22 | 0 | 0 | 0 | 12/14/21 | IFD | \$850.00 | \$850.00 | 100.00% |
| AD/CO/CC | AD/CO/CC | 3766 | , , | Open | 07/01/24 | 0 | 0 | 0 | 08/27/21 | IFD | \$61,061.50 | \$56,661.83 | 92.79% |
| AD/CO/CC | AD/CO/CC | 3836 | , , | Open | 02/07/24 | 0 | 0 | 0 | 11/09/22 | IFD | \$55,253.27 | \$23,436.93 | 42.42% |
| AD/CO/CC | AD/CO/CC | 3837 | , , | Final Draw | 05/07/24 | 0 | 0 | 0 | 11/09/22 | IFD | \$6,225.53 | \$6,225.53 | 100.00% |
| AD/CO/CC | AD/CO/CC | 3846 | , , | Open | 01/04/23 | 0 | 0 | 0 | 01/04/23 | IFD | \$22,990.00 | \$0.00 | 0.00% |
| AD/CO/CC | AD/CO/CC | 3847 | , , | Final Draw | 08/21/23 | 0 | 0 | 0 | 01/04/23 | IFD | \$10,025.00 | \$10,025.00 | 100.00% |
| AD/CO/CC | AD/CO/CC | 3849 | , , | Open | 02/07/24 | 0 | 0 | 0 | 01/09/23 | IFD | \$25,315.00 | \$24,295.45 | 95.97% |
| AD/CO/CC | AD/CO/CC | 3850 | , , | Final Draw | 03/31/23 | 0 | 0 | 0 | 01/23/23 | IFD | \$19,230.00 | \$19,230.00 | 100.00% |



U.S. Department of Housing and Urban Development
 Office of Community Planning and Development
 Integrated Disbursement and Information System
 Status of HOME Activities - Entitlement
 NEWTON CONSORTIUM, MA

DATE: 07-08-24
 TIME: 7:32
 PAGE: 4

IDIS - PR22

Note:
 WAED - Written Agreement Execution Date
 IFD - Initial Funding Date

| Tenure Type | Activity Type | IDIS Activity | Activity Address | Activity Status | Status Date | Total Units | Home Units Assisted | Total HH | Commitment Date | Commitment Date Type | Committed Amount | Drawn Amount | PCT |
|-------------|---------------|---------------|------------------|-----------------|-------------|-------------|---------------------|----------|-----------------|----------------------|------------------|--------------|---------|
| AD/CO/CC | AD/CO/CC | 3853 | , , | Final Draw | 05/17/24 | 0 | 0 | 0 | 03/14/23 | IFD | \$3,010.00 | \$3,010.00 | 100.00% |
| AD/CO/CC | AD/CO/CC | 3854 | , , | Final Draw | 06/02/23 | 0 | 0 | 0 | 03/14/23 | IFD | \$50,000.00 | \$50,000.00 | 100.00% |
| AD/CO/CC | AD/CO/CC | 3898 | , , | Open | 12/04/23 | 0 | 0 | 0 | 11/16/23 | IFD | \$4,780.00 | \$2,530.00 | 52.93% |
| AD/CO/CC | AD/CO/CC | 3899 | , , | Final Draw | 12/04/23 | 0 | 0 | 0 | 11/16/23 | IFD | \$1,700.00 | \$1,700.00 | 100.00% |
| AD/CO/CC | AD/CO/CC | 3900 | , , | Final Draw | 12/04/23 | 0 | 0 | 0 | 11/20/23 | IFD | \$920.00 | \$920.00 | 100.00% |
| AD/CO/CC | AD/CO/CC | 3901 | , , | Final Draw | 12/04/23 | 0 | 0 | 0 | 11/20/23 | IFD | \$810.00 | \$810.00 | 100.00% |
| AD/CO/CC | AD/CO/CC | 3903 | , , | Open | 06/27/24 | 0 | 0 | 0 | 11/20/23 | IFD | \$67,702.15 | \$29,540.52 | 43.63% |
| AD/CO/CC | AD/CO/CC | 3904 | , , | Open | 04/23/24 | 0 | 0 | 0 | 11/20/23 | IFD | \$10,033.35 | \$244.54 | 2.44% |
| AD/CO/CC | AD/CO/CC | 3913 | , , | Open | 01/17/24 | 0 | 0 | 0 | 01/17/24 | IFD | \$5,320.00 | \$0.00 | 0.00% |
| AD/CO/CC | AD/CO/CC | 3915 | , , | Final Draw | 02/22/24 | 0 | 0 | 0 | 01/31/24 | IFD | \$3,215.00 | \$3,215.00 | 100.00% |
| AD/CO/CC | AD/CO/CC | 3916 | , , | Final Draw | 02/22/24 | 0 | 0 | 0 | 01/31/24 | IFD | \$3,040.00 | \$3,040.00 | 100.00% |
| AD/CO/CC | AD/CO/CC | 3917 | , , | Final Draw | 05/17/24 | 0 | 0 | 0 | 02/23/24 | IFD | \$7,780.00 | \$7,780.00 | 100.00% |
| AD/CO/CC | AD/CO/CC | 3918 | , , | Open | 05/17/24 | 0 | 0 | 0 | 02/23/24 | IFD | \$2,335.00 | \$850.00 | 36.40% |
| AD/CO/CC | AD/CO/CC | 3920 | , , | Open | 03/29/24 | 0 | 0 | 0 | 03/29/24 | IFD | \$19,646.00 | \$0.00 | 0.00% |
| AD/CO/CC | AD/CO/CC | 3921 | , , | Final Draw | 04/10/24 | 0 | 0 | 0 | 03/29/24 | IFD | \$14,925.00 | \$14,925.00 | 100.00% |
| AD/CO/CC | AD/CO/CC | 3923 | , , | Open | 05/06/24 | 0 | 0 | 0 | 05/06/24 | IFD | \$1,322.00 | \$0.00 | 0.00% |
| AD/CO/CC | AD/CO/CC | 3924 | , , | Open | 05/06/24 | 0 | 0 | 0 | 05/06/24 | IFD | \$631.00 | \$0.00 | 0.00% |
| AD/CO/CC | AD/CO/CC | 3925 | , , | Open | 05/06/24 | 0 | 0 | 0 | 05/06/24 | IFD | \$714.00 | \$0.00 | 0.00% |

U.S. Department of Housing and Urban Development
 Office of Community Planning and Development
 Integrated Disbursement and Information System
 Home Matching Liability Report

NEWTON, MA

| Fiscal Year | Match Percent | Total Disbursements | Disbursements Requiring Match | Match Liability Amount |
|-------------|---------------|---------------------|-------------------------------|------------------------|
| 1998 | 25.0% | \$711,741.59 | \$589,962.59 | \$147,490.64 |
| 1999 | 25.0% | \$742,404.23 | \$622,652.77 | \$155,663.19 |
| 2000 | 25.0% | \$918,330.33 | \$793,048.45 | \$198,262.11 |
| 2001 | 25.0% | \$1,388,844.23 | \$1,202,176.11 | \$300,544.02 |
| 2002 | 25.0% | \$274,753.55 | \$129,778.76 | \$32,444.69 |
| 2003 | 25.0% | \$1,913,722.77 | \$1,674,910.97 | \$418,727.74 |
| 2004 | 25.0% | \$1,329,801.49 | \$1,069,716.37 | \$267,429.09 |
| 2005 | 25.0% | \$1,117,672.85 | \$865,720.40 | \$216,430.10 |
| 2006 | 25.0% | \$1,361,178.68 | \$1,059,731.35 | \$264,932.83 |
| 2007 | 25.0% | \$1,576,920.23 | \$1,320,768.34 | \$330,192.08 |
| 2008 | 25.0% | \$3,349,479.34 | \$3,019,197.40 | \$754,799.35 |
| 2009 | 25.0% | \$2,261,891.99 | \$1,938,430.54 | \$484,607.63 |
| 2010 | 25.0% | \$1,717,111.60 | \$1,483,027.21 | \$370,756.80 |
| 2011 | 25.0% | \$2,585,151.09 | \$2,295,638.83 | \$573,909.70 |
| 2012 | 25.0% | \$903,504.53 | \$746,629.68 | \$186,657.42 |
| 2013 | 25.0% | \$1,197,517.88 | \$963,664.05 | \$240,916.01 |
| 2014 | 25.0% | \$1,556,044.23 | \$1,418,716.80 | \$354,679.20 |

U.S. Department of Housing and Urban Development
 Office of Community Planning and Development
 Integrated Disbursement and Information System
 Home Matching Liability Report

| | | | | |
|------|-------|----------------|----------------|--------------|
| 2015 | 25.0% | \$1,849,380.37 | \$1,671,185.13 | \$417,796.28 |
| 2016 | 25.0% | \$1,088,294.46 | \$882,903.05 | \$220,725.76 |
| 2017 | 25.0% | \$2,045,964.12 | \$1,891,074.59 | \$472,768.64 |
| 2018 | 25.0% | \$1,162,419.65 | \$1,023,081.39 | \$255,770.34 |
| 2019 | 25.0% | \$1,306,417.33 | \$1,114,819.60 | \$278,704.90 |
| 2020 | 0.0% | \$1,323,246.18 | \$1,037,047.09 | \$0.00 |
| 2021 | 0.0% | \$749,042.50 | \$533,415.92 | \$0.00 |
| 2022 | 0.0% | \$1,176,681.00 | \$1,000,100.09 | \$0.00 |
| 2023 | 25.0% | \$1,345,650.35 | \$1,103,333.54 | \$275,833.38 |



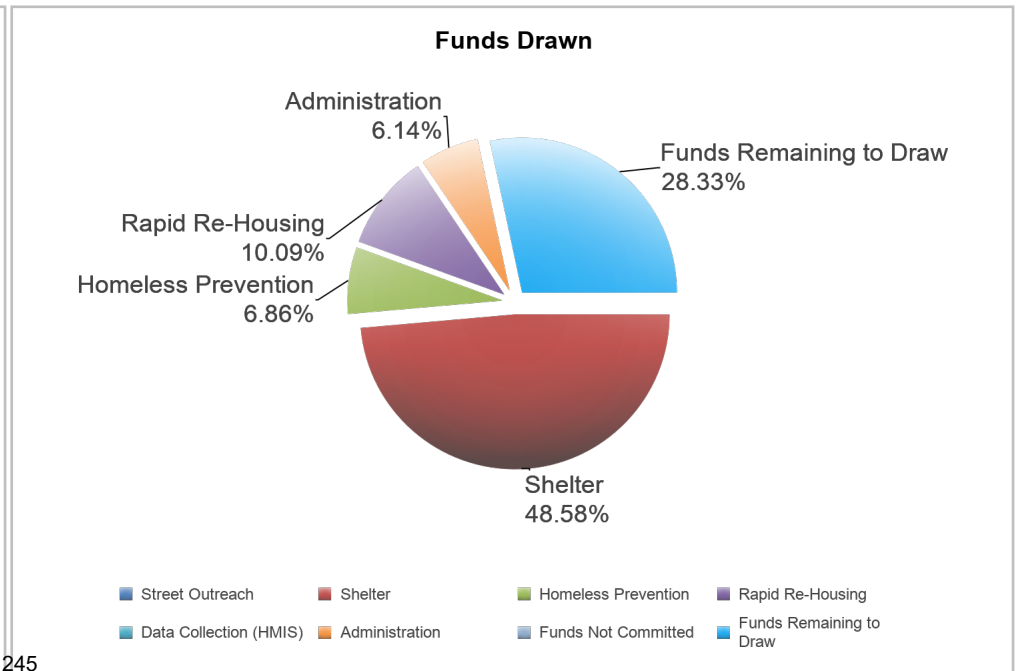
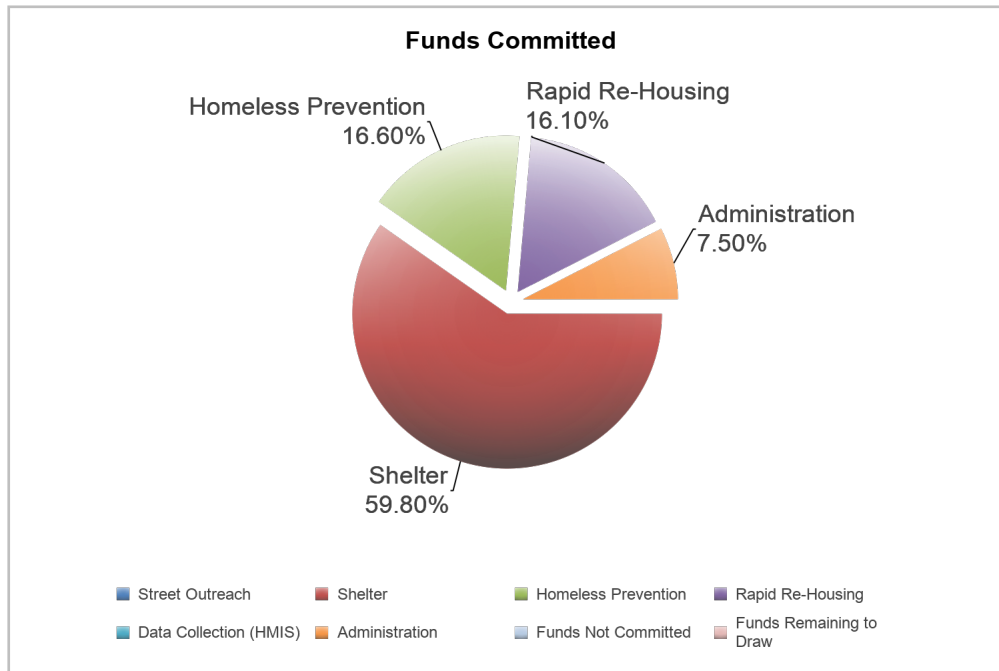
NEWTON, MA
 2023

ESG Program Level Summary

| Grant Number | Total Grant Amount | Total Funds Committed | Total Funds Available to Commit | % of Grant Funds Not Committed | Grant Funds Drawn | % of Grant Funds Drawn | Available to Draw | % Remaining to Draw |
|--------------|--------------------|-----------------------|---------------------------------|--------------------------------|-------------------|------------------------|-------------------|---------------------|
| E23MC250019 | \$164,388.00 | \$164,388.00 | \$0.00 | 0.00% | \$117,819.11 | 71.67% | \$46,568.89 | 28.33% |

ESG Program Components

| Activity Type | Total Committed to Activities | % of Grant Committed | Drawn Amount | % of Grant Drawn |
|-------------------------|-------------------------------|----------------------|---------------------|------------------|
| Street Outreach | \$0.00 | 0.00% | \$0.00 | 0.00% |
| Shelter | \$98,310.00 | 59.80% | \$79,861.84 | 48.58% |
| Homeless Prevention | \$27,290.00 | 16.60% | \$11,277.21 | 6.86% |
| Rapid Re-Housing | \$26,460.00 | 16.10% | \$16,593.70 | 10.09% |
| Data Collection (HMIS) | \$0.00 | 0.00% | \$0.00 | 0.00% |
| Administration | \$12,328.00 | 7.50% | \$10,086.36 | 6.14% |
| Funds Not Committed | \$0.00 | 0.00% | \$0.00 | 0.00% |
| Funds Remaining to Draw | \$0.00 | 0.00% | \$46,568.89 | 28.33% |
| Total | \$164,388.00 | 100.00% | \$164,388.00 | 100.00% |





U.S. Department of Housing and Urban Development
 Office of Community Planning and Development
 Integrated Disbursement and Information System
 PR91 - ESG Financial Summary

DATE: 07-22-24
 TIME: 7:42
 PAGE: 2

NEWTON, MA
 2023

24-Month Grant Expenditure Deadline

All of the recipient's grant must be expended for eligible activity costs within 24 months after the date HUD signs the grant agreement with the recipient. Expenditure means either an actual cash disbursement for a direct charge for a good or service or an indirect cost or the accrual of a direct charge for a good or service or an indirect cost. This report uses draws in IDIS to measure expenditures. HUD allocated Fiscal Year 2011 ESG funds in two allocations. For FY2011, this Obligation Date is the date of the first allocation. This report does not list the Obligation Date, does not calculate the Expenditure Deadline, and does not track the Days Remaining for the FY 2011 second allocation.

Grant Amount: \$164,388.00

| Grant Number | Draws to Date | HUD Obligation Date | Expenditure Deadline | Days Remaining to Meet Requirement Date | Expenditures Required |
|--------------|---------------|---------------------|----------------------|---|-----------------------|
| E23MC250019 | \$117,819.11 | 11/09/2023 | 11/09/2025 | 477 | \$46,568.89 |

60% Cap on Emergency Shelter and Street Outreach

The cap refers to the total amount of the recipient's fiscal year grant, allowed for emergency shelter and street outreach activities, is capped at 60 percent. This amount cannot exceed the greater of: (1) 60% of the overall grant for the year; or, (2) the amount of Fiscal Year 2010 ESG funds committed for homeless assistance activities. (Note: the HESG-CV grants are currently exempt from the 60% funding cap restrictions.)

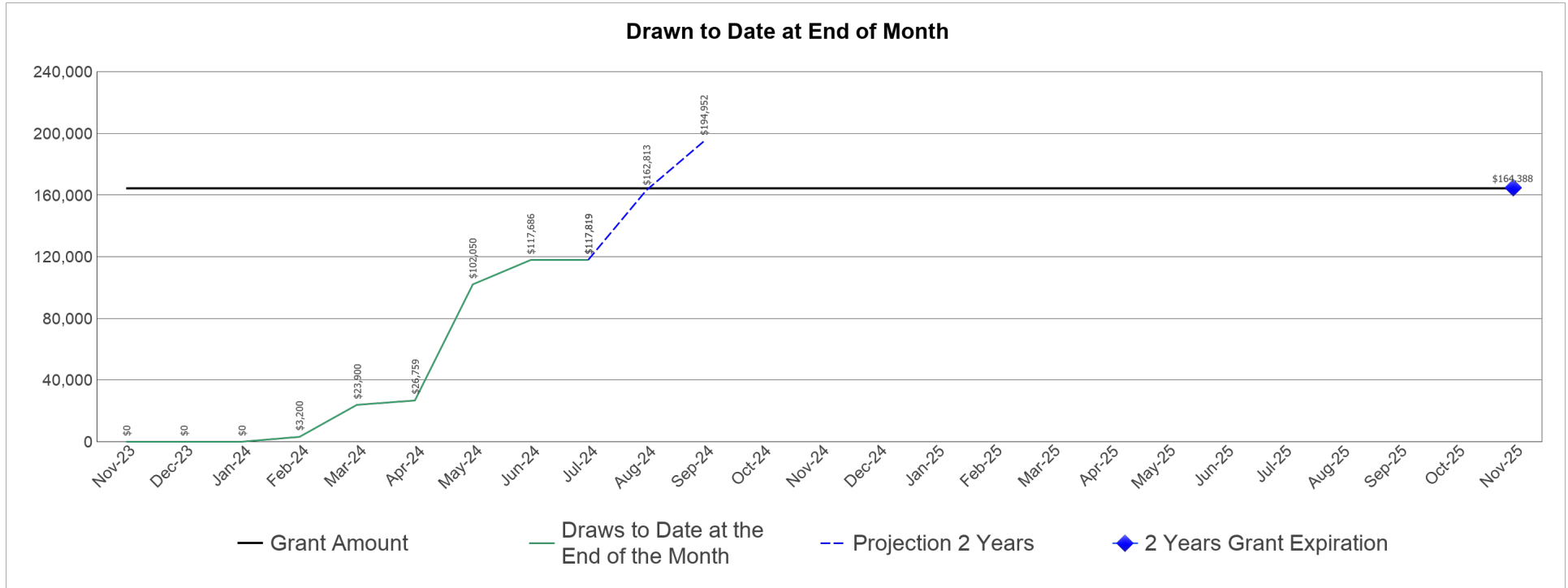
| Amount Committed to Shelter | Amount Committed to Street Outreach | Total Amount Committed to Shelter and Street Outreach | % Committed to Shelter and Street Outreach | 2010 Funds Committed to Homeless Assistance Activities | Total Drawn for Shelter and Street Outreach | % Drawn for Shelter and Street Outreach |
|-----------------------------|-------------------------------------|---|--|--|---|---|
| \$98,310.00 | \$0.00 | \$98,310.00 | 59.80% | \$69,200.00 | \$79,861.84 | 48.58% |



NEWTON, MA
 2023

ESG Draws By Month (at the total grant level):

Grant Amount: 164,388.00



ESG Draws By Quarter (at the total grant level):

| Quarter End Date | Draws for the Quarter | Draws to Date at the End of the Quarter | % Drawn for the Quarter | % Drawn to Date at End of Quarter |
|------------------|-----------------------|---|-------------------------|-----------------------------------|
| 12/31/2023 | \$0.00 | \$0.00 | 0.00% | 0.00% |
| 03/31/2024 | \$23,900.49 | \$23,900.49 | 14.54% | 14.54% |
| 06/30/2024 | \$93,785.12 | \$117,685.61 | 57.05% | 71.59% |
| 09/30/2024 | \$133.50 | \$117,819.11 | 0.08% | 71.67% |



U.S. Department of Housing and Urban Development
 Office of Community Planning and Development
 Integrated Disbursement and Information System
 PR91 - ESG Financial Summary

DATE: 07-22-24
 TIME: 7:42
 PAGE: 4

NEWTON, MA
 2023

ESG Subrecipient Commitments and Draws by Activity Category :

| Subrecipient | Activity Type | Committed | Drawn |
|---------------------------------------|----------------------------------|-------------|-------------|
| NEWTON | Homeless Prevention | \$27,290.00 | \$11,277.21 |
| | Rapid Re-Housing | \$26,460.00 | \$16,593.70 |
| | Administration | \$12,328.00 | \$10,086.36 |
| | Total | \$66,078.00 | \$37,957.27 |
| | Total Remaining to be Drawn | \$0.00 | \$28,120.73 |
| | Percentage Remaining to be Drawn | \$0.00 | 42.56% |
| REACH Beyond Domestic Violence, Inc. | Shelter | \$25,060.00 | \$25,060.00 |
| | Total | \$25,060.00 | \$25,060.00 |
| | Total Remaining to be Drawn | \$0.00 | \$0.00 |
| | Percentage Remaining to be Drawn | \$0.00 | 0.00% |
| The Second Step | Shelter | \$30,070.00 | \$11,621.84 |
| | Total | \$30,070.00 | \$11,621.84 |
| | Total Remaining to be Drawn | \$0.00 | \$18,448.16 |
| | Percentage Remaining to be Drawn | \$0.00 | 61.35% |
| Community Day Center of Waltham, Inc. | Shelter | \$43,180.00 | \$43,180.00 |
| | Total | \$43,180.00 | \$43,180.00 |
| | Total Remaining to be Drawn | \$0.00 | \$0.00 |
| | Percentage Remaining to be Drawn | \$0.00 | 0.00% |



U.S. Department of Housing and Urban Development
Office of Community Planning and Development
Integrated Disbursement and Information System
PR91 - ESG Financial Summary

DATE: 07-22-24
TIME: 7:42
PAGE: 5

NEWTON, MA
2023

ESG Subrecipients by Activity Category

| Activity Type | Subrecipient |
|---------------------|---------------------------------------|
| Shelter | REACH Beyond Domestic Violence, Inc. |
| | The Second Step |
| | Community Day Center of Waltham, Inc. |
| Homeless Prevention | NEWTON |
| Rapid Re-Housing | NEWTON |
| Administration | NEWTON |