

Newton, Massachusetts COMMUNITY PRESERVATION PROGRAM Newton Community Preservation Program CUMULATIVE ACHIEVEMENTS, through Fy18			
<i>resource</i>	<i>unique sites</i>	<i>description</i>	
community housing	19 sites + 1 program	Funds appropriated to acquire or create 148 permanently affordable units , with 259 bedrooms (including 5 group or congregate homes, in which 1 bedroom = 1 unit, but units do not have individual kitchens)	
historic resources	23 sites	24 unique historic buildings or sites preserved or rehabilitated including over 500,000 square feet of space in historic buildings, and over 50 acres of historic landscapes	
		6 citywide surveys or plans for archaeological resources, City archives, City historic buildings, and historic landscapes; plus an updated survey of Newton's over 400 remaining buildings constructed before 1870	
		4 projects to preserve or restore historic archives, art or monuments	
open space or recreation land including:	acquisition or creation	24 sites	over 30 acres acquired for conservation areas or parks
	rehabilitation		approximately 91 acres of already public conservation areas, parks or playgrounds rehabilitated
TOTAL		66 sites	Many sites have received funding for more than 1 project or phase.

On the following pages:

CUMULATIVE FUNDS & SPENDING
<i>(tables & graphs on following pages)</i>
All Funds by Source
All Spending by Resource

Newton, Massachusetts

COMMUNITY PRESERVATION PROGRAM

Annual Revenue by Source (*\$ in millions*)

Fiscal Year	local revenue from CPA surcharge	state matching funds	local investment & other income	proceeds from the sale of bonds	fund balance (forwarded from previous year) {1}	TOTAL available within each year {1}
FY02 {2}	\$1.52	\$0.00	\$0.01	\$0.00	\$0.00	\$1.53
FY03	\$1.77	\$1.59	\$0.05	\$0.00	\$1.53	\$4.93
FY04	\$1.82	\$1.76	\$0.08	\$5.00	\$2.08	\$10.74
FY05	\$1.87	\$1.83	\$0.26	\$1.50	--	\$5.47
FY06	\$1.98	\$1.90	\$0.36	\$0.00	--	\$4.24
FY07	\$2.03	\$1.97	\$0.35	\$0.00	--	\$4.36
FY08 {3}	\$2.11	\$2.05	\$0.36	\$2.30	--	\$6.81
FY09 {3}	\$2.19	\$1.43	\$2.33	\$0.00	--	\$5.95
FY10	\$2.29	\$0.76	\$0.05	\$0.00	\$4.54	\$7.64
FY11	\$2.35	\$0.62	\$0.03	\$0.00	\$3.53	\$6.53
FY12	\$2.43	\$0.63	\$0.02	\$0.00	\$4.23	\$7.31
FY13	\$2.51	\$0.65	\$0.25	\$0.00	\$6.34	\$9.75
FY14	\$2.63	\$1.31	\$0.25	\$0.00	\$8.14	\$12.33
FY15	\$2.81	\$0.85	\$0.03	\$0.00	\$8.21	\$11.91
FY16	\$2.95	\$0.84	\$0.14	\$0.00	\$8.22	\$12.15
FY17	\$3.09	\$0.61	\$0.13	\$0.00	\$8.80	\$12.63
FY18	\$3.23	\$0.53	\$0.23	\$0.00	\$9.82	\$13.81
FY19 (budgeted)	\$3.06	\$0.25	\$0.00	\$0.00	\$12.67	\$15.99

{x} Notes – see next page.

Newton, Massachusetts

COMMUNITY PRESERVATION PROGRAM

Annual Revenue by Source (*\$ in millions*)

Fiscal Year	local revenue from CPA surcharge	state matching funds	local investment & other income	proceeds from the sale of bonds	fund balance (forwarded from previous year) {1}	TOTAL available within each year {1}
-------------	--	-------------------------	---------------------------------------	---------------------------------------	---	--

NOTES

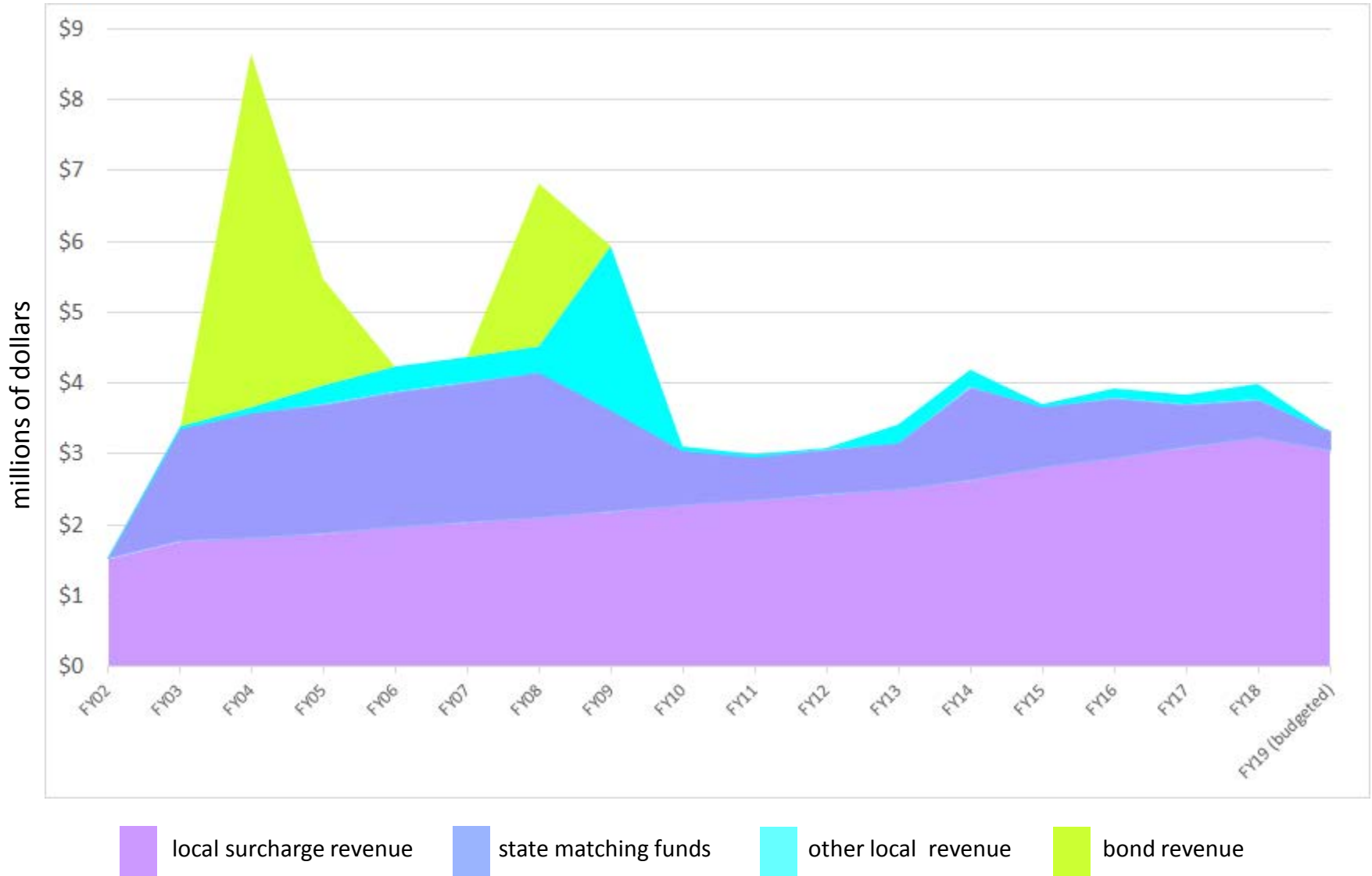
State matching funds are calculated as a percentage of the *previous* year's certified CPA revenue. Newton's state match was 100% until Fy09, when it began to decline as revenue to the state trust fund declined (which comes from Registry of Deeds fees), and as a growing number of local communities adopted the Community Preservation Act, thereby qualifying for a share of state funds. Beginning in Fy15, state funding was confirmed and received so late in each fiscal year that a portion often had to be budgeted in the following year. This table assigns all state funding to the year it was received, rather than the year it was budgeted.

{1} Each year, CPA funds may either be spent or reserved for spending in future years. The forwarded fund balance is not budgeted but is calculated at the close of the prior fiscal year. Fund balances and annual totals should *not* be totaled across years, because that would often count the same forwarded revenue multiple times.

{2} In Fy02 only local revenue was collected, all of which was forwarded for spending in Fy03. Fund balances in other years with this note are calculated as prior-year annual net (new funds - new spending). If the prior year's net was negative, no fund balance is shown.

{3} In Fy08, Newton financed the purchase of land at Crystal Lake (20 Rogers Street) with "bond anticipation notes," which were retired with revenue from bonds sold early in Fy09. Because the state Dept. of Revenue does not count notes, but does count bonds, as "local revenue," Newton's Community Preservation Fund was considered to be in deficit at the end of Fy08 and was not allowed to spend the Fy09 bond revenue until the start of Fy10. This produced a one-time-only unusually large amount of "local investment and other local income" in Fy09.

Newton's CPA Funds, by Source



Newton, Massachusetts COMMUNITY PRESERVATION PROGRAM Annual Appropriations (\$ in millions)

New project appropriations by year. Full cost of debt-financed projects, including issuance & interest, is attributed to the year of the first appropriation.

Fiscal Year	program administration	affordable housing	historic resources	open space	recreation land	open space & recreation land combined		all debt-financed projects	as % of annual new funds
						acquisition	rehabilitation		
						FY03	\$0.05		
FY04	\$0.06	\$1.35	\$0.14	\$6.74	\$0.16	\$6.74	\$0.16	\$0.63	17.1%
FY05	\$0.10	\$2.16	\$1.15	\$1.49	\$0.94	\$1.95	\$0.49	\$0.96	24.3%
FY06	\$0.18	\$2.83	\$0.99	\$0.01	\$1.13	\$0.00	\$1.15	\$0.95	22.3%
FY07	\$0.09	\$0.00	\$1.55	\$0.00	\$3.28	\$3.28	\$0.00	\$0.95	21.7%
FY08	\$0.11	\$0.00	\$1.44	\$0.50	\$0.67	\$1.16	\$0.00	\$0.97	21.5%
FY09	\$0.13	\$0.97	\$1.34	\$0.00	\$0.00	\$0.00	\$0.00	\$1.26	21.1%
FY10	\$0.10	\$2.42	\$0.22	\$0.00	\$0.64	\$0.00	\$0.64	\$1.22	39.3%
FY11	\$0.10	\$0.67	\$0.18	\$0.00	\$0.00	\$0.00	\$0.00	\$0.88	29.5%
FY12	\$0.10	\$0.00	\$0.15	\$0.00	\$0.00	\$0.00	\$0.00	\$0.86	27.9%
FY13	\$0.11	\$0.26	\$0.03	\$0.00	\$0.15	\$0.00	\$0.15	\$0.83	26.8%
FY14	\$0.11	\$1.39	\$0.64	\$0.00	\$0.20	\$0.00	\$0.20	\$0.80	19.1%
FY15	\$0.11	\$1.64	\$1.31	\$0.00	\$0.98	\$0.40	\$0.58	\$0.28	7.6%
FY16	\$0.12	\$0.52	\$2.28	\$0.00	\$0.05	\$0.00	\$0.05	\$0.27	6.9%
FY17	\$0.12	\$0.10	\$0.00	\$0.00	\$2.66	\$0.00	\$2.66	\$0.00	0.0%
FY18	\$0.14	\$0.68	\$0.36	\$0.00	\$0.00	\$0.00	\$0.00	\$0.26	6.5%

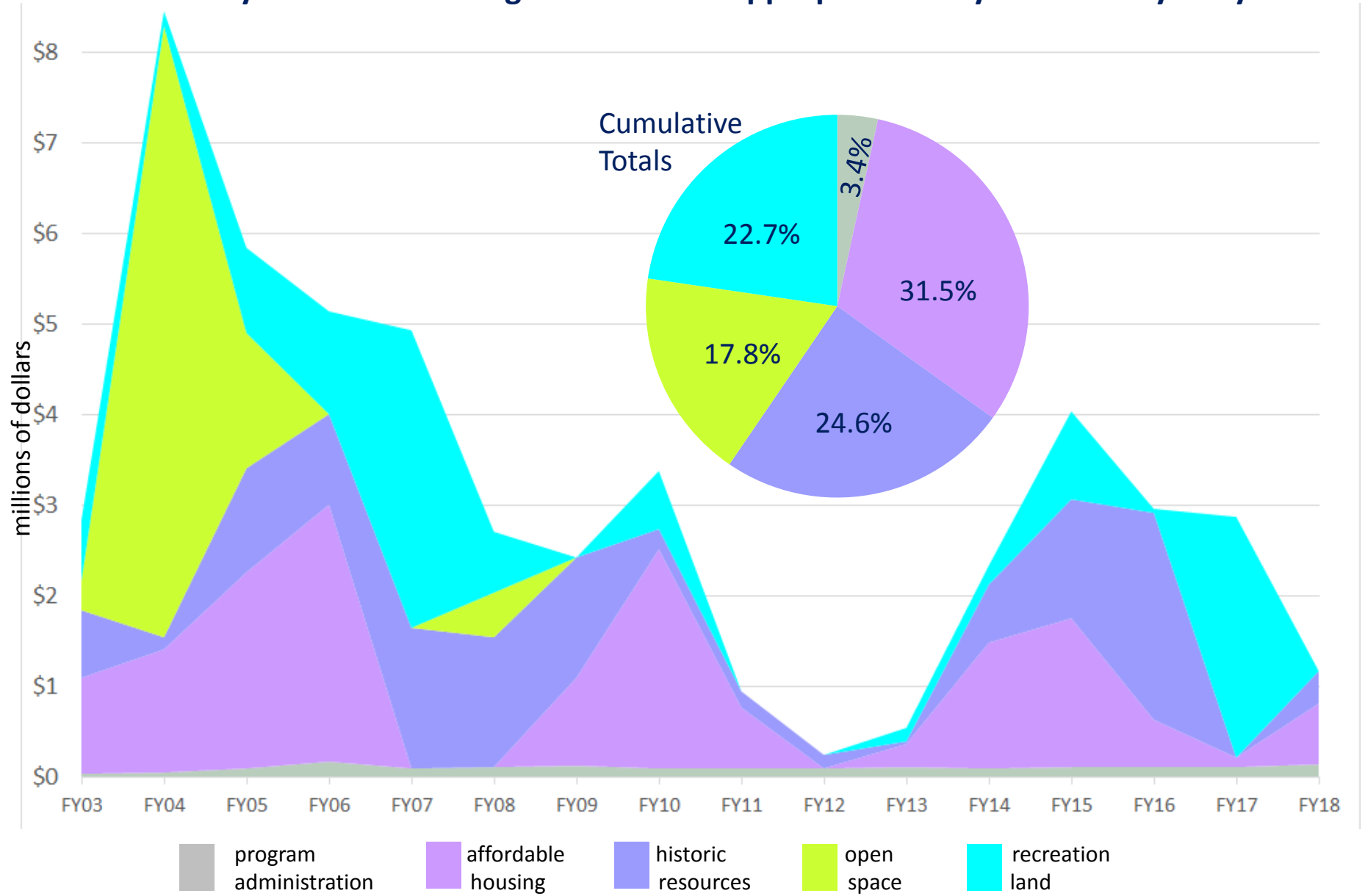
Continued on next page.

Newton, Massachusetts COMMUNITY PRESERVATION PROGRAM Annual Appropriations (\$ in millions)

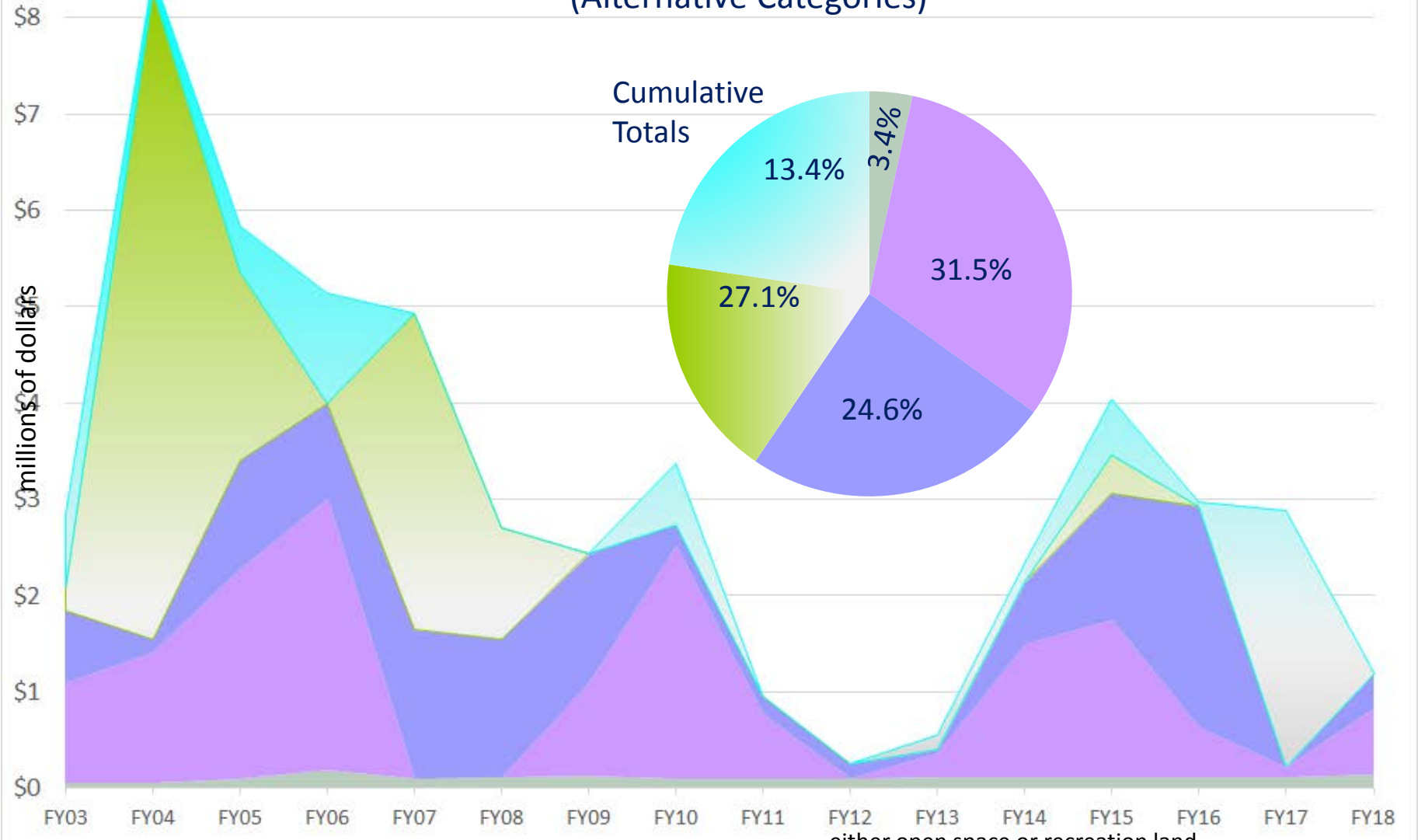
New project appropriations by year. Full cost of debt-financed projects, including issuance & interest, is attributed to the year of the first appropriation.								annual debt service	
Fiscal Year	program administration	affordable housing	historic resources	open space	recreation land	open space & recreation land combined		all debt-financed projects	as % of annual new funds
						acquisition	rehabilitation		
Total	\$1.74	\$16.03	\$12.52	\$9.06	\$11.54	\$13.77	\$6.82		
Annual Averages	\$0.11	\$1.00	\$0.78	\$0.06	\$0.72	\$0.86	\$0.43		

NOTES
 CPA funds may either be spent each year or "saved" for spending in future years, through forwarded "fund balances." Years when prior-year "savings" were spent, when funds were first committed to debt-financed projects, or both, show allocations of more than 100% of annual new funds and/or negative net funds. Annual net funds should NOT be totaled across years, because that would count the same fund balance/"savings" multiple times.

Newton, Massachusetts Community Preservation Program – Annual Appropriations by Resource Fy03-Fy18



Newton, Massachusetts Community Preservation Program – Annual Appropriations by Resource Fy03-Fy18 (Alternative Categories)



either open space or recreation land

- program administration
- affordable housing
- historic resources
- acquisition/creation
- rehabilitation