


Board of Aldermen & School Committee Meeting

January 20, 2015



Cabot Elementary School



DiNisco Design
PARTNERSHIP

www.dinisco.com

Programming | Educational Considerations

- Educational practices
- Flexible learning environments
- Small group instruction
- Special Education
- Program relationships
- Program organization
- Core/community use



“To educate, prepare, and inspire all students to achieve their full potential as lifelong learners, thinkers, and productive contributors to our global society.”

- Newton Public Schools Mission Statement

Educational Programming | Comparisons

PROPOSED												
CABOT ELEMENTARY SCHOOL Preliminary Design Program	Angier 465 Students			Zervas 490 Students			Cabot 480 Students			MSBA Guidelines		
ROOM TYPE	ROOM NFA ¹	# OF RMS	area totals	ROOM NFA ¹	# OF RMS	area totals	ROOM NFA ¹	# OF RMS	area totals	ROOM NFA ¹	# OF RMS	area totals
CORE ACADEMIC SPACES			21,472			23,450		25	23,550		21	20,950
<i>(List classrooms of different sizes seperately)</i>												
Pre-Kindergarten w/ toilet										1,200		-
Kindergarten w/ toilet	1,131	4	4,524	1,200	4	4,800	1,200	4	4,800	1,200	4	4,800
General Classrooms - Grade 1-5	925	18	16,650	925	20	18,500	925	20	18,500	950	17	16,150
General Classrooms - Grade 1-5												
ELL Program	298	1	298	150	1	150	250	1	250			
SPECIAL EDUCATION			5,965			5,500			6,900			5,540
<i>(List rooms of different sizes seperately)</i>												
Self-Contained SPED	925	1	925	900	1	900	925	2	1,850	950	4	3,800
Self-Contained SPED - toilet										60	4	240
Resource Room										500	2	1,000
Small Group Room / Reading										500	1	500
Substantially Separate Classroom												
Learning Centers (K-2; 3-5)	470	2	940	450	2	900	475	2	950			
Breakout Rooms (individual instruction) 1/grade (Ave)	121	7	845	125	6	750	125	6	750			
OT/PT	511	1	511	450	1	450	475	1	475			
Quiet Room 1 / academic floor	106	2	212	100	2	200	100	3	300			
Speech + Language	298	1	298	150	2	300	250	1	250			
Reading Program / Literacy Room	925	1	925	900	1	900	925	1	925			
Inclusion Facilitators (office for 6 adults)	238	1	238	150	1	150	300	1	300			
Literacy Specialist (Office + teaching area for 6 stu.)	176	1	176	125	1	125	250	1	250			
Math Coach	161	1	161	125	1	125	150	1	150			
Team Specialist + IEP Conference Room (12 adults)	428	1	428	400	1	400	400	1	400			
Psychologist (office, testing, therapy, storage)	155	1	155	150	1	150	150	1	150			
Social Worker (Office, testing, conferences)	151	1	151	150	1	150	150	1	150			
ART & MUSIC			2,608			2,725			2,575			2,575
Art Classroom - 25 seats	1,000	1	1,000	1,000	1	1,000	1,000	1	1,000	1,000	1	1,000
Art Workroom w/ Storage & kiln	178	1	178	150	1	150	150	1	150	150	1	150
Music Classroom / Large Group - 25-50 seats	1,168	1	1,168	1,200	1	1,200	1,200	1	1,200	1,200	1	1,200
Music Practice/ Ensemble (Groups 4 - 10 students)	162	1	162	150	2	300	150	1	150	75	3	225
Music Practice/ Ensemble (Groups 4 - 10 students)	100	1	100	75	1	75	75	1	75			

Educational Programming | Comparisons

PROPOSED												
CABOT ELEMENTARY SCHOOL Preliminary Design Program	Angier 465 Students			Zervas 490 Students			Cabot 480 Students			MSBA Guidelines		
ROOM TYPE	ROOM NFA ¹	# OF RMS	area totals	ROOM NFA ¹	# OF RMS	area totals	ROOM NFA ¹	# OF RMS	area totals	ROOM NFA ¹	# OF RMS	area totals
HEALTH & PHYSICAL EDUCATION			6,105			6,300			6,300			6,300
Gymnasium	5,809	1	5,809	6,000	1	6,000	6,000	1	6,000	6,000	1	6,000
Gym Storeroom	176	1	176	200	1	200	175	1	175	150	1	150
Health Instructor's Office w/Shower & Toilet	120	1	120	100	1	100	125	1	125	150	1	150
MEDIA CENTER			2,770			2,875			2,830			2,830
Media Center/Reading Room	2,770	1	2,770	2,875	1	2,875	2,830	1	2,830	2,830	1	2,830
DINING & FOOD SERVICE			6,321			6,663			6,960			6,960
Cafeteria/Dining	3,035	1	3,035	3,200	1	3,200	3,400	1	3,400	3,600	1	3,600
Stage - existing used as SPED	950	1	950	1,000	1	1,000	1,000	1	1,000	1,000	1	1,000
Chair/Table/Equipment Storage	408	1	408	363	1	363	360	1	360	360	1	360
Kitchen	1,460	1	1,460	1,600	1	1,600	1,700	1	1,700	1,780	1	1,780
Staff Lunch Room (1/3 of staff = 60 staff/3)	234	2	468	250	2	500	250	2	500	220	1	220
MEDICAL			569			510			510			510
Medical Suite Toilet	73	1	73	60	1	60	60	1	60	60	1	60
Nurses' Office/Waiting Room	306	1	306	250	1	250	250	1	250	250	1	250
Examination Room / Resting	95	2	190	100	2	200	100	2	200	100	2	200
ADMINISTRATION & GUIDANCE			2,305			2,515			2,595			2,345
General Office / Waiting Room/Toilet	750	1	750	680	1	680	650	1	650	390	1	390
Teachers' Mail and Time Room	Included in General Office			Included in General Office			Included in General Office			100	1	100
Duplicating Room	Included in General Office			Included in General Office			Included in General Office			150	1	150
Records Room	79	1	79	60	1	60	100	1	100	110	1	110
Principal's Office w/ Conference Area	301	1	301	300	1	300	300	1	300	375	1	375
Principal's Secretary / Waiting	Included in General Office			Included in General Office			Included in General Office			125	1	125
Assistant Principal's Office	117	1	117	125	1	125	125	1	125	120	0	-
Supervisory / Itinerant Teachers / Extended Program	428	1	428	650	1	650	750	1	750	120	1	120
Conference Room	218	1	218	200	1	200	250	1	250	250	1	250
Guidance Office	0	0	0	0	0	0	0	0	0	150	2	300
Guidance Storeroom	0	0	0	0	0	0	0	0	0	35	1	35
Teachers' Work Room	206	2	412	250	2	500	210	2	420	390	1	390









Educational Programming | Comparisons

PROPOSED												
CABOT ELEMENTARY SCHOOL Preliminary Design Program	Angier 465 Students			Zervas 490 Students			Cabot 480 Students			MSBA Guidelines		
	ROOM NFA ¹	# OF RMS	area totals	ROOM NFA ¹	# OF RMS	area totals	ROOM NFA ¹	# OF RMS	area totals	ROOM NFA ¹	# OF RMS	area totals
CUSTODIAL & MAINTENANCE			1,785			1,865			2,080			2,080
Custodian's Office	102	1	102	125	1	125	150	1	150	150	1	150
Custodian's Workshop	0	0	0	0	0	0	375	1	375	375	1	375
Custodian's Storage	583	1	583	147	3	440	375	1	375	375	1	375
Recycling Room / Trash	712	1	712	650	1	650	400	1	400	400	1	400
Receiving and General Supply	Included above			Included above			260	1	260	260	1	260
Storeroom	78	2	156	200	2	400	320	1	320	320	1	320
Network/Telecom Room	232	1	232	250	1	250	200	1	200	200	1	200
OTHER			0			0			0			0
Other (specify)												
Total Building Net Floor Area (NFA)			49,900			52,403			54,300			50,090
Proposed Student Capacity/Enrollment			465			490			480			480
Total Building Gross Floor Area (GFA) ²			74,960			78,800			81,450			76,320
Grossing factor (GFA/NFA)			1.50			1.50			1.50			1.52
	465 Students 49,900 NFA Program 74,960 GSF			490 Students 52,403 NFA Program 78,800 GSF			480 Students 54,300 NFA Program 81,450 GSF					

Alternative Sites | District Map



Legend

-  Cabot School District Center
-  Cabot Distances
-  Cabot School Property
-  Other Public Properties
-  Other Private Properties
-  Cabot School District
-  Surface Water
-  Property Boundaries

Site List

1. 229 Cabot St.
2. 101 East Side Pkwy.
3. 70 Blake Street
4. 255-257
Newtonville Ave.
5. 100 Walnut St.
6. 90 Crafts St.
7. 48 & 34 Crafts St.
8. 15 Walnut Park

Alternative Site Matrix

ALTERNATIVE SITE SELECTION MATRIX

Feasible
 Not feasible
 Not available

Favorable
 Neutral
 Unfavorable

CRITERIA		IN CABOT DISTRICT				OUTSIDE OF DISTRICT				
		1	2	3	4	5	6	7	8	
Angier ES Comparison: Current usable site: 1.76 acres Reclaimed site area: .08 acres Total size of new site: 1.84 acres Note: SF data does not include reclaimed area for parking and play space.		Existing Cabot site	Cabot Park (101 Eastside Parkway)	Edmands Park (Blake St)	255-257 Newtonville Ave	Education Center (100 Walnut Street)	PW Garage (90 Crafts Street)	48 & 34 Crafts Street	Aquinas College (15 Walnut Park)	
SITE										
1	Newton village	Newtonville	Newtonville	Newtonville	Newtonville	Nonantum	Nonantum	Nonantum	Nonantum	
2	Walking distance from district center (miles)	0.4	0.6	0.8	0.7	1.0	0.9	0.9	1.3	
3	Size of site (acres)	1.8	11.6	12.7	1.8	3.8	4.1	1.8	6.0	
AVAILABILITY & FEASIBILITY	4	Legal restrictions, City owned land	X	X	X	-	X	X	-	-
	5	Site acquisition/legal issues, privately owned land	-	-	-	X	-	-	X	X
	6	Publicly owned	X	X	X	-	X	X	-	-
	7	Privately owned	-	-	-	X	-	-	X	X
	8	Maintains neighborhood 'walkability'	●	●	●	⊙	○	○	○	○
	9	Minimizes busing	●	●	●	○	○	○	○	○
	10	Degree of redistricting required	●	●	●	○	○	○	○	○
11	Optimizes parking and play capacity	●	○	●	○	●	●	○	○	
12	Minimizes building height	⊙	⊙	⊙	⊙	⊙	⊙	⊙	⊙	
13	Does not increase demand for on street parking	⊙	⊙	●	○	●	●	○	●	
COST										
1	Site acquisition cost	●	⊙	⊙	○	●	○	○	○	
2	Minimizes phasing logistics	●	●	●	⊙	○	⊙	⊙	⊙	
3	Minimizes busing	●	●	●	⊙	○	○	○	○	
4	Reduces need for swing space/busing	●	●	●	⊙	○	⊙	⊙	⊙	
5	Collateral budget implications *	●	●	●	○	○	○	○	○	
RECREATIONAL IMPACT										
1	Minimizes recreational impact	⊙	○	○	⊙	⊙	⊙	⊙	⊙	
TOTALS										
1	Favorability	●	⊙	⊙	⊙	○	○	○	○	

within current Cabot district

Schedule I Project Milestone Schedule

Phase		Item	
	✓	07/08/14	Select OPM
	✓	09/23/14	Select Designer
FEASIBILITY		01/30/15	Submit Preliminary Design Program to MSBA
		04/16/15	Submit Preferred Schematic Report to MSBA
		04/29/15	MSBA Facilities Assessment Sub Committee Meeting
		06/03/15	MSBA Approval Preferred Schematic Study
SD		10/01/15	Submit Schematic Design to MSBA
		11/18/15	MSBA Approval Schematic Design
DD/CD		March 2017	Issue Construction Documents for Bidding
CONSTRUCTION		July 2017	Cabot School Moves to Carr School
		July 2017	Cabot School Construction Begins
		Jan 2019	Cabot School Opens




Board of Aldermen & School Committee Meeting

January 20, 2015



Cabot Elementary School



DiNisco Design
PARTNERSHIP

www.dinisco.com