



Durant-Kenrick Homestead

Addition and Renovations

286 Waverley Avenue
Newton, Massachusetts

Pricing Set

11.01.10

DRAWING LIST

| | |
|-------|--------------------------------|
| L1.00 | SITE PLAN |
| L1.01 | ENLARGED SITE PLAN AND DETAILS |
| D1.00 | ROOF DEMOLITION PLAN |
| D1.01 | FIRST FLOOR DEMOLITION PLAN |
| D1.02 | SECOND FLOOR DEMOLITION PLAN |
| A0.01 | SITE UTILITY PLAN |
| A1.00 | BASEMENT FLOOR PLAN |
| A1.01 | FIRST FLOOR PLAN |
| A1.02 | SECOND FLOOR PLAN |
| A1.03 | ROOF PLAN |
| A1.04 | ALTERNATE PLANS AND SECTIONS |
| A3.00 | NORTH & SOUTH ELEVATION |
| A3.01 | EAST & WEST ELEVATION |
| A3.02 | BUILDING SECTIONS |
| A3.03 | BUILDING SECTIONS |
| A4.00 | DETAILS |
| A4.01 | DOOR AND FINISH SCHEDULES |
| S1.00 | BASEMENT STRUCTURAL PLAN |
| S1.01 | FIRST FLOOR STRUCTURAL PLAN |
| S1.02 | SECOND FLOOR STRUCTURAL PLAN |
| S1.03 | ATTIC FLOOR STRUCTURAL PLAN |
| S1.04 | ROOF STRUCTURAL PLAN |
| S2.00 | STRUCTURAL DETAILS |
| S2.01 | STRUCTURAL DETAILS |

Owner

Historic Newton
Jackson Homestead
527 Washington Streer
Newton MA 02458
V: (617) 796-1450
F: (617) 552-7228

Architect

Ann Beha Architects
33 Kingston St.
Boston, MA
V: (617) 338-3000
F: (617) 482-9097

Landscape Architect

Past Designs
53 High Street
Kennebunk, ME 04043
V: (207) 985-4326

Structural Engineer

Structures North
P.O. Box 5860
Salem, MA 01970
V: (978) 745-6817
F: (978) 745-6067

Civil Engineer

VTP Assocaites
132 Adams Street
Newton, MA 02458
V: (617) 332-8271
F: (617) 969-2330

Mechanical, Electrical, Plumbing and Fire Protection Engineer

AHA Consuting Engineers
324 Hartwell Ave
Lexington, MA 02421
V: (781) 372-3005
F: (781) 372-3100

Cost Consultant

Shawmut Design and Construction
560 Harrson Ave.
Boston, MA 02118
V: (617) 622-7200
F: (617) 622-7001

**DURANT KENRICK
HOMESTEAD**

NEWTON,
MASSACHUSETTS


KEY PLAN

LEGEND

PLANT LIST

| KEY | BOTANICAL NAME | COMMON NAME | SIZE | QTY |
|-------|--------------------------|------------------|----------|-----|
| LaV | Laburnum x watereri | Goldenchain Tree | 3" c | 1 |
| MoA | Morus alba | White Mulberry | 3" c | 1 |
| Py1 | Pyrus Bartlett | Pear | 3" c | 1 |
| RhC | Rhododendron catawbiense | Rhododendron | 5' G | 12 |
| 1 | Rosa China Blush | Shrub Rose | 3' G | 3 |
| 2 | Rosa Maidens Blush | Shrub Rose | 3' G | 3 |
| 3 | Rosa Quatre Saisons | Shrub Rose | 3' G | 3 |
| 4 | Aconitum napellus | Monkshood | 1' G | 5 |
| 5 | Alcea rosea | Hollyhock | 1' G | 9 |
| 6 | Paeonia cv. | Peony | 1' G | 6 |
| 7 | Iris germanica alba | Orris Root | 1' G | 6 |
| 8 | Mixed lilies (see below) | Lily | #1' bulb | 15 |
| 9 | Dianthus deltoides | Maidens Pink | 1' G | 10 |
| 10 | Veronicastrum virginicum | Culverts Root | 1' G | 2 |
| Herbs | Herbs | Herbs | 1' G | 20 |

- Herbs:
Chive
Sage
Thyme
Parsley
Scented geranium
Marjoram
Flax
Lambs Ear
Tarragon
Artemesia
- Lilies:
Turkscap
Blackberry
Tiger (Wood) Lily



n/f
Farese Family
Realty Trust



NOT FOR CONSTRUCTION

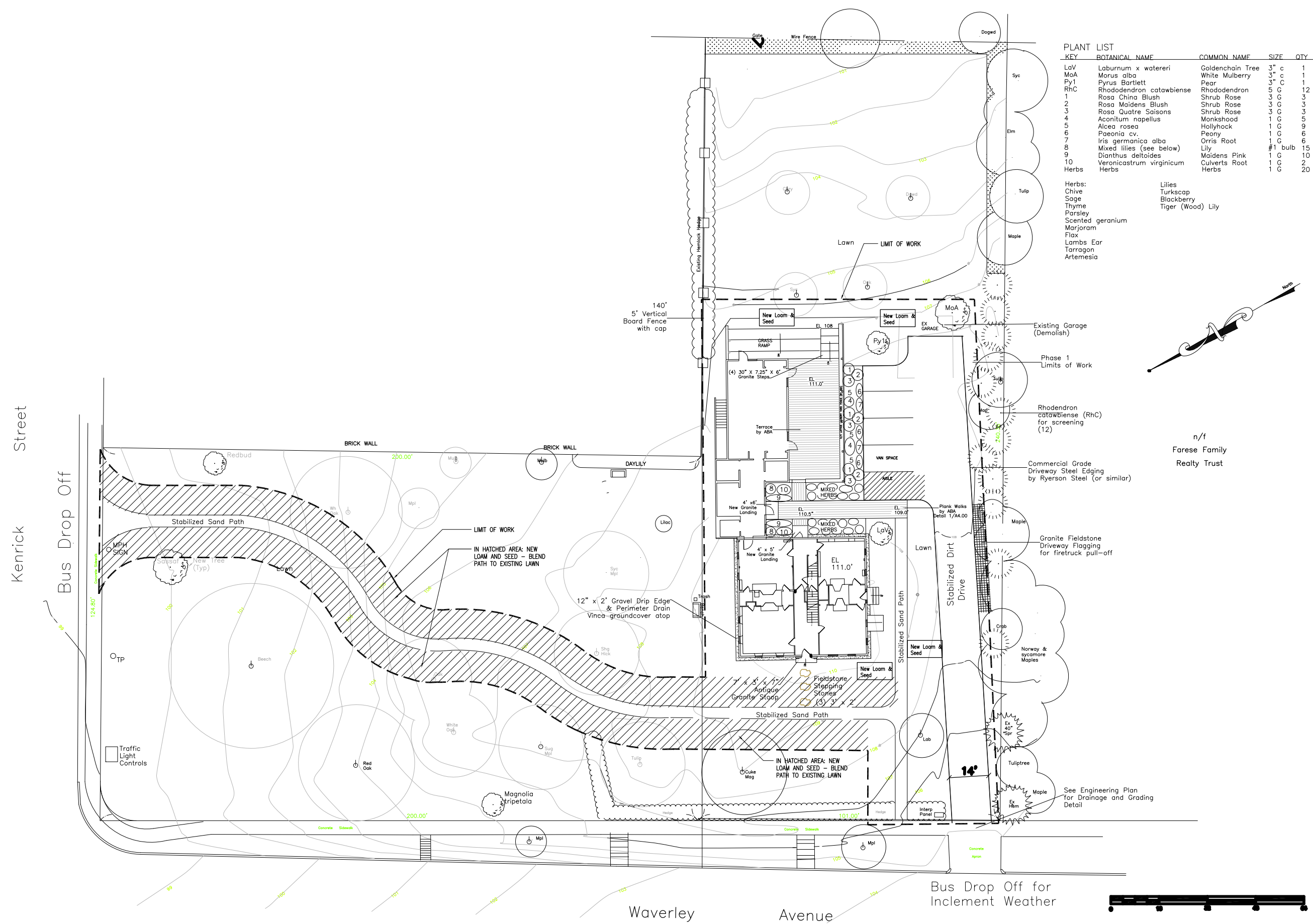
AnnBeha Architects
33 Kingston Street Boston, MA 02111
617.338.3000 617.482.9097

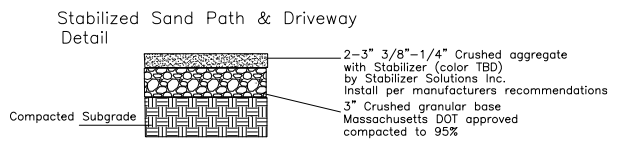
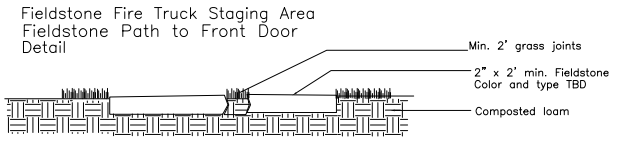
Job Number: 01005.01
Project: DURANT KENRICK HOMESTEAD
Drawn By: _____ Checked By: SA
Date: 11/1/10
Scale: 1/32" = 1'-0"
Drawing Title:
SITE PLAN

Pricing Set

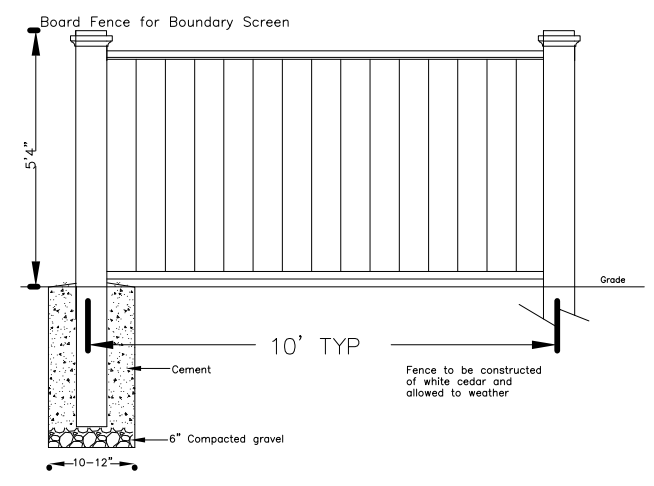
L1.00

Drawing File: F:\VBA\Projects\Durant_Kenrick_House\Autocad\1_Current\Plotsheets\DK-11.00.dwg Plot Date: Oct 29, 2010 - 6:45pm

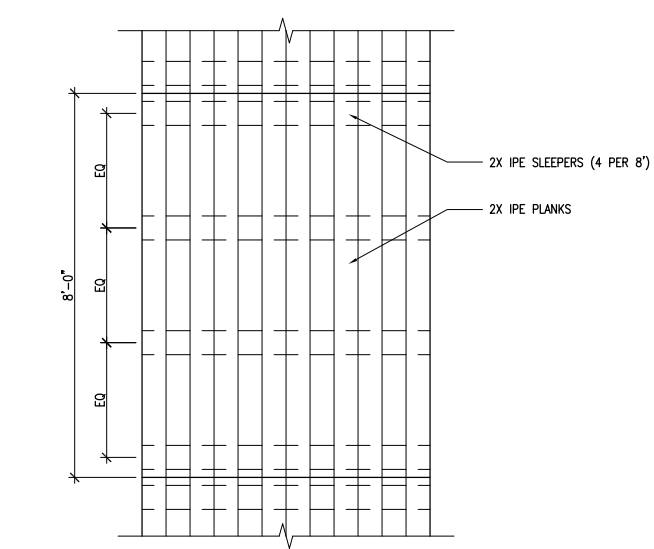




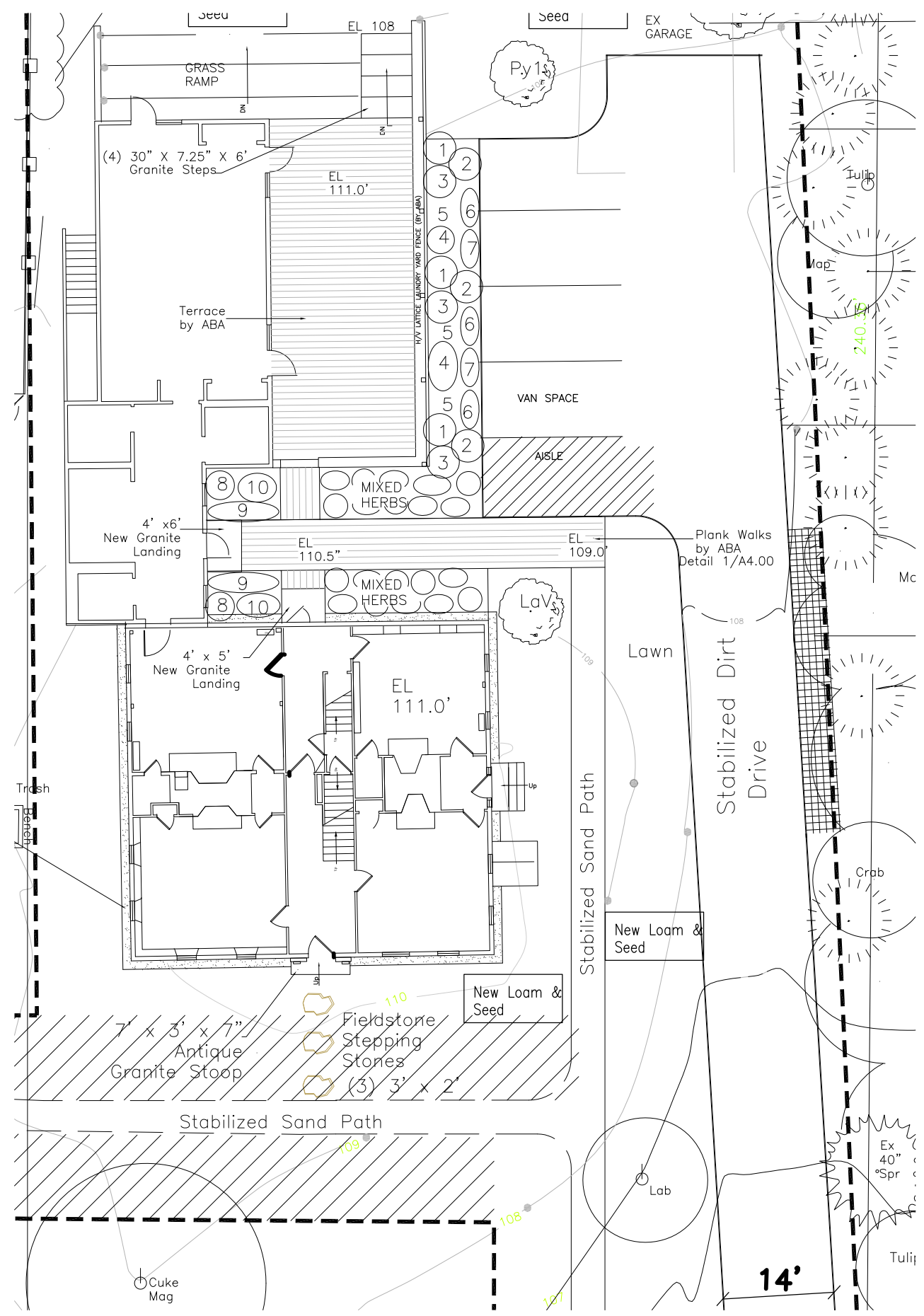
4 PAVING AND PATH DETAILS
1/4" = 1'-0"



3 FENCE DETAIL
NTS



2 WOOD PLANK WALK DETAIL
1/4" = 1'-0"



1 ENLARGED LANDSCAPE PLAN
1/16" = 1'-0"

DURANT KENRICK
HOMESTEAD

NEWTON,
MASSACHUSETTS

KEY PLAN

LEGEND



NOT FOR CONSTRUCTION

AnnBeha Architects
33 Kingston Street Boston, MA 02111
617.338.3000 617.482.9097

Job Number: 01005.01

Project: DURANT KENRICK HOMESTEAD

Drawn By: Checked By: SA

Date: 11/1/10

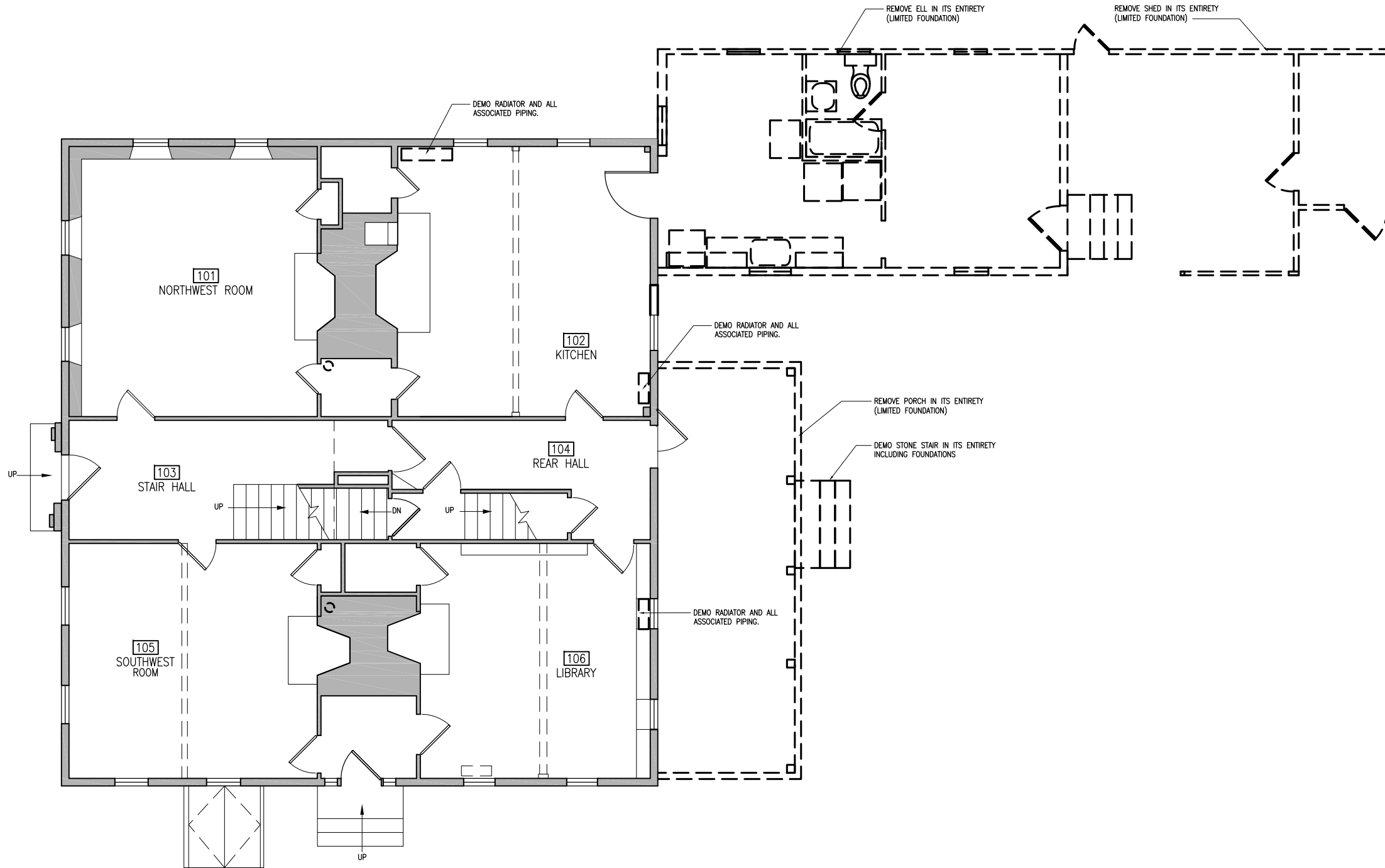
Scale: 1/16" = 1'-0"

Drawing Title:
ENLARGED SITE PLAN
AND DETAILS

Pricing Set

L1.01

Drawing File: F:\ABA\Projects\Durant_Kenrick_House\Autocad\1_Current\Plotsheets\DK-1.01.dwg Plot Date: Oct 29, 2010 - 6:43pm



1 FIRST FLOOR DEMO PLAN
 1/8" = 1'-0"

NOT FOR CONSTRUCTION

AnnBeha Architects
 33 Kingston Street Boston, MA 02111
 617.338.3000 617.482.9097

Job Number: 01005.01

Project: DURANT KENRICK HOMESTEAD

Drawn By: Checked By: SA

Date: 11/1/10

Scale: 1/8" = 1'-0"

Drawing Title:
 FIRST FLOOR
 DEMOLITION PLAN

Pricing Set

D1.01

DURANT KENRICK
HOMESTEAD

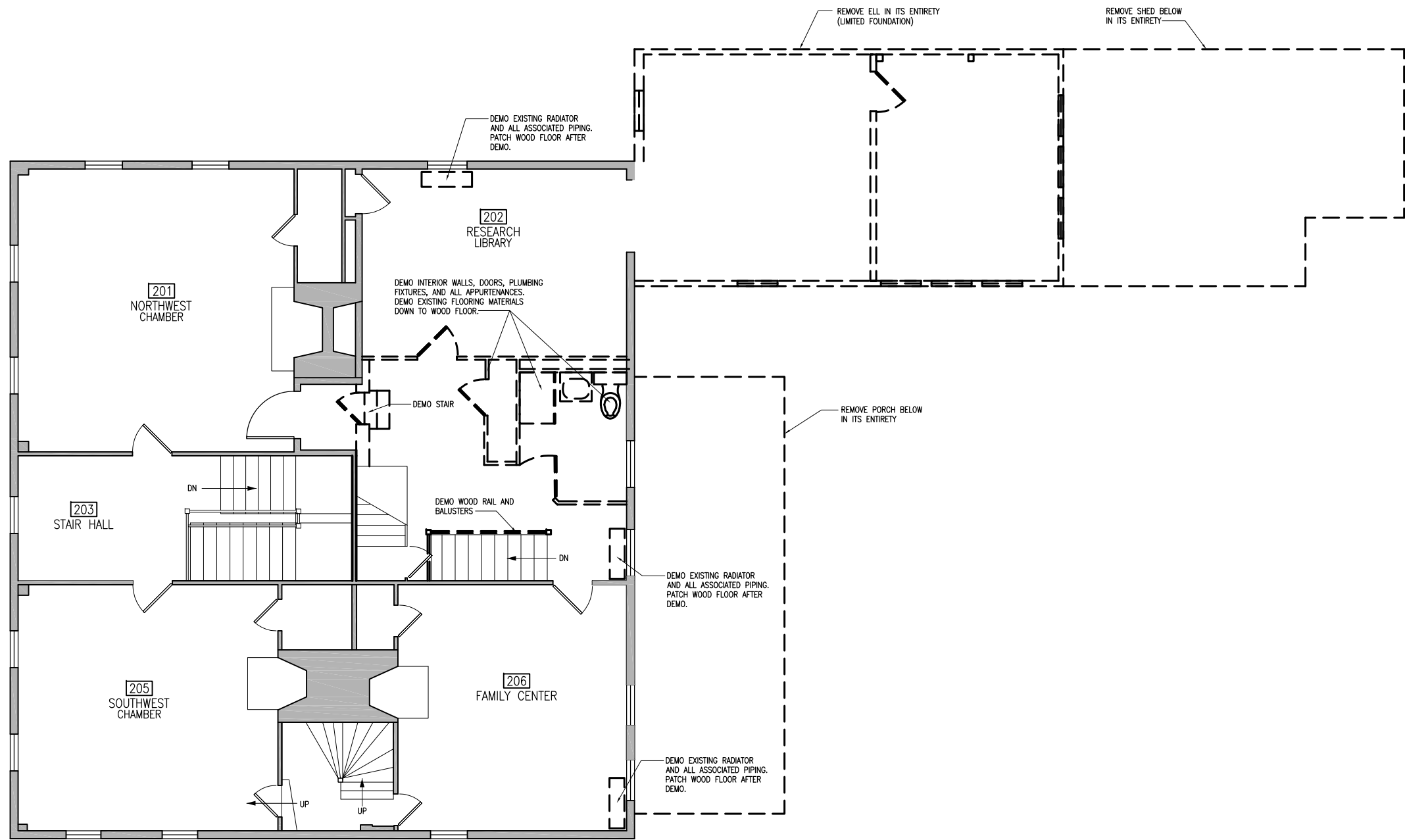
NEWTON,
MASSACHUSETTS

KEY PLAN

LEGEND

KEYED NOTES

- 1 REMOVE ASPHALT SHINGLES
- 2 L.C.C. FLASHING TO REMAIN AT BASE OF CHIMNEY
- 3 REMOVE EXISTING WOOD GUTTER, ROTTEN WOOD FASCIA, DOWNSPOUTS



2 SECOND FLOOR DEMO PLAN
1/8" = 1'-0"

NOT FOR CONSTRUCTION

AnnBeha Architects
33 Kingston Street Boston, MA 02111
617.338.3000 617.482.9097

Job Number: 01005.01

Project: DURANT KENRICK HOMESTEAD

Drawn By: Checked By: SA

Date: 11/1/10

Scale: 1/8" = 1'-0"

Drawing Title:

SECOND FLOOR
DEMOLITION PLAN

Pricing Set

D1.02

DURANT KENRICK
HOMESTEAD

NEWTON,
MASSACHUSETTS

KEY PLAN

LEGEND

KEYED NOTES

- 1 REMOVE ASPHALT SHINGLES, UNDERLAYMENTS, ACCESSORIES, AND FLASHINGS DOWN TO EXISTING SHEATHING.
- 2 L.C.C. FLASHING TO REMAIN AT BASE OF CHIMNEY
- 3 REMOVE EXISTING WOOD GUTTER, ROTTEN WOOD FASCIA, DOWNSPOUTS



NOT FOR CONSTRUCTION

AnnBeha Architects
33 Kingston Street Boston, MA 02111
617.338.3000 617.482.9097

Job Number: 01005.01

Project: DURANT KENRICK HOMESTEAD

Drawn By: Checked By: SA

Date: 11/1/10

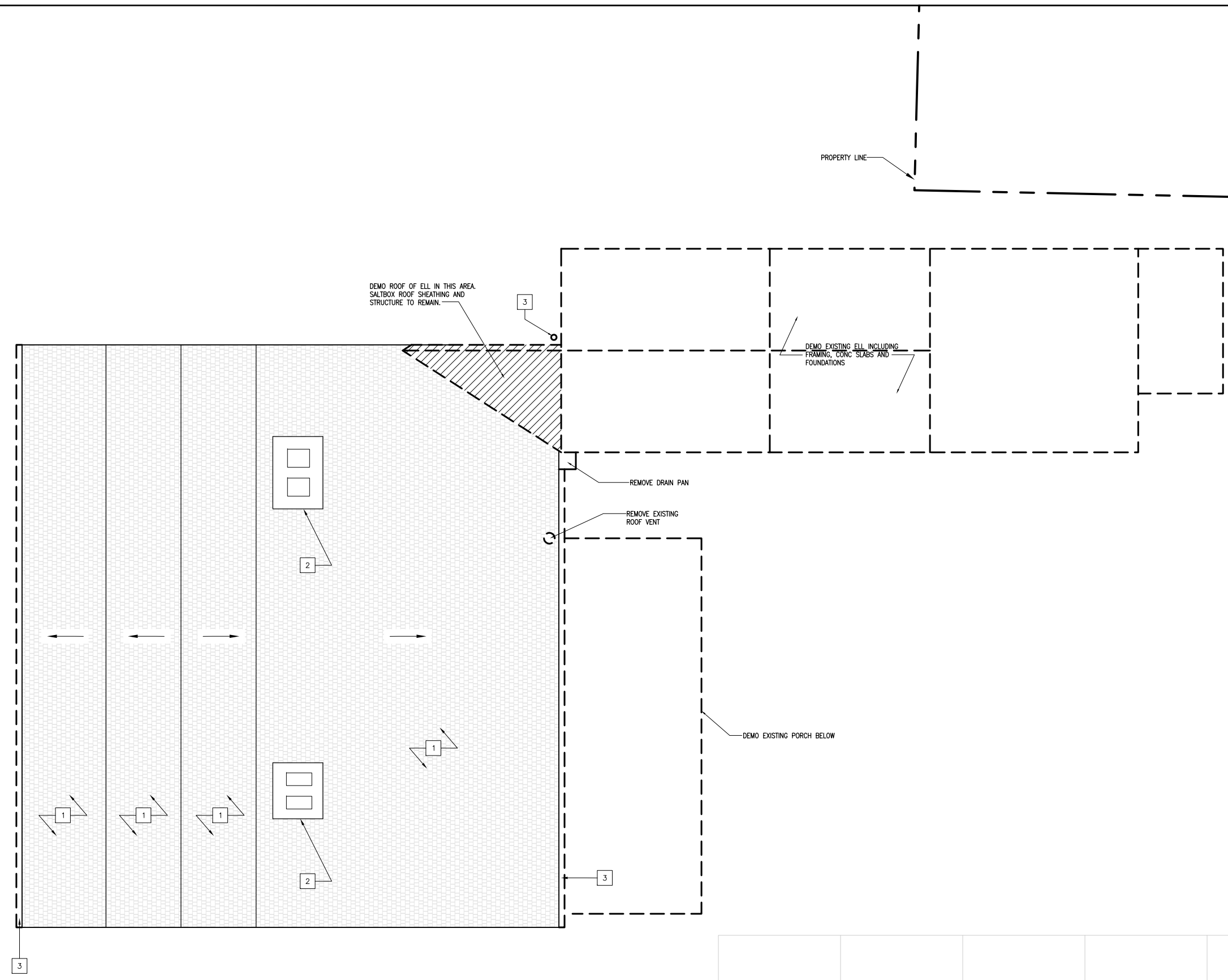
Scale: 1/8" = 1'-0"

Drawing Title:

ROOF DEMOLITION
PLAN

Pricing Set

D1.03



1 ROOF DEMOLITION PLAN
1/8" = 1'-0"

DURANT KENRICK
HOMESTEAD

NEWTON,
MASSACHUSETTS

KEY PLAN

LEGEND



NOT FOR CONSTRUCTION

AnnBeha Architects
33 Kingston Street Boston, MA 02111
617.338.3000 617.482.9097

Job Number: 01005.01

Project: DURANT KENRICK HOMESTEAD

Drawn By: Checked By: SA

Date: 08/07/10

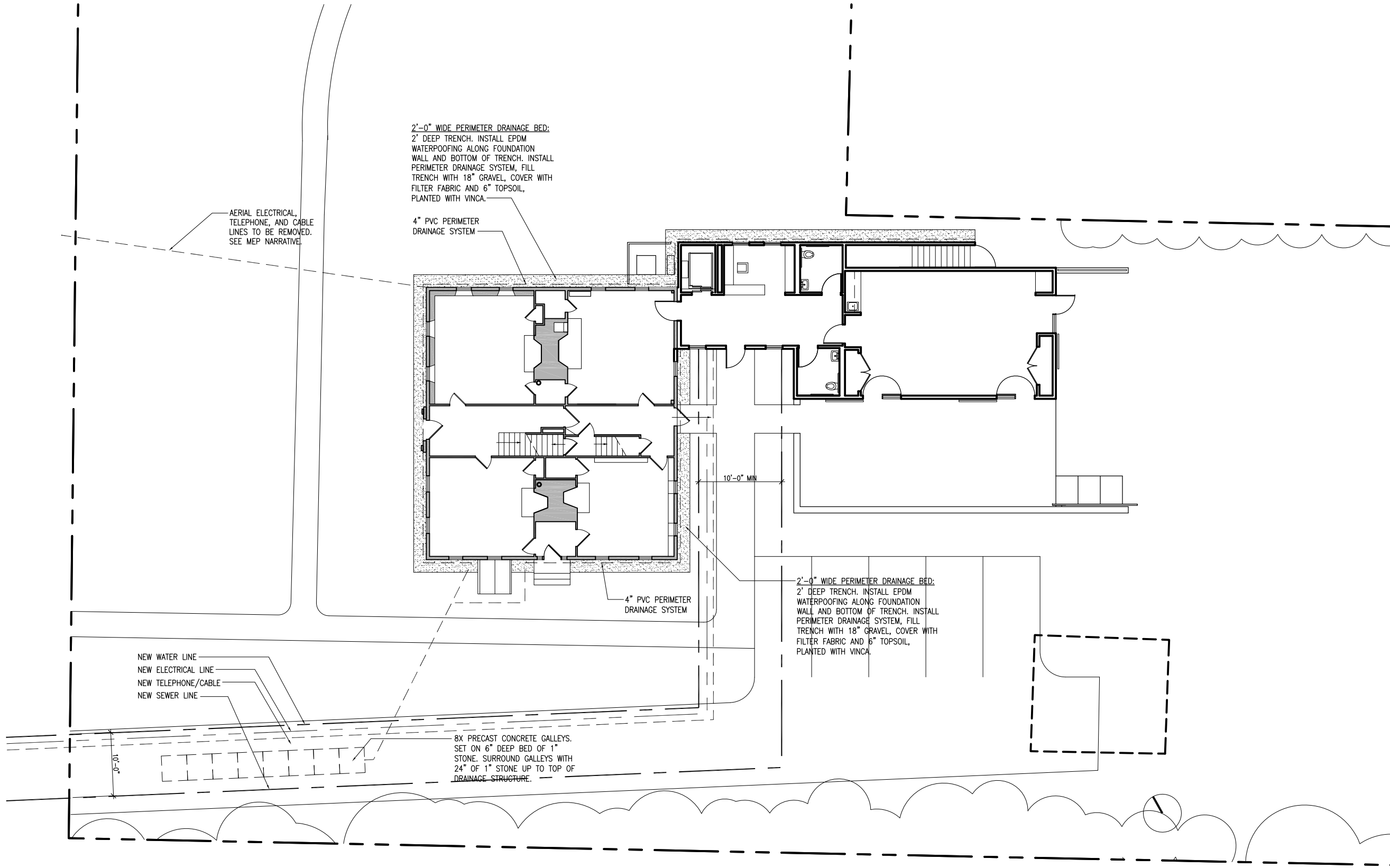
Scale: 1/16" = 1'-0"

Drawing Title:

UTILITY PLAN

Pricing Set

A0.01



DURANT KENRICK
HOMESTEAD

NEWTON,
MASSACHUSETTS

KEY PLAN

LEGEND

KEYED NOTES

- 1 REMOVE EXISTING WINDOW, INFILL STONE TO MATCH EXISTING.
- 1A NEW FIXED LOUVER



NOT FOR CONSTRUCTION

AnnBeha Architects
33 Kingston Street Boston, MA 02111
617.338.3000 617.482.9097

Job Number: 01005.01

Project: DURANT KENRICK HOMESTEAD

Drawn By: Checked By: SA

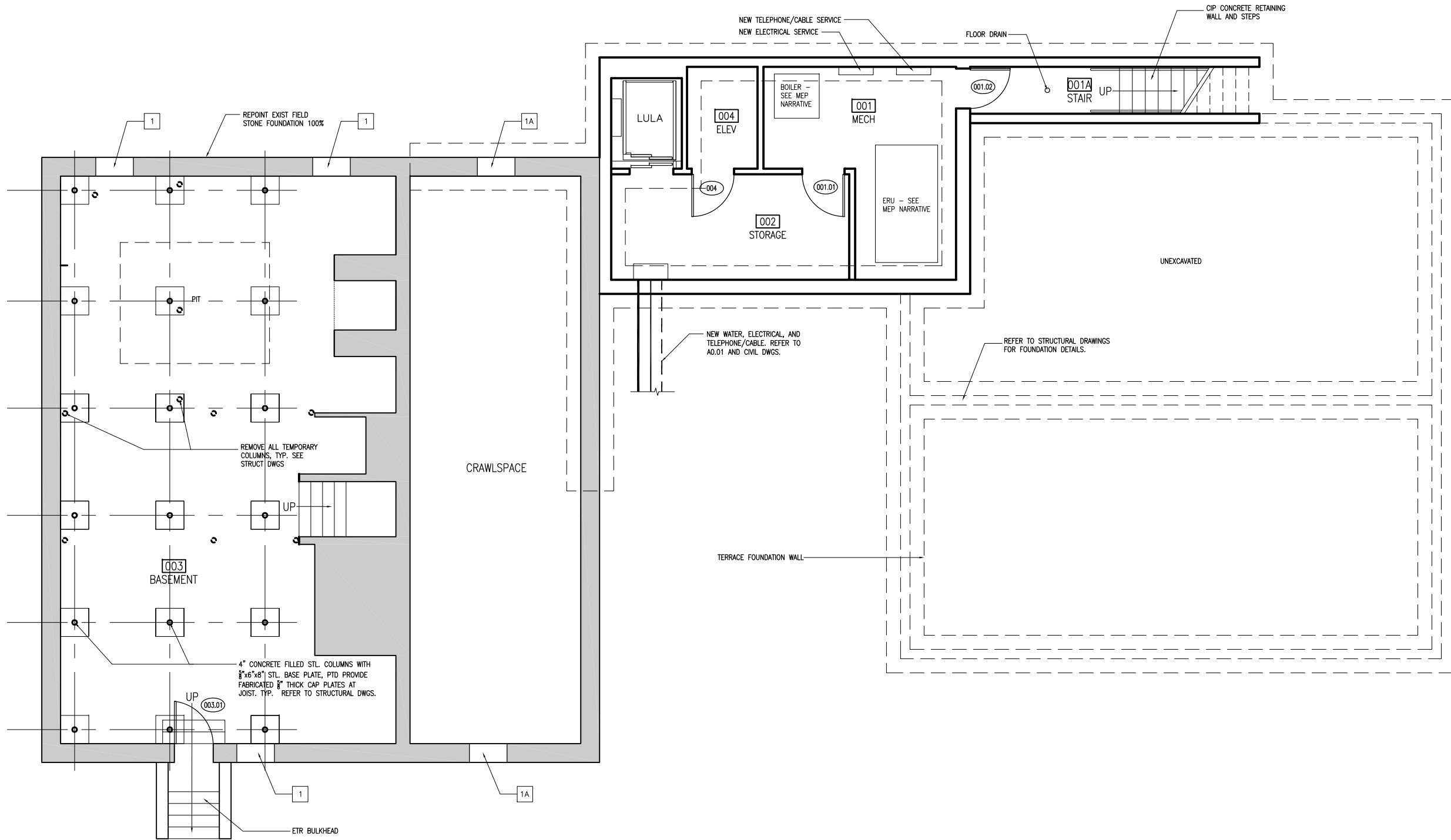
Date: H/1/10

Scale: 1/8" = 1'-0"

Drawing Title:
BASEMENT
PLAN

Pricing Set

A1.00



1 BASEMENT PLAN
1/8" = 1'-0"

Drawing file: F:\ABA\Projects\Durant House\Autocad\1_Current\Drawings\DK-A1.00.dwg Plot Date: Oct 29, 2010 - 5:33pm

**DURANT KENRICK
HOMESTEAD**

NEWTON,
MASSACHUSETTS

KEY PLAN

LEGEND

KEYED NOTES

- 1 DEMO EXISTING RADIATOR
- EXISTING DOOR
- NEW DOOR



NOT FOR CONSTRUCTION

AnnBeha Architects
33 Kingston Street Boston, MA 02111
617.338.3000 617.482.9097

Job Number: 01005.01

Project: DURANT KENRICK HOMESTEAD

Drawn By: — Checked By: SA

Date: 11/1/10

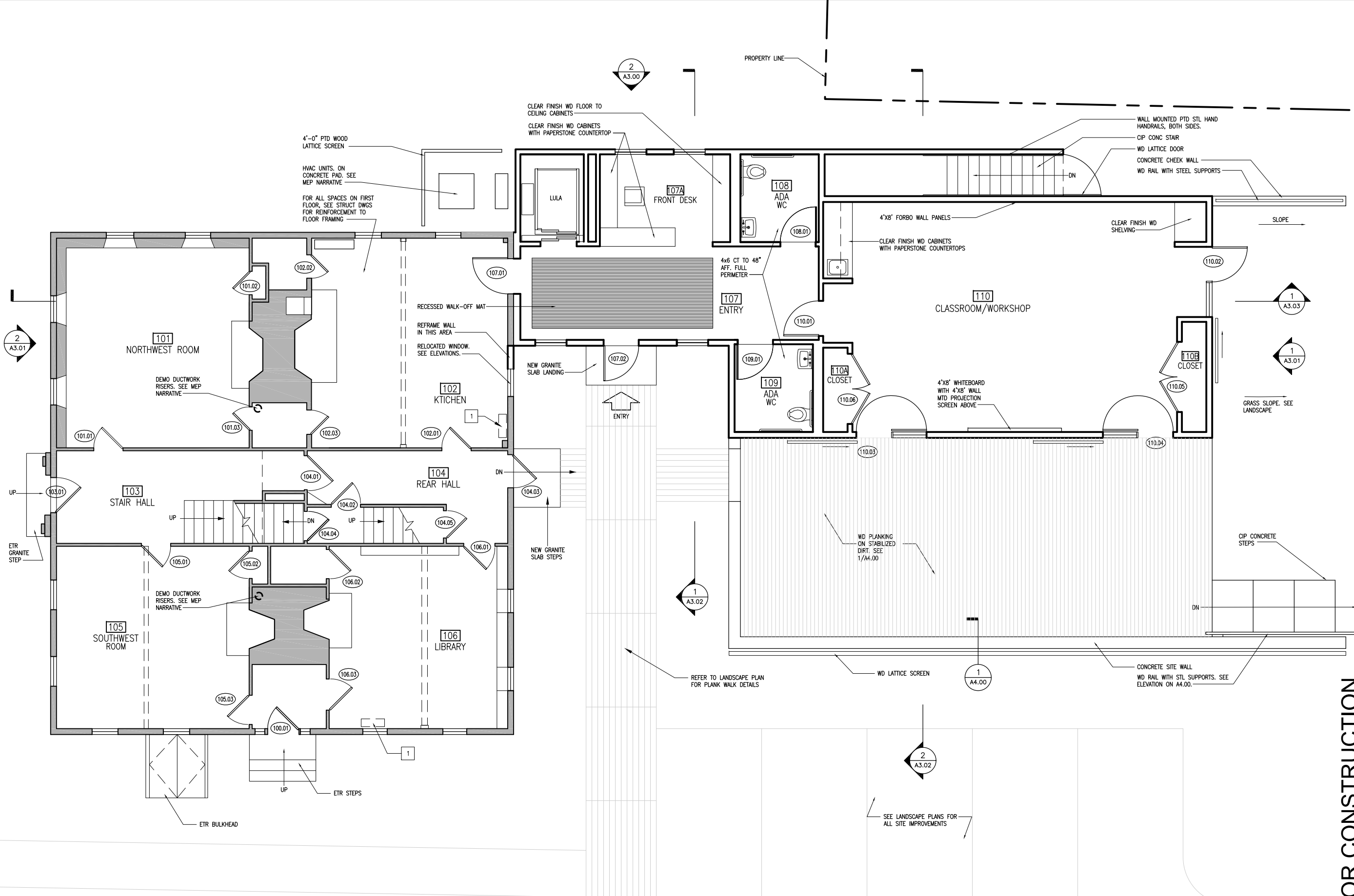
Scale: 1/8" = 1'-0"

Drawing Title:

FIRST FLOOR
PLAN

Pricing Set

A1.01



1 FIRST FLOOR PLAN
1/8" = 1'-0"

DURANT KENRICK
HOMESTEAD

NEWTON,
MASSACHUSETTS

KEY PLAN

LEGEND



NOT FOR CONSTRUCTION

AnnBeha Architects
33 Kingston Street Boston, MA 02111
617.338.3000 617.482.9097

Job Number: 01005.01

Project: DURANT KENRICK HOMESTEAD

Drawn By: Checked By: SA

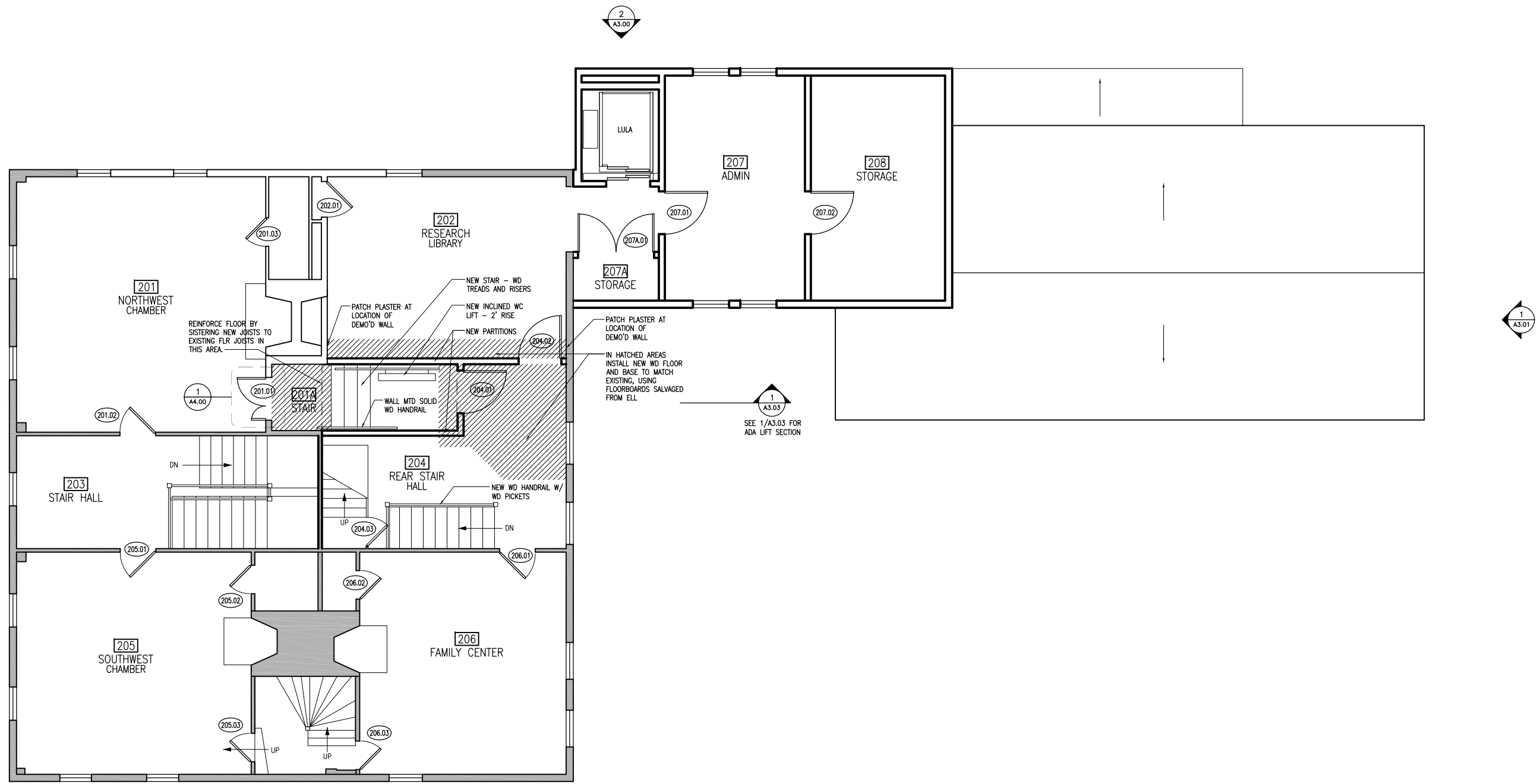
Date: 11/1/10

Scale: 1/8" = 1'-0"

Drawing Title:
SECOND FLOOR
PLAN

Pricing Set

A1.02



1 SECOND FLOOR PLAN
1/8" = 1'-0"

Drawing file: F:\ABA\Projects\Durant_Kenrick_House\Autocad\1_Current\Plotsheets\DK-A1.02.dwg Plot Date: Oct 29, 2010 - 5:33pm

DURANT KENRICK
HOMESTEAD

NEWTON,
MASSACHUSETTS

KEY PLAN

LEGEND

KEYED NOTES

- 1 NEW COPPER LINED WOOD GUTTER
- 2 NEW L.C.C. CHIMNEY CAP ON WOOD BACKUP



NOT FOR CONSTRUCTION

AnnBeha Architects
33 Kingston Street Boston, MA 02111
617.338.3000 617.482.9097

Job Number: 01005.01

Project: DURANT KENRICK HOMESTEAD

Drawn By: Checked By: SA

Date: 11/1/10

Scale: 1/8" = 1'-0"

Drawing Title:

ROOF
PLAN

Pricing Set

A1.03

EXISTING
CONSTRUCTION

NEW
ADDITION

TYP. NEW ROOF ASSEMBLY:
- WD SHINGLES
- WD FURRING
- 3" RIGID INSUL
- SELF ADHERING RUBBERIZED ASPHALT MEMBRANE
- PLYWD SHEATHING
- WD FRAMING

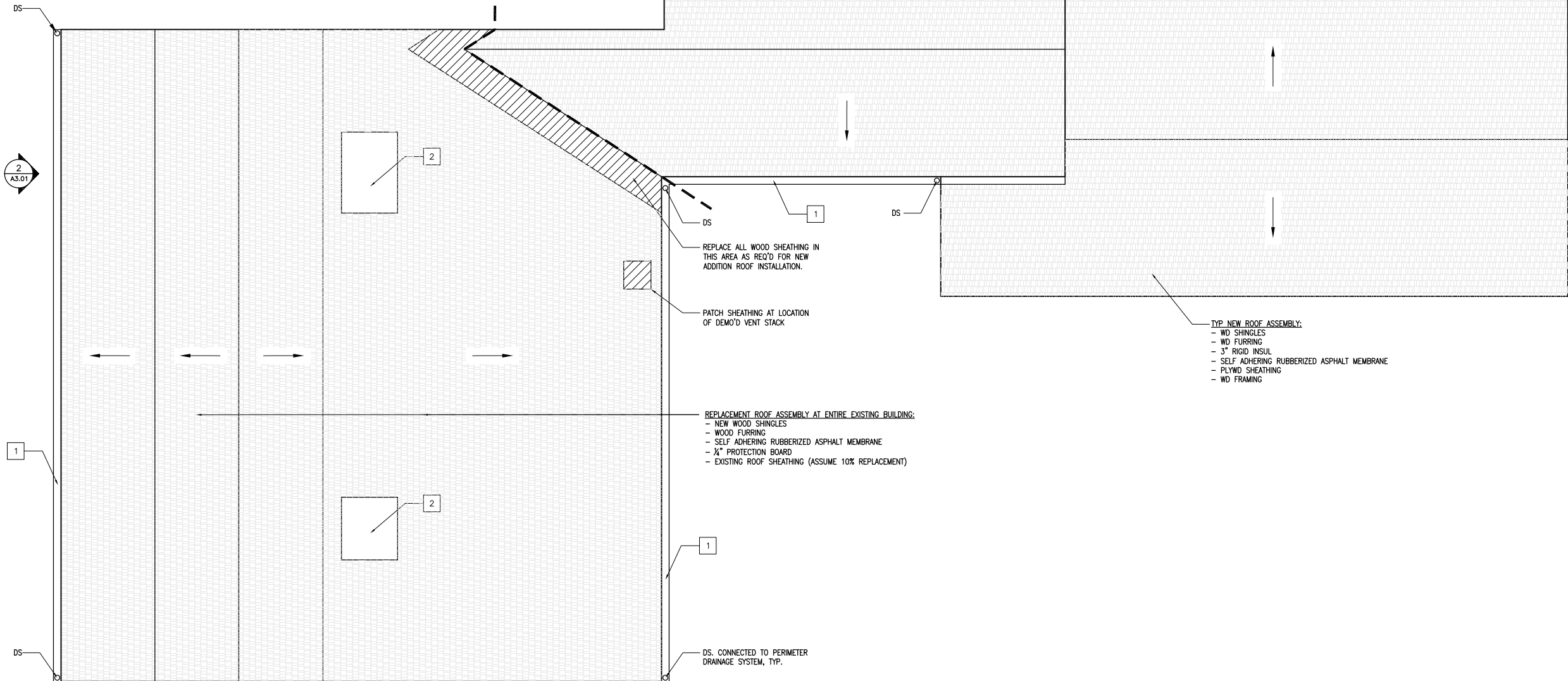
TYP. NEW ROOF ASSEMBLY:
- WD SHINGLES
- WD FURRING
- 3" RIGID INSUL
- SELF ADHERING RUBBERIZED ASPHALT MEMBRANE
- PLYWD SHEATHING
- WD FRAMING

REPLACEMENT ROOF ASSEMBLY AT ENTIRE EXISTING BUILDING:
- NEW WOOD SHINGLES
- WOOD FURRING
- SELF ADHERING RUBBERIZED ASPHALT MEMBRANE
- 1/4" PROTECTION BOARD
- EXISTING ROOF SHEATHING (ASSUME 10% REPLACEMENT)

REPLACE ALL WOOD SHEATHING IN THIS AREA AS REQ'D FOR NEW ADDITION ROOF INSTALLATION.

PATCH SHEATHING AT LOCATION OF DEMO'D VENT STACK

DS. CONNECTED TO PERIMETER DRAINAGE SYSTEM, TYP.



1 ROOF PLAN
1/8" = 1'-0"

DURANT KENRICK
HOMESTEAD

NEWTON,
MASSACHUSETTS

KEY PLAN

LEGEND



NOT FOR CONSTRUCTION

AnnBeha Architects
33 Kingston Street Boston, MA 02111
617.338.3000 617.482.9097

Job Number: 01005.01

Project: DURANT KENRICK HOMESTEAD

Drawn By: Checked By: SA

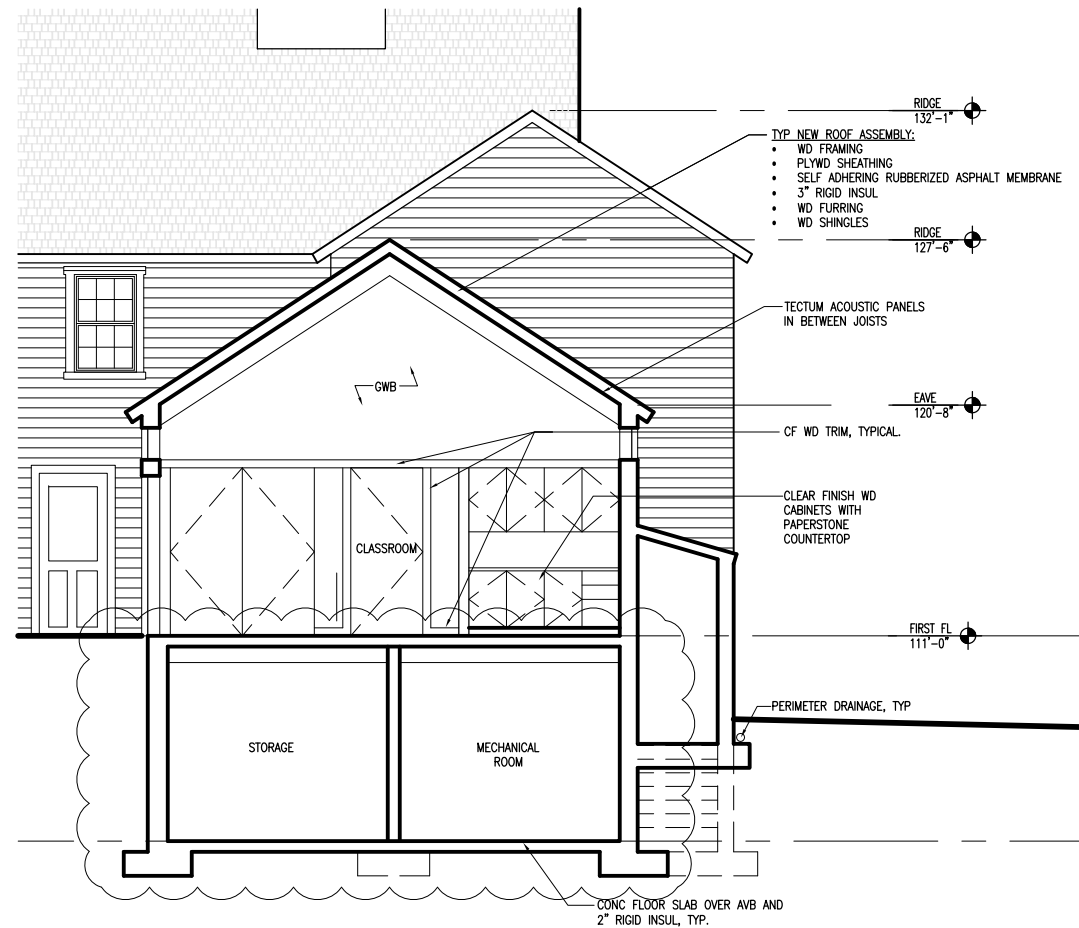
Date: 11/1/10

Scale: 1/8" = 1'-0"

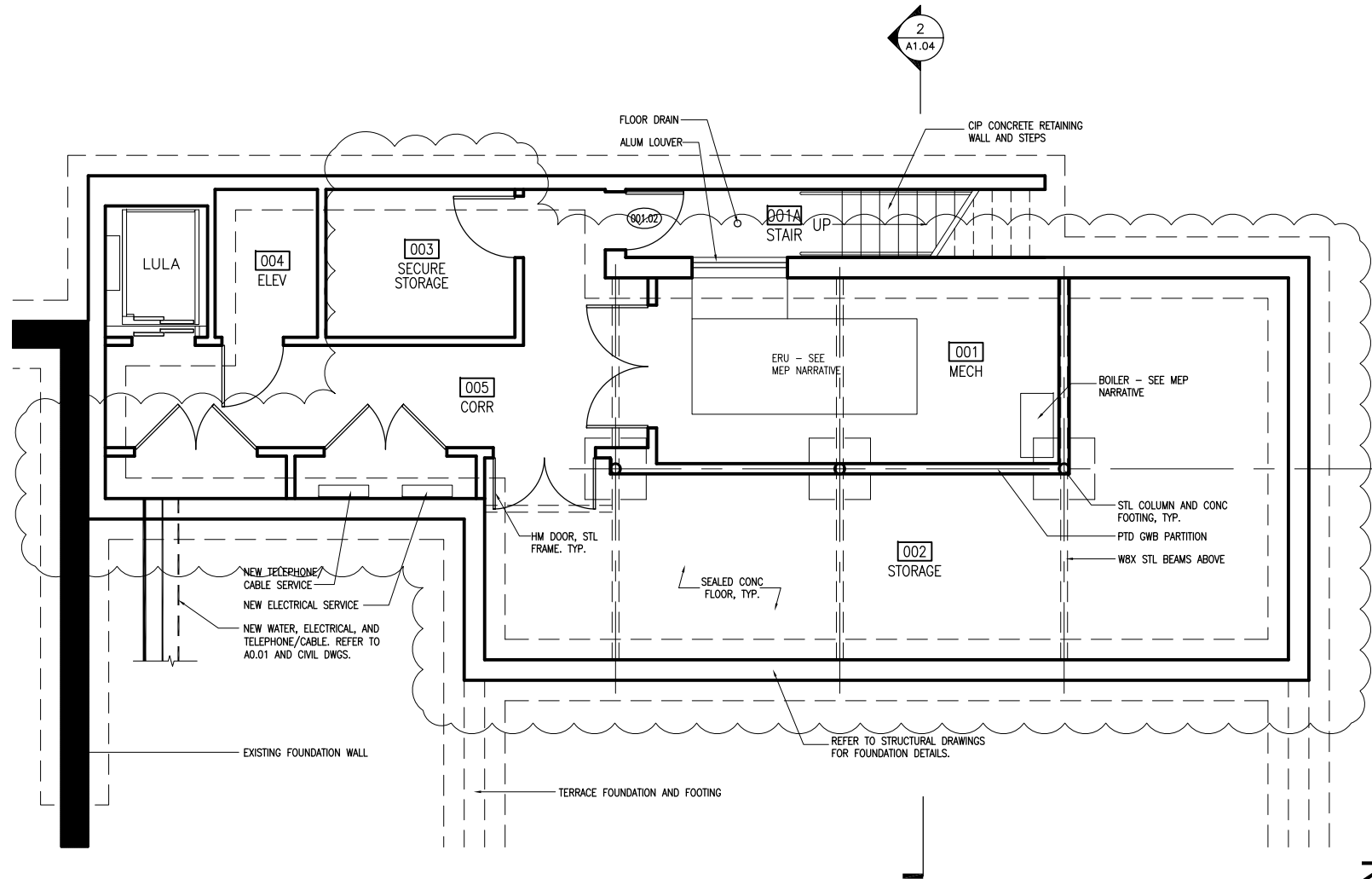
Drawing Title:
ADD ALTERNATE:
BASEMENT PLAN/SECTION

Pricing Set

A1.04



2 ADD ALTERNATE: N-S SECTION
1/8" = 1'-0"



1 ADD ALTERNATE BASEMENT PLAN
1/8" = 1'-0"

DURANT KENRICK
HOMESTEAD

NEWTON,
MASSACHUSETTS

KEY PLAN

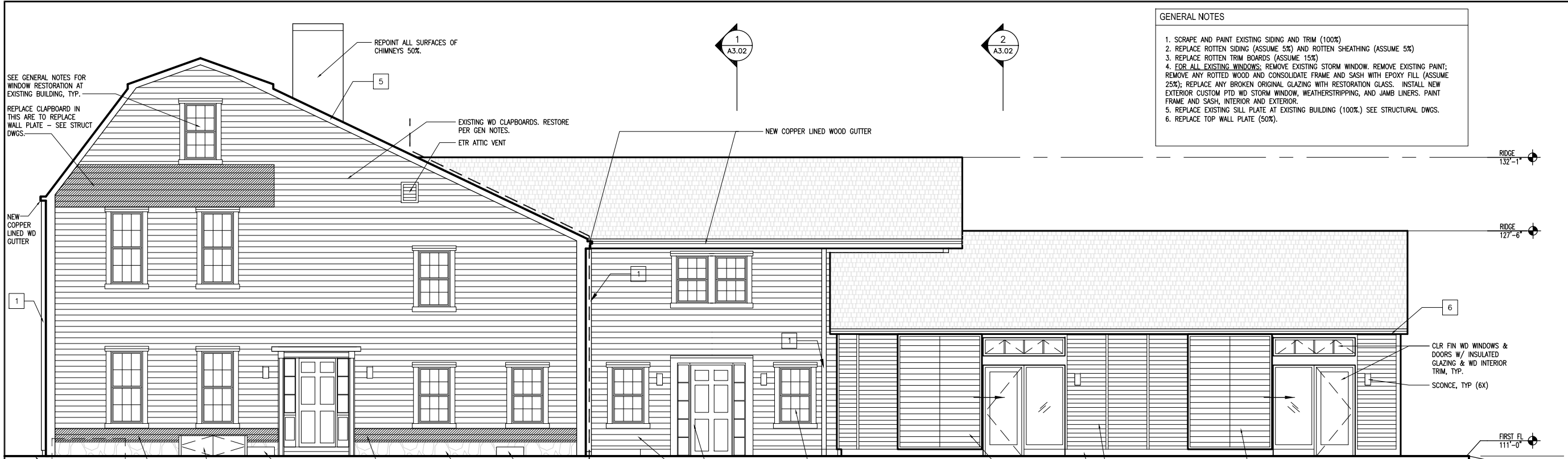
LEGEND

KEYED NOTES

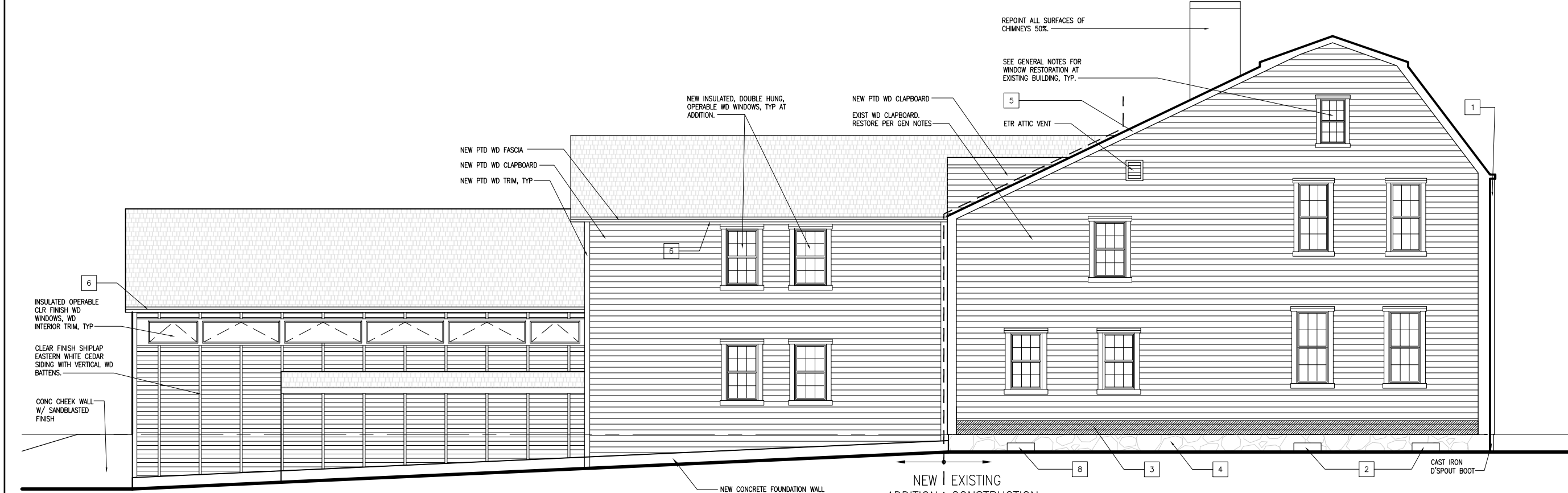
- 1 NEW GALVANIZED MTL DOWNSPOUT W/ PTD WD COVER
- 2 REMOVE EXIST SCREENS, WINDOWS AND DEBRIS. INFILL WINDOWS WITH FIELDSTONE
- 3 REMOVE CLAPBOARD IN THIS AREA TO REPLACE ROTTEN SILL PLATE 100%
- 4 REPOINT EXISTING STONE FOUNDATION 100%
- 5 REPLACE ROTTEN FASCIA ASSUME 50%
- 6 NEW ZCC DRIP EDGE
- 7 RESET FOUNDATION STONE IN THIS AREA
- 8 NEW WD LOUVER

GENERAL NOTES

1. SCRAPE AND PAINT EXISTING SIDING AND TRIM (100%)
2. REPLACE ROTTEN SIDING (ASSUME 5%) AND ROTTEN SHEATHING (ASSUME 5%)
3. REPLACE ROTTEN TRIM BOARDS (ASSUME 15%)
4. FOR ALL EXISTING WINDOWS; REMOVE EXISTING STORM WINDOW. REMOVE EXISTING PAINT. REMOVE ANY ROTTED WOOD AND CONSOLIDATE FRAME AND SASH WITH EPOXY FILL (ASSUME 25%); REPLACE ANY BROKEN ORIGINAL GLAZING WITH RESTORATION GLASS. INSTALL NEW EXTERIOR CUSTOM PTD WD STORM WINDOW, WEATHERSTRIPPING, AND JAMB LINERS. PAINT FRAME AND SASH, INTERIOR AND EXTERIOR.
5. REPLACE EXISTING SILL PLATE AT EXISTING BUILDING (100%) SEE STRUCTURAL DWGS.
6. REPLACE TOP WALL PLATE (50%).



1 SOUTH ELEVATION
1/8" = 1'-0"



2 NORTH ELEVATION
1/8" = 1'-0"

NOT FOR CONSTRUCTION

AnnBeha Architects
33 Kingston Street Boston, MA 02111
617.338.3000 617.482.9097

Job Number: 01005.01

Project: DURANT KENRICK HOMESTEAD

Drawn By: Checked By: SA

Date: 11/1/10

Scale: 1/16" = 1'-0"

Drawing Title:
ELEVATIONS

Pricing Set

A3.00

**DURANT KENRICK
HOMESTEAD**

NEWTON,
MASSACHUSETTS

KEY PLAN

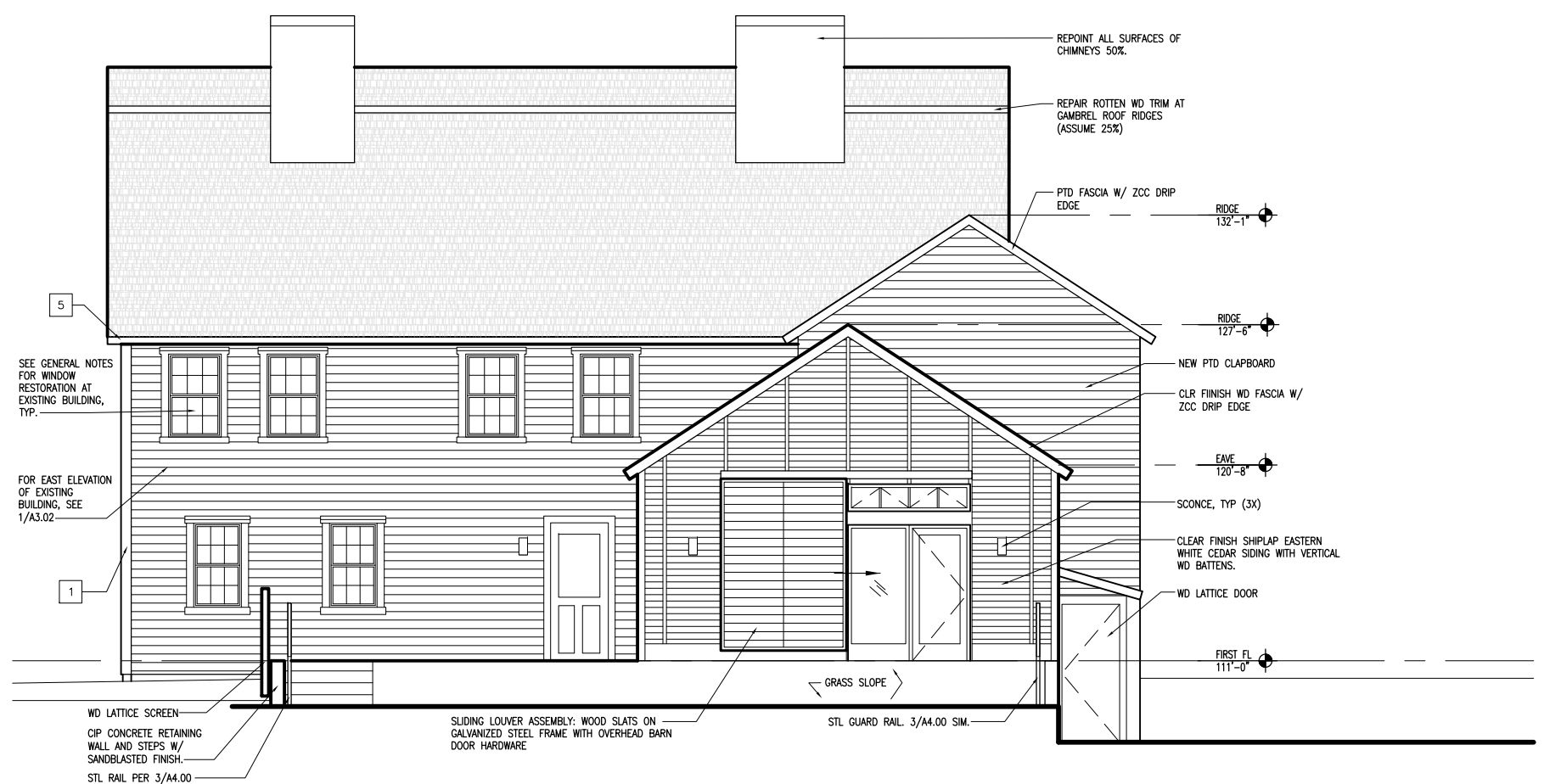
LEGEND

KEYED NOTES

- 1 NEW GALVANIZED MTL DOWNSPOUT W/ PTD WD COVER
- 2 REMOVE EXIST SCREENS, WINDOWS AND DEBRIS. INFILL WINDOWS WITH FIELDSTONE
- 3 REMOVE CLAPBOARD IN THIS AREA TO REPLACE ROTTEN SILL PLATE 100%
- 4 REPOINT EXISTING STONE FOUNDATION 100%
- 5 REPLACE ROTTEN FASCIA ASSUME 50%
- 6 NEW ZCC DRIP EDGE
- 7 RESET FOUNDATION STONE
- 8 NEW WD LOUVER

GENERAL NOTES

1. SCRAPE AND PAINT EXISTING SIDING AND TRIM (100%)
2. REPLACE ROTTEN SIDING (ASSUME 5%) AND ROTTEN SHEATHING (ASSUME 5%)
3. REPLACE ROTTEN TRIM BOARDS (ASSUME 15%)
4. FOR ALL EXISTING WINDOWS; REMOVE EXISTING STORM WINDOW. REMOVE EXISTING PAINT; REMOVE ANY ROTTED WOOD AND CONSOLIDATE FRAME AND SASH WITH EPOXY FILL (ASSUME 25%); REPLACE ANY BROKEN ORIGINAL GLAZING WITH RESTORATION GLASS. INSTALL NEW EXTERIOR CUSTOM PTD WD STORM WINDOW, WEATHERSTRIPPING, AND JAMB LINERS. PAINT FRAME AND SASH, INTERIOR AND EXTERIOR.
5. REPLACE EXISTING SILL PLATE AT EXISTING BUILDING (100%) SEE STRUCTURAL DWGS.
6. REPLACE TOP WALL PLATE (50%).



1 EAST ELEVATION
1/8" = 1'-0"



2 WEST ELEVATION
1/8" = 1'-0"

NOT FOR CONSTRUCTION

AnnBeha Architects
33 Kingston Street Boston, MA 02111
617.338.3000 617.482.9097

Job Number: 01005.01

Project: DURANT KENRICK HOMESTEAD

Drawn By: Checked By: SA

Date: 11/1/10

Scale: 1/16" = 1'-0"

Drawing Title:

SECTIONS

Pricing Set

A3.01

DURANT KENRICK
HOMESTEAD

NEWTON,
MASSACHUSETTS

KEY PLAN

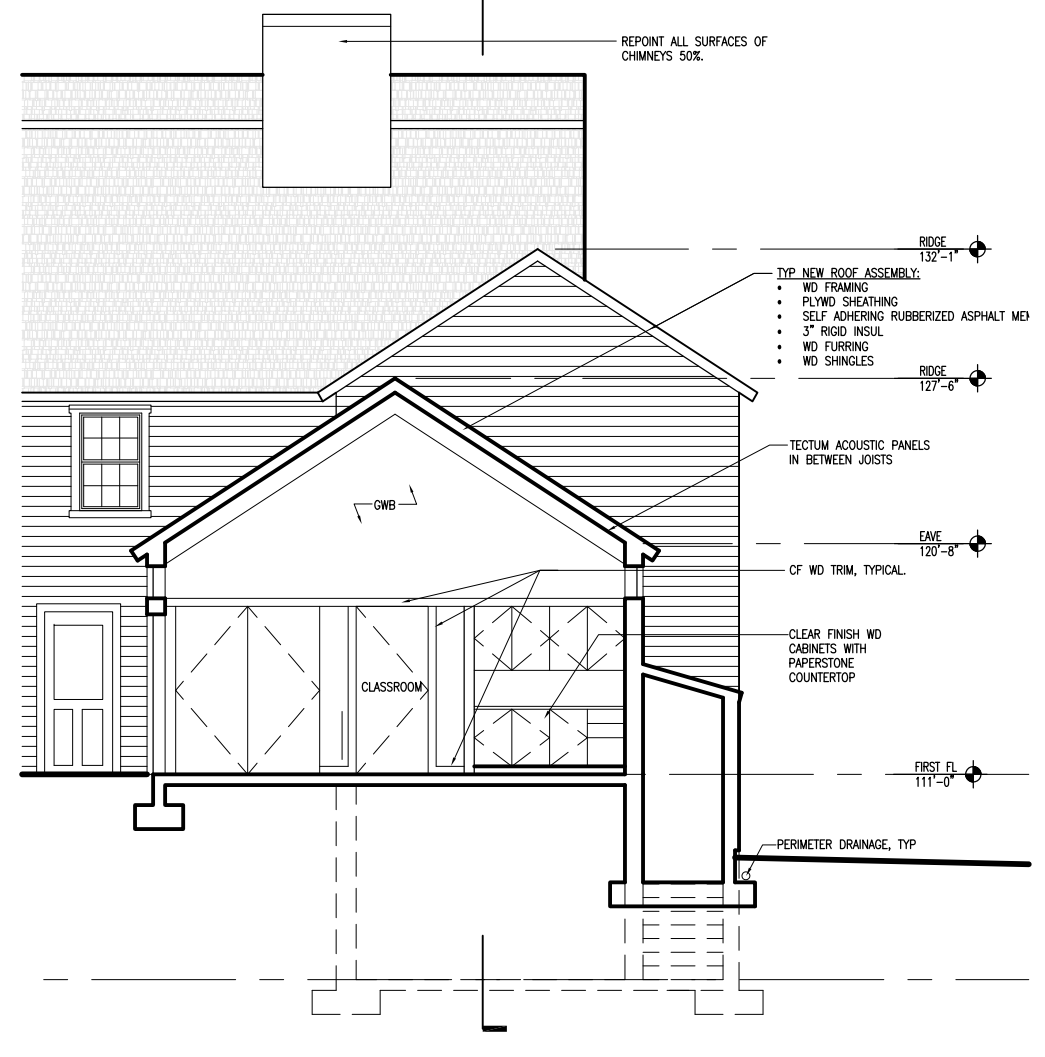
LEGEND

KEYED NOTES

- 1 NEW GALVANIZED MTL DOWNSPOUT W/ PTD WD COVER
- 2 REMOVE EXIST SCREENS, WINDOWS AND DEBRIS. INFILL WINDOWS WITH FIELDSTONE
- 3 REMOVE CLAPBOARD IN THIS AREA TO REPLACE ROTTEN SILL PLATE 100%.
- 4 REPOINT EXISTING STONE FOUNDATION 100%.
- 5 REPLACE ROTTEN FASCIA ASSUME 50%
- 6 NEW ZCC DRIP EDGE
- 7 RESET FOUNDATION STONE
- 8 NEW WD LOUVER



1 N-S SECTION THROUGH NEW ELL



2 N-S SECTION THROUGH NEW ELL
1/8" = 1'-0"

- GENERAL NOTES
1. SCRAPE AND PAINT EXISTING SIDING AND TRIM (100%)
 2. REPLACE ROTTEN SIDING (ASSUME 5%) AND ROTTEN SHEATHING (ASSUME 5%)
 3. REPLACE ROTTEN TRIM BOARDS (ASSUME 15%)
 4. FOR ALL EXISTING WINDOWS; REMOVE EXISTING STORM WINDOW. REMOVE EXISTING PAINT; REMOVE ANY ROTTED WOOD AND CONSOLIDATE FRAME AND SASH WITH EPOXY FILL (ASSUME 25%); REPLACE ANY BROKEN ORIGINAL GLAZING WITH RESTORATION GLASS. INSTALL NEW EXTERIOR CUSTOM PTD WD STORM WINDOW, WEATHERSTRIPPING, AND JAMB LINERS. PAINT FRAME AND SASH, INTERIOR AND EXTERIOR.
 5. REPLACE EXISTING SILL PLATE AT EXISTING BUILDING (100%). SEE STRUCTURAL DWGS.
 6. REPLACE TOP WALL PLATE (50%).

NOT FOR CONSTRUCTION

AnnBeha Architects
33 Kingston Street Boston, MA 02111
617.338.3000 617.482.9097

Job Number: 01005.01
Project: DURANT KENRICK HOMESTEAD

Drawn By: Checked By: SA

Date: 11/1/10

Scale: 1/16" = 1'-0"

Drawing Title:
SECTIONS

Pricing Set

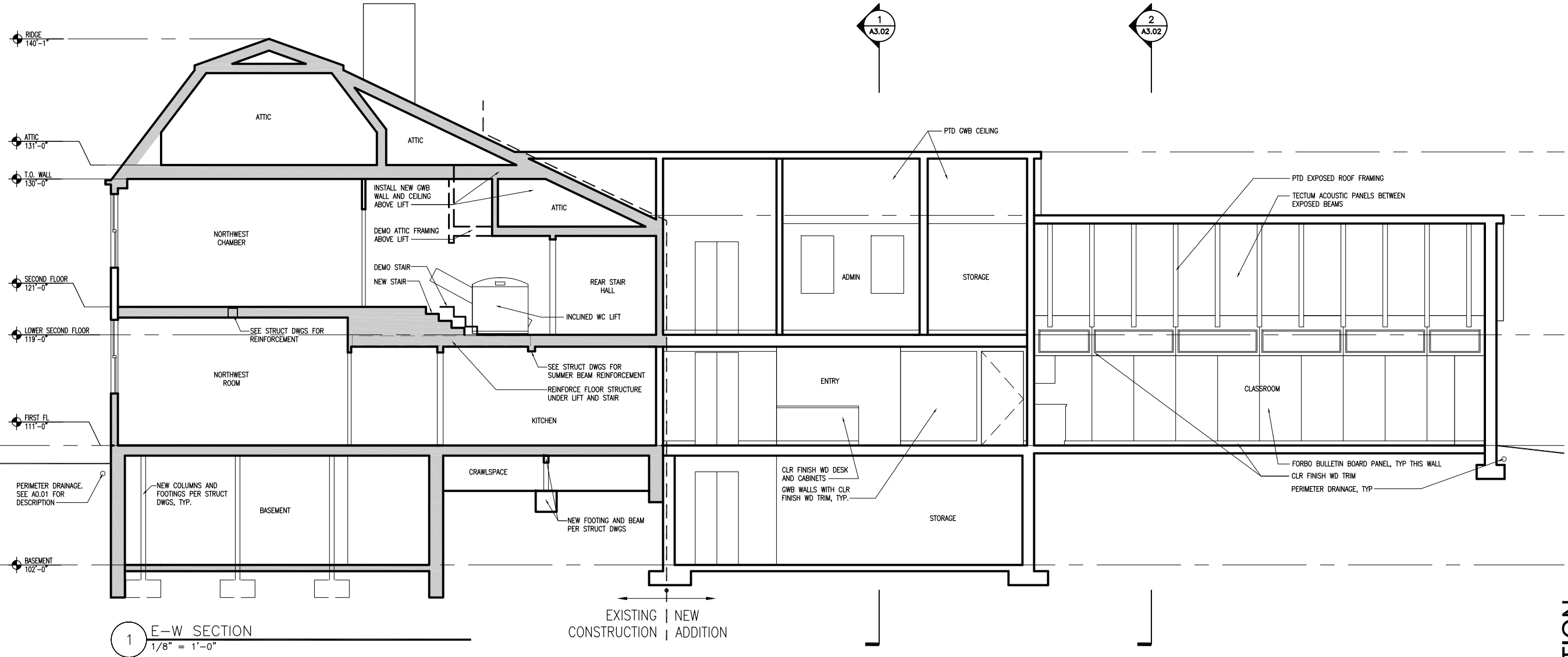
A3.02

DURANT KENRICK
HOMESTEAD

NEWTON,
MASSACHUSETTS

KEY PLAN

LEGEND



1 E-W SECTION
1/8" = 1'-0"

EXISTING | NEW
CONSTRUCTION | ADDITION

NOT FOR CONSTRUCTION

AnnBeha Architects
33 Kingston Street Boston, MA 02111
617.338.3000 617.482.9097

Job Number: 01005.01

Project: DURANT KENRICK HOMESTEAD

Drawn By: Checked By: SA

Date: 11/1/10

Scale: 1/8" = 1'-0"

Drawing Title:

SECTIONS

Pricing Set

A3.03

DURANT KENRICK
HOMESTEAD

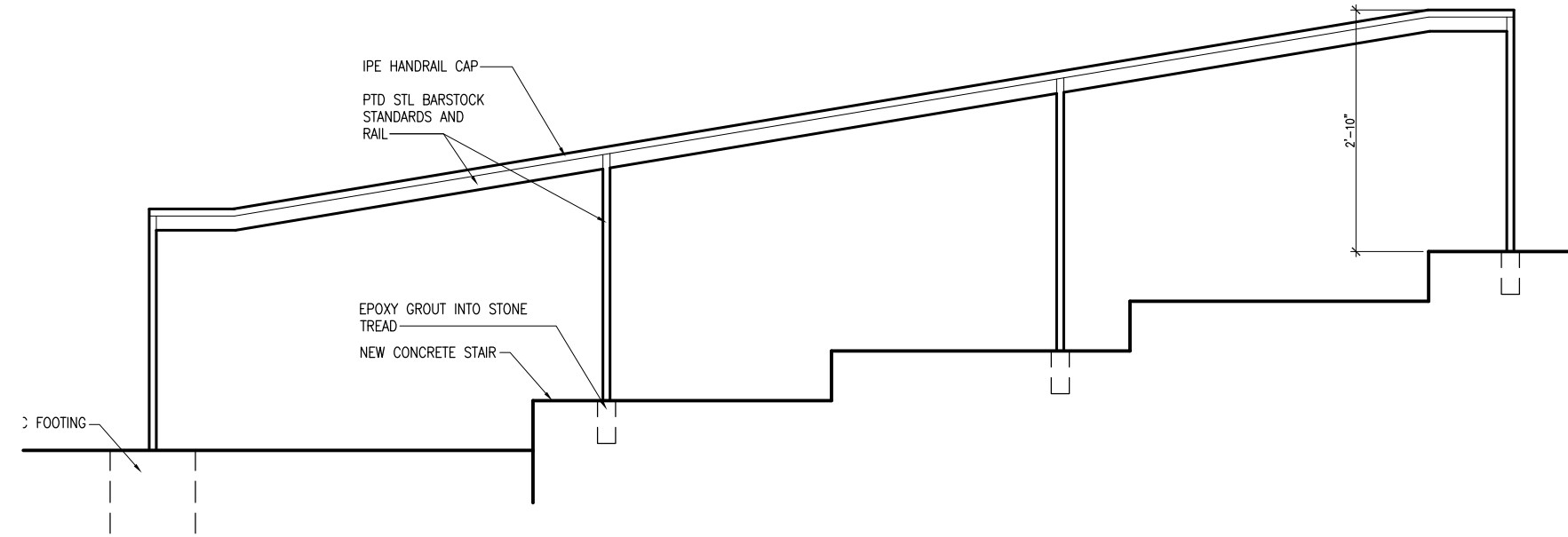
NEWTON,
MASSACHUSETTS

KEY PLAN

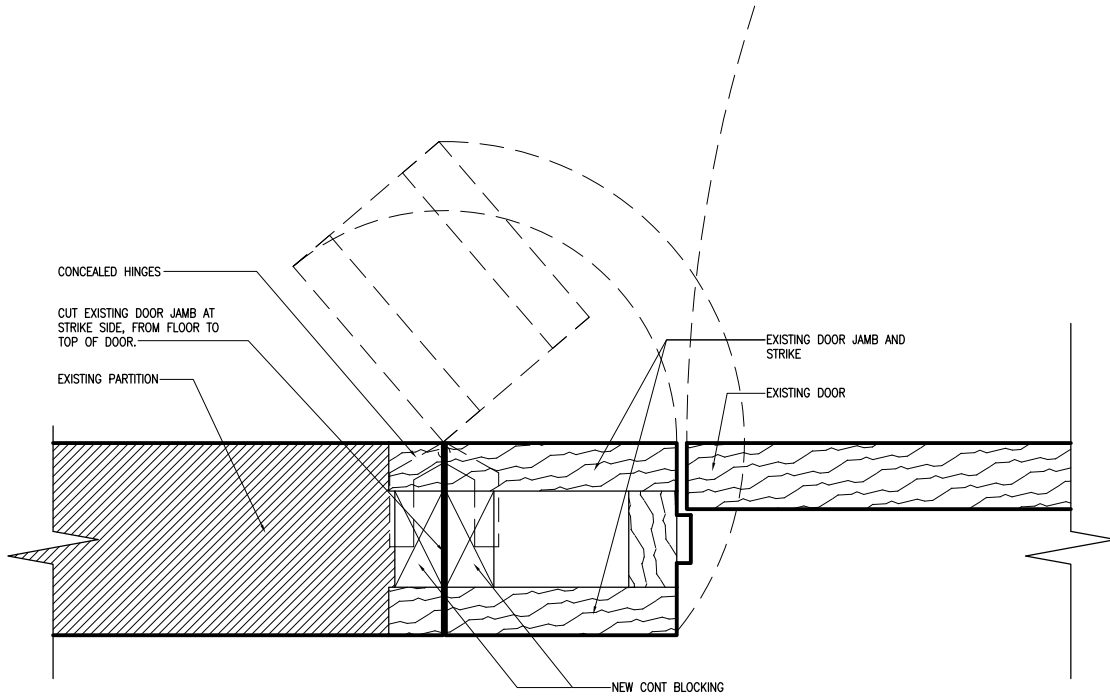
LEGEND

KEYED NOTES

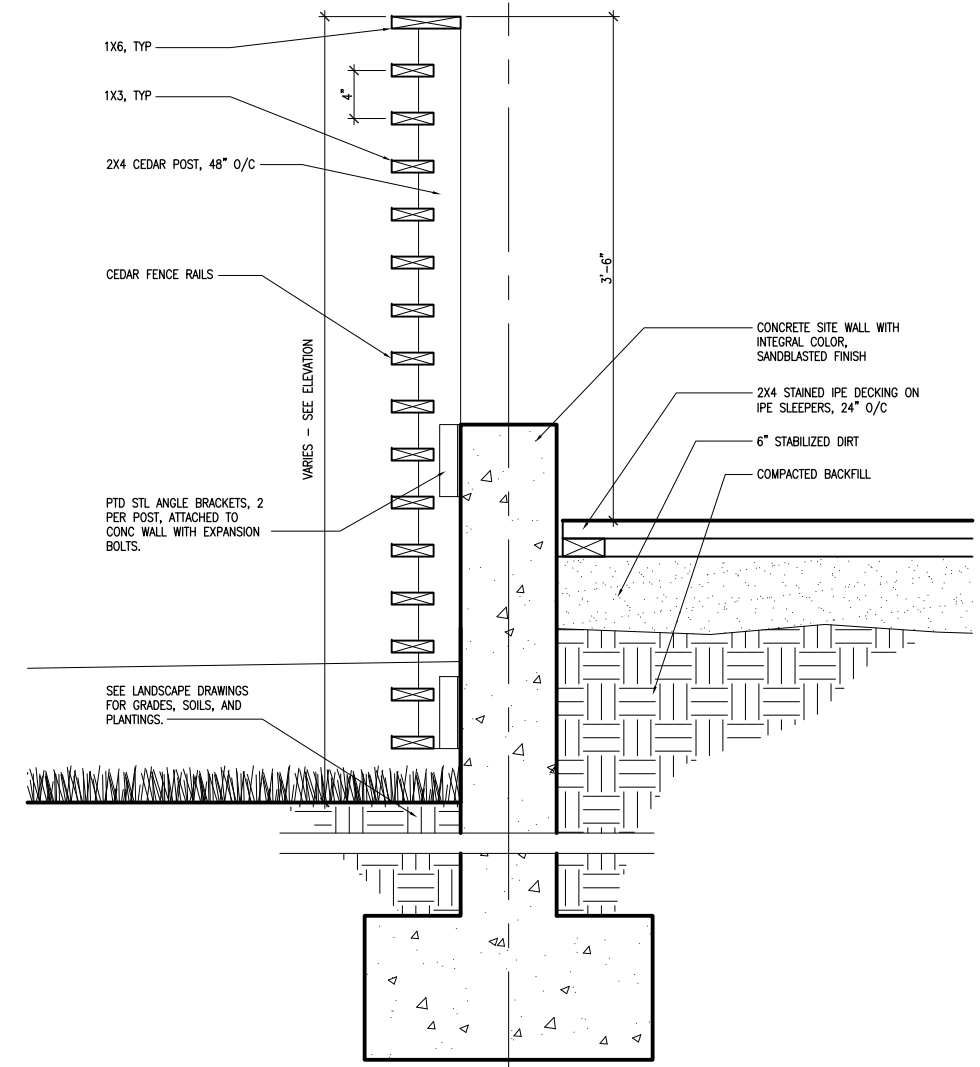
1 DEMO EXISTING RADIATOR



3 SITE HANDRAIL DETAIL
1/2"=1'-0"



2 HINGED JAMB DETAIL
3/4"=1'-0"



1 TERRACE FENCE DETAIL
3/4"=1'-0"



NOT FOR CONSTRUCTION

AnnBeha Architects
33 Kingston Street Boston, MA 02111
617.338.3000 617.482.9097

Job Number: 01005.01

Project: DURANT KENRICK HOMESTEAD

Drawn By: Checked By: SA

Date: 11/1/10

Scale: AS NOTED

Drawing Title:

DETAILS

Pricing Set

A4.00



NOT FOR CONSTRUCTION

AnnBeha Architects
33 Kingston Street Boston, MA 02111
617.338.3000 617.482.9097

Job Number: 01005.01

Project: DURANT KENRICK HOMESTEAD

Drawn By: Checked By: SA

Date: 11/1/10

Scale: NONE

Drawing Title:

SCHEDULES

Pricing Set

A4.01

FINISH SCHEDULE

| ROOM NO. | ROOM NAME | FLOOR | | BASE | WALLS | | | | | | | | CEILING | | REMARKS |
|----------|-----------------|----------|---------|-------|----------|--------|----------|--------|----------|--------|----------|--------|----------|--------|--|
| | | Material | Finish | | NORTH | | EAST | | SOUTH | | WEST | | Material | Finish | |
| | | | | | Material | Finish | Material | Finish | Material | Finish | Material | Finish | | | |
| 1 | MEP | CONC | SEAL | | CONC | PTD | CONC | PTD | CONC | PTD | CONC | PTD | | | |
| 2 | STORAGE | CONC | SEAL | WD | CONC | PTD | CONC | PTD | CONC | PTD | CONC | PTD | | | |
| 101 | NW ROOM | EXIST | EXIST | WD | EXIST | EXIST | EXIST | EXIST | EXIST | EXIST | EXIST | EXIST | EXIST | PTD | REPAIR 10% OF EXISTING PLASTER CLNG AND WALLS |
| 102 | KITCHEN | EXIST | EXIST | WD | EXIST | EXIST | EXIST | EXIST | EXIST | EXIST | EXIST | EXIST | EXIST | PTD | REPAIR WD PANELING AT E WALL AFTER RELOCATING WINDOW; REPAIR 10% OF EXISTING PLASTER CLNG AND WALL |
| 103 | STAIR HALL | EXIST | EXIST | WD | EXIST | EXIST | EXIST | EXIST | EXIST | EXIST | EXIST | EXIST | EXIST | PTD | REPAIR 10% OF EXISTING PLASTER CLNG AND WALLS |
| 104 | REAR HALL | EXIST | EXIST | WD | EXIST | EXIST | EXIST | EXIST | EXIST | EXIST | EXIST | EXIST | EXIST | PTD | REPAIR 10% OF EXISTING PLASTER CLNG AND WALLS |
| 105 | SW ROOM | EXIST | EXIST | WD | EXIST | EXIST | EXIST | EXIST | EXIST | EXIST | EXIST | EXIST | EXIST | PTD | REPAIR 10% OF EXISTING PLASTER CLNG AND WALLS |
| 106 | LIBRARY | EXIST | EXIST | WD | EXIST | EXIST | EXIST | EXIST | EXIST | EXIST | EXIST | EXIST | EXIST | PTD | REPAIR 10% OF EXISTING PLASTER CLNG AND WALLS |
| 107 | ENTRY | CONC | STAINED | WD | GWB | PTD | GWB | PTD | GWB | PTD | GWB | PTD | GWB | PTD | |
| 107A | FRONT DESK | CONC | STAINED | WD | GWB | PTD | GWB | PTD | GWB | PTD | GWB | PTD | GWB | PTD | |
| 108 | ADA WC | CONC | STAINED | TILE | TILE/PTD | PTD | TILE/PTD | PTD | TILE/PTD | PTD | TILE/PTD | PTD | GWB | PTD | 4"x6" TILE WAINSCOT TO 48" AFF; PTD GWB ABOVE |
| 109 | ADA WC | CONC | STAINED | TILE | TILE/PTD | PTD | TILE/PTD | PTD | TILE/PTD | PTD | TILE/PTD | PTD | GWB | PTD | 4"x6" TILE WAINSCOT TO 48" AFF; PTD GWB ABOVE |
| 110 | CLASSROOM | CONC | STAINED | WD | GWB | PTD | GWB | PTD | GWB | PTD | GWB | PTD | EXP | PTD | ACOUSTIC PNL CEILING |
| 110A | CLOSET | CONC | STAINED | RB | GWB | PTD | GWB | PTD | GWB | PTD | GWB | PTD | GWB | PTD | |
| 110B | CLOSET | CONC | STAINED | RB | GWB | PTD | GWB | PTD | GWB | PTD | GWB | PTD | GWB | PTD | |
| 201 | NW CHAMBER | EXIST | EXIST | EXIST | EXIST | EXIST | EXIST | EXIST | EXIST | EXIST | EXIST | EXIST | EXIST | PTD | REPAIR 10% OF EXISTING PLASTER CLNG AND WALLS |
| 201A | LIFT | WD | CLRF | WD | PL | PTD | PL | PTD | PL | PTD | PL | PTD | PL | PTD | |
| 202 | RESEARCH LIB | CPT | | WD | EXIST | PTD | EXIST | PTD | PL | PTD | PL | PTD | PL | PTD | REPAIR 20% OF EXISTING PLASTER WALLS. PROVIDE NEW PLASTER AT E WALL IN AREA OF DEMO'D WINDOW. |
| 203 | STAIR HALL | EXIST | EXIST | EXIST | EXIST | EXIST | EXIST | EXIST | EXIST | EXIST | EXIST | EXIST | EXIST | PTD | REPAIR 10% OF EXISTING PLASTER CLNG AND WALLS |
| 204 | REAR STAIR HALL | WD | PTD | WD | PL | PTD | PL | PTD | EXIST | PTD | EXIST | PTD | PL | PTD | REPAIR 20% OF EXISTING PLASTER WALLS |
| 205 | SW CHAMBER | EXIST | EXIST | EXIST | EXIST | EXIST | EXIST | EXIST | EXIST | EXIST | EXIST | EXIST | EXIST | PTD | REPAIR 10% OF EXISTING PLASTER CLNG AND WALLS |
| 206 | FAMILY CENTER | EXIST | EXIST | EXIST | EXIST | EXIST | EXIST | EXIST | EXIST | EXIST | EXIST | EXIST | EXIST | PTD | REPAIR 10% OF EXISTING PLASTER CLNG AND WALLS |
| 207 | ADMIN | CPT | | WD | GWB | PTD | GWB | PTD | GWB | PTD | GWB | PTD | GWB | PTD | REPAIR 10% OF EXISTING PLASTER CLNG AND WALLS |
| 207A | STORAGE | CPT | | WD | GWB | PTD | GWB | PTD | GWB | PTD | GWB | PTD | GWB | PTD | REPAIR 10% OF EXISTING PLASTER CLNG AND WALLS |
| 208 | STORAGE | CPT | | WD | GWB | PTD | GWB | PTD | GWB | PTD | GWB | PTD | GWB | PTD | REPAIR 10% OF EXISTING PLASTER CLNG AND WALLS |
| 301 | ATTIC | EXIST | EXIST | EXIST | EXIST | EXIST | EXIST | EXIST | EXIST | EXIST | EXIST | EXIST | EXIST | PTD | REPAIR 10% OF EXISTING PLASTER CLNG AND WALLS |

ABBREVIATIONS

- CPT CARPET
- CONC CONCRETE
- WD WOOD, CLEAR FINISH
- PTD PAINTED
- EXP EXPOSED STRUCTURE
- CLRF CLEAR FINISH
- RB RUBBER BASE
- GWB GYPSUM WALL BOARD
- MR-GWB MOISTURE RESISTANT GWB
- PL NEW LATH AND PLASTER

DOOR SCHEDULE

| Number | DOOR | | FRAME | REMARKS |
|---------|----------|---------|-------|---|
| | Material | INT/EXT | | |
| 001.01 | HM | INT | HM | |
| 001.02 | HM | EXT | HM | |
| 003.01 | EXIST | EXT | EXIST | INSTALL NEW WEATHERSTRIPPING/SEALS, PTD |
| 100.01 | EXIST | EXT | EXIST | INSTALL NEW WEATHERSTRIPPING/SEALS, PTD |
| 101.01 | EXIST | INT | EXIST | PTD. INSTALL HINGED JAMB DETAIL - SEE A4.00 |
| 101.02 | EXIST | INT | EXIST | |
| 101.03 | EXIST | INT | EXIST | |
| 102.01 | EXIST | INT | EXIST | INSTALL HINGED JAMB DETAIL. SEE A4.00, PTD |
| 102.02 | EXIST | INT | EXIST | |
| 102.03 | EXIST | INT | EXIST | |
| 103.01 | EXIST | EXT | EXIST | INSTALL NEW WEATHERSTRIPPING/SEALS, PTD |
| 104.01 | EXIST | INT | EXIST | |
| 104.02 | EXIST | INT | EXIST | |
| 104.03 | EXIST | EXT | EXIST | INSTALL NEW WEATHERSTRIPPING/SEALS, PTD |
| 104.04 | EXIST | INT | EXIST | |
| 104.05 | EXIST | INT | EXIST | |
| 105.01 | EXIST | INT | EXIST | INSTALL HINGED JAMB DETAIL. SEE A4.00, PTD |
| 105.02 | EXIST | INT | EXIST | |
| 105.03 | EXIST | INT | EXIST | |
| 106.01 | EXIST | INT | EXIST | INSTALL HINGED JAMB DETAIL. SEE A4.00, PTD |
| 106.02 | EXIST | INT | EXIST | |
| 106.03 | EXIST | INT | EXIST | |
| 107.01 | WD | INT | WD | CUSTOM 6 PNL S&R WD DOOR TO MATCH EXISTING, PTD |
| 107.02 | WD | EXT | WD | CUSTOM 6 PNL S&R WD DOOR TO MATCH EXISTING, PTD, PANIC HW |
| 108.01 | WD | INT | WD | FLUSH SOLID CORE, CLRF |
| 109.01 | WD | INT | WD | FLUSH SOLID CORE, CLRF |
| 110.01 | WD | INT | WD | FULLY GLAZED WD S&R DOOR, CLRF, PANIC HW |
| 110.02 | WD | EXT | WD | FULLY GLAZED WD S&R DOOR, CF, PANIC HW |
| 110.03 | WD | EXT | WD | FULLY GLAZED WD S&R DOOR, CLRF |
| 110.04 | WD | EXT | WD | FULLY GLAZED WD S&R DOOR, CLRF |
| 110.05 | WD | INT | WD | 2 LEAVES, FLUSH SOLID CORE, CLRF |
| 110.06 | WD | INT | WD | 2 LEAVES, FLUSH SOLID CORE, CLRF |
| 201.01 | WD | INT | WD | CUSTOM 6 PNL S&R WD DOOR AND FRAME TO MATCH EXISTING |
| 201.02 | EXIST | INT | EXIST | INSTALL HINGED JAMB DETAIL. SEE A4.00 |
| 201.03 | EXIST | INT | EXIST | |
| 202.01 | EXIST | INT | EXIST | |
| 204.01 | WD | INT | WD | CUSTOM 6 PNL S&R WD DOOR AND FRAME TO MATCH EXISTING. PTD |
| 204.02 | WD | INT | WD | CUSTOM 6 PNL S&R WD DOOR AND FRAME TO MATCH EXISTING. PTD |
| 204.03 | EXIST | INT | EXIST | |
| 205.01 | EXIST | INT | EXIST | INSTALL HINGED JAMB DETAIL. SEE A4.00, PTD |
| 205.02 | EXIST | INT | EXIST | |
| 205.03 | EXIST | INT | EXIST | |
| 206.01 | EXIST | INT | EXIST | INSTALL HINGED JAMB DETAIL. SEE A4.00, PTD |
| 206.02 | EXIST | INT | EXIST | |
| 206.03 | EXIST | INT | EXIST | |
| 207.01 | WD | INT | WD | FULLY GLAZED WD STILE AND RAIL DOOR, CF |
| 207.02 | WD | INT | WD | FLUSH SOLID CORE, CF |
| 207A.01 | WD | INT | WD | 2 LEAVES, FLUSH SOLID CORE, CF |

ABBREVIATIONS

- WD SOLID CORE WOOD DOOR, UNLESS INDICATED AS FULLY GLAZED
- HM HOLLOW METAL
- CLRF CLEAR FINISH
- S&R STILE AND RAIL
- PTD PAINTED

DURANT KENRICK
HOMESTEAD

NEWTON,
MASSACHUSETTS

KEY PLAN

LEGEND

- NOTES
- [1] INFILL WITH FIELD STONE MASONRY
 - [1A] NEW WOOD LOUVER



NOT FOR CONSTRUCTION

AnnBeha Architects
33 Kingston Street Boston, MA 02111
617.338.3000 617.482.9097

Job Number: 01005.01

Project: DURANT KENRICK HOMESTEAD

Drawn By: Checked By: SA

Date: 11/1/10

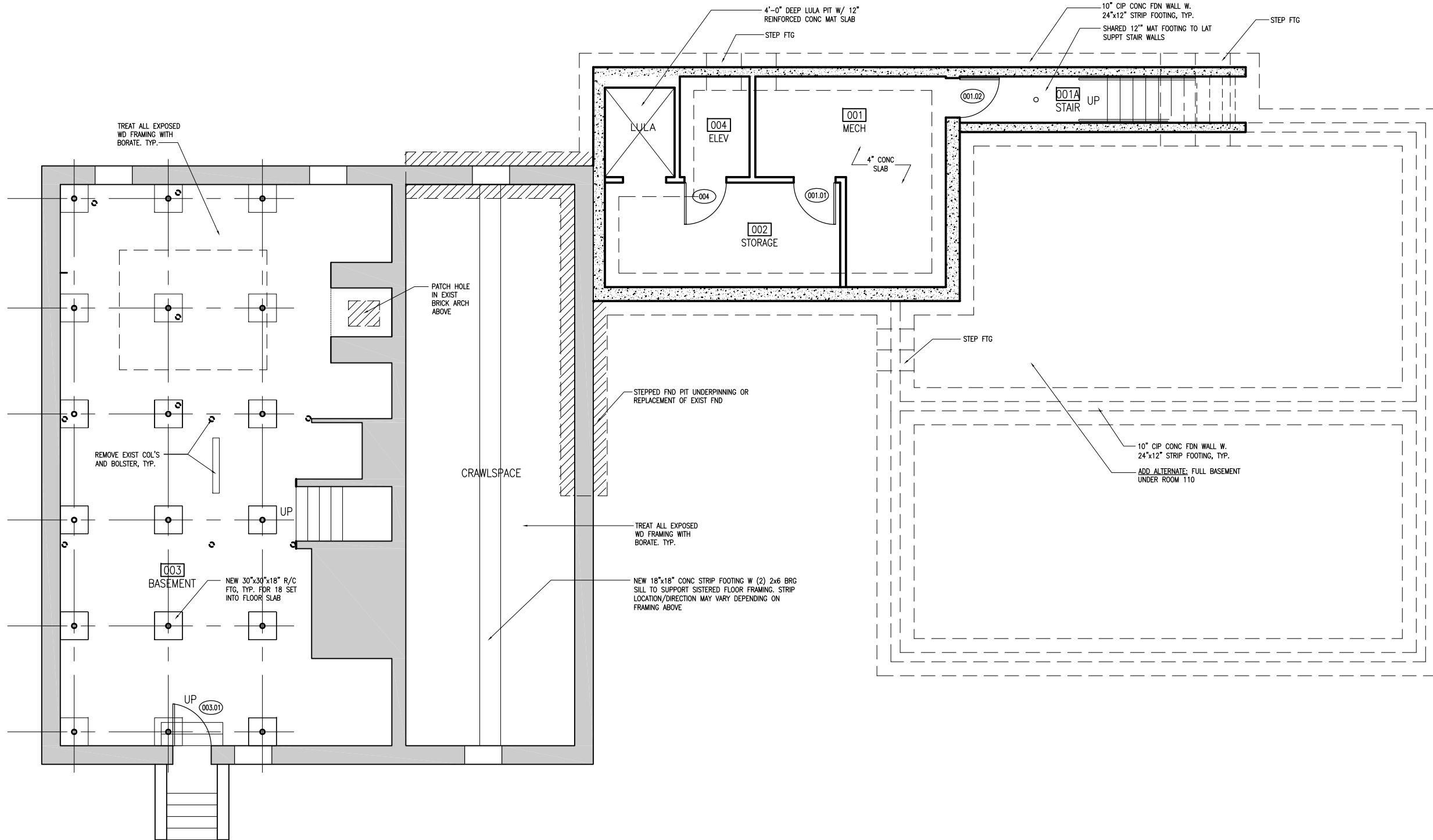
Scale: 1/8" = 1'-0"

Drawing Title:

BASEMENT
PLAN

Pricing Set

S1.00



1 BASEMENT PLAN
1/8" = 1'-0"

DURANT KENRICK
HOMESTEAD

NEWTON,
MASSACHUSETTS

KEY PLAN

LEGEND

KEYED NOTES

- 1 SISTER EXIST JOISTS WITH NEW DBL P/T 2x6 @ EACH JOIST



NOT FOR CONSTRUCTION

AnnBeha Architects
33 Kingston Street Boston, MA 02111
617.338.3000 617.482.9097

Job Number: 01005.01

Project: DURANT KENRICK HOMESTEAD

Drawn By: - Checked By: SA

Date: 11/1/10

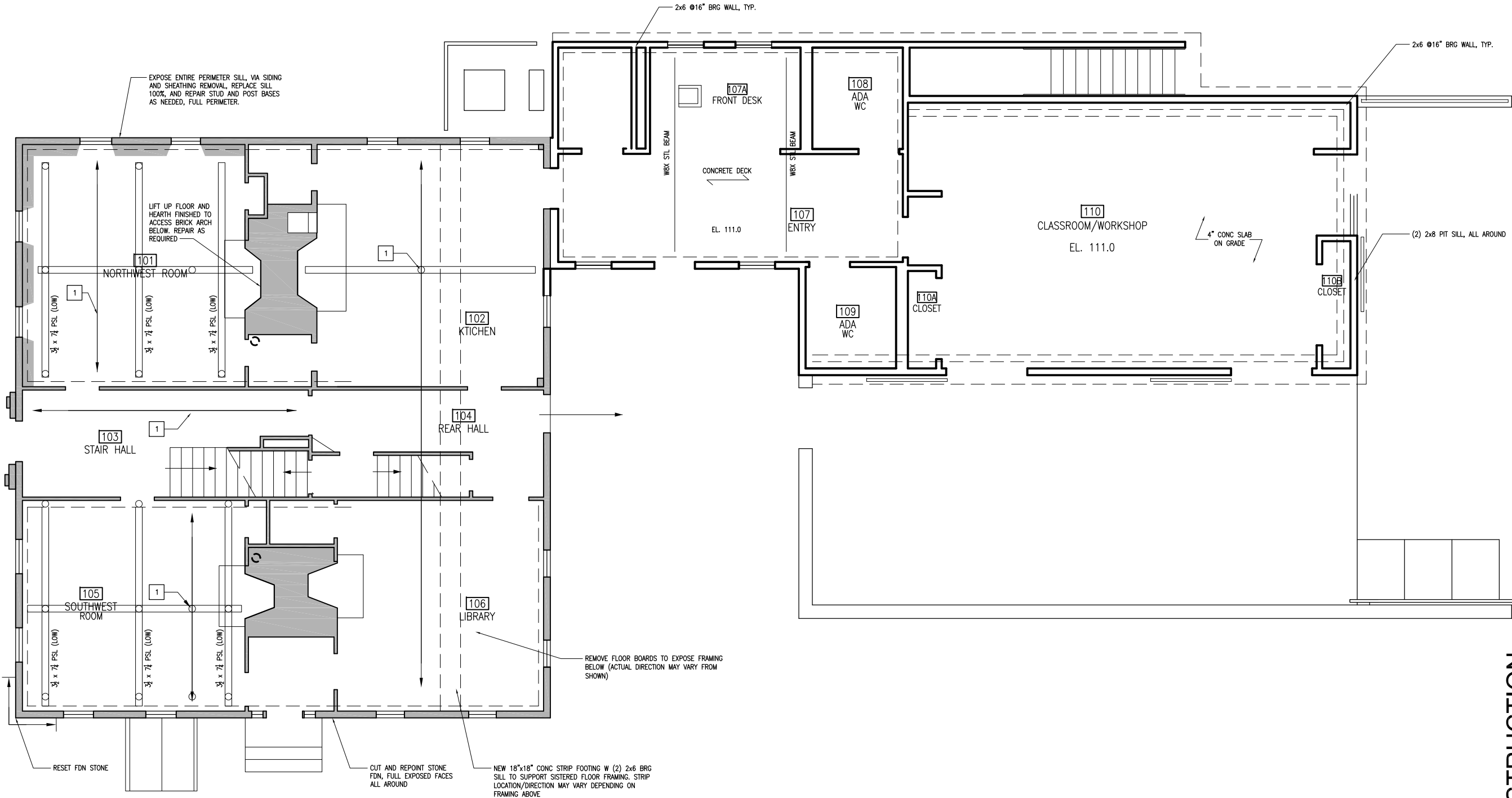
Scale: 1/8" = 1'-0"

Drawing Title:

FIRST FLOOR
PLAN

Pricing Set

S1.01



1 FIRST FLOOR PLAN
1/8" = 1'-0"

Drawing file: F:\ABA\Projects\Durant_Kenrick_House\Autocad\1_Curran\Polisnera\DK-S1.01.dwg Plot Date: Oct 29, 2010 - 5:34pm

DURANT KENRICK
HOMESTEAD

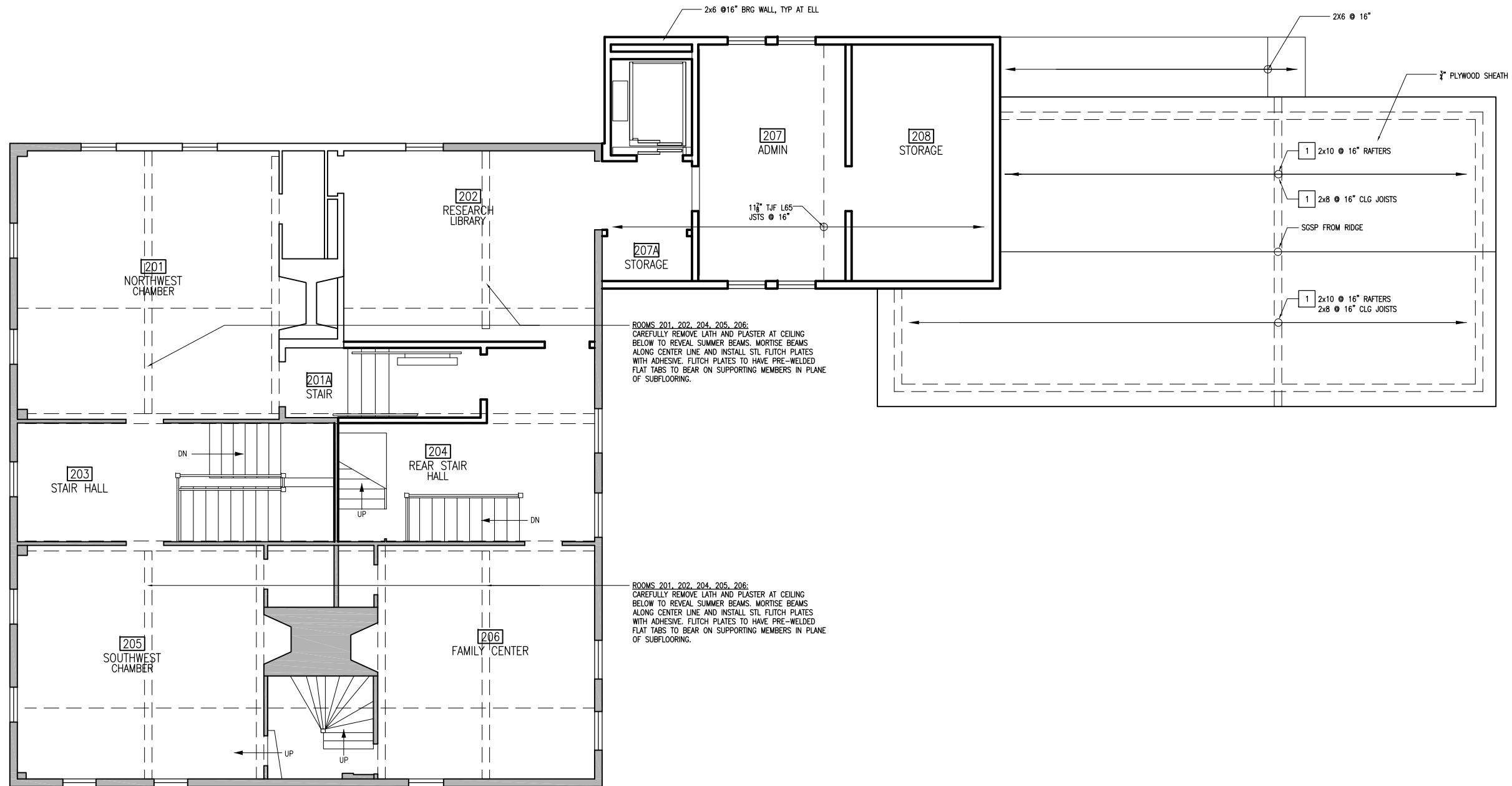
NEWTON,
MASSACHUSETTS

KEY PLAN

LEGEND

KEYED NOTES

- 1 MAY ALTERNATIVELY USE PREFABRICATED WOOD ROOF TRUSSES @ 24"



1 SECOND FLOOR PLAN
1/8" = 1'-0"

NOT FOR CONSTRUCTION

AnnBeha Architects
33 Kingston Street Boston, MA 02111
617.338.3000 617.482.9097

Job Number: 01005.01

Project: DURANT KENRICK HOMESTEAD

Drawn By: Checked By: SA

Date: 08/07/10

Scale: 1/8" = 1'-0"

Drawing Title:
SECOND FLOOR
PLAN

Pricing Set

S1.02



NOT FOR CONSTRUCTION

AnnBeha Architects
33 Kingston Street Boston, MA 02111
617.338.3000 617.482.9097

Job Number: 01005.01

Project: DURANT KENRICK HOMESTEAD

Drawn By: Checked By: SA

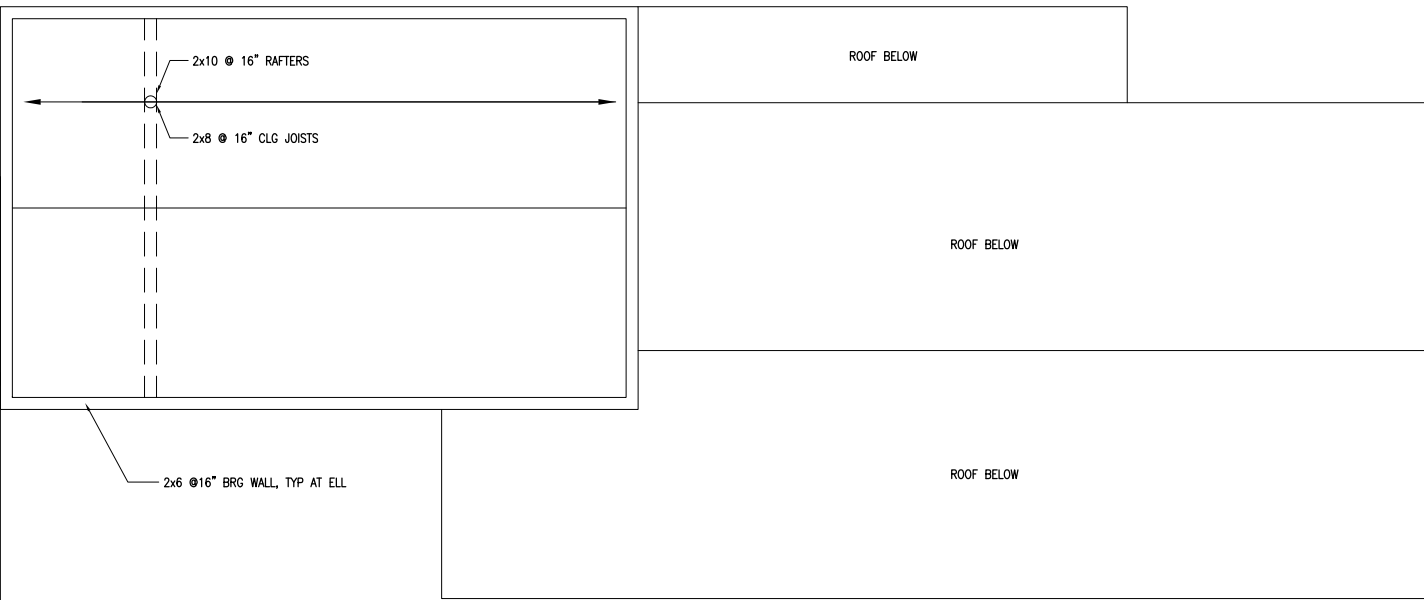
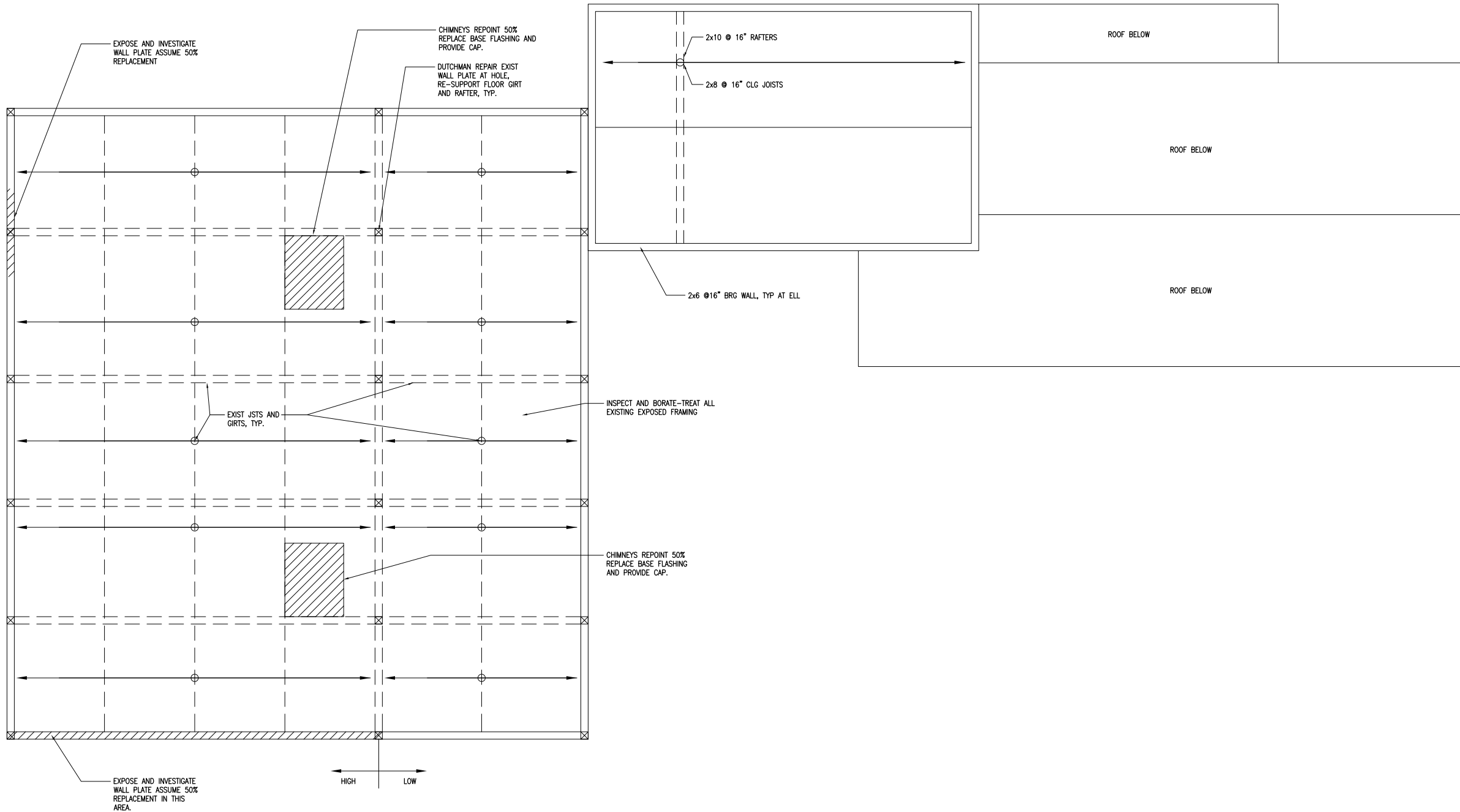
Date: 11/1/10

Scale: 1/8" = 1'-0"

Drawing Title:
ATTIC FLOOR LEVEL
PLAN

Pricing Set

S1.03



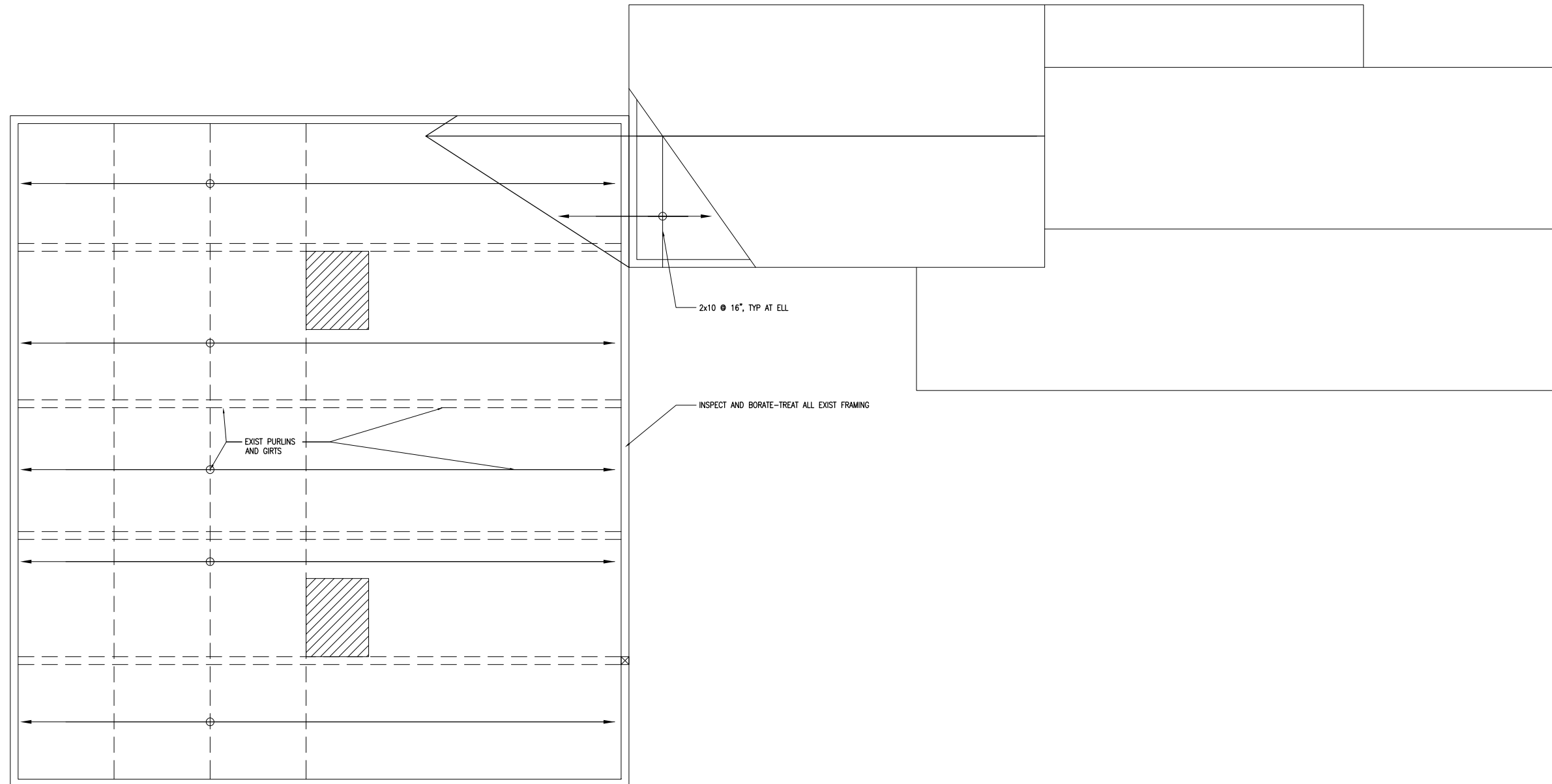
1 ATTIC FLOOR LEVEL PLAN
1/8" = 1'-0"

DURANT KENRICK
HOMESTEAD

NEWTON,
MASSACHUSETTS

KEY PLAN

LEGEND



1 ROOF FRAMING PLAN
1/8" = 1'-0"

NOT FOR CONSTRUCTION

AnnBeha Architects
33 Kingston Street Boston, MA 02111
617.338.3000 617.482.9097

Job Number: 01005.01

Project: DURANT KENRICK HOMESTEAD

Drawn By: Checked By: SA

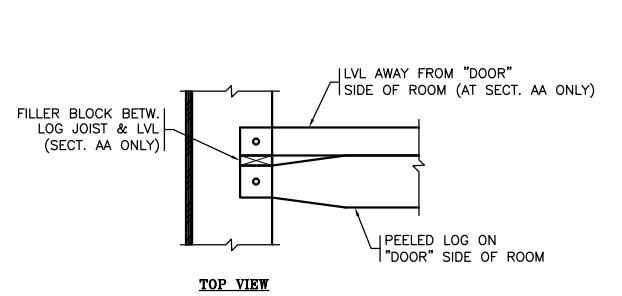
Date: 11/1/10

Scale:

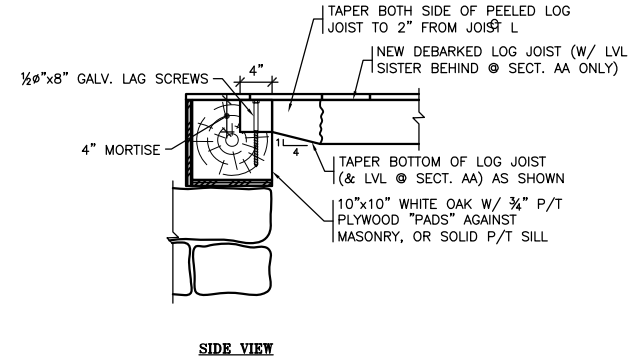
Drawing Title:
ROOF FRAMING
PLAN

Pricing Set

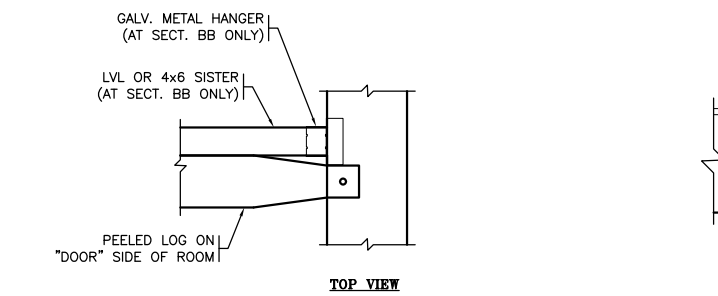
S1.04



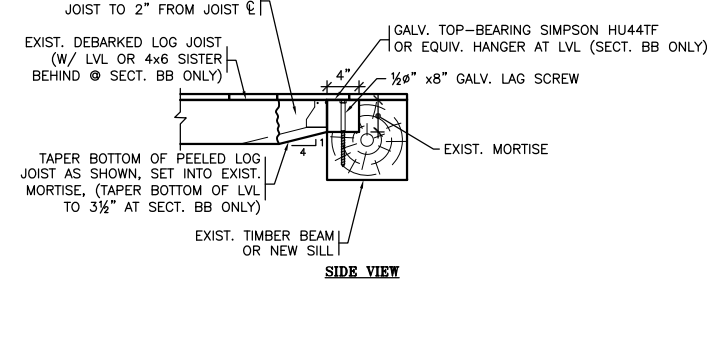
10 JOIST SISTER DETAIL
1/2" = 1'-0"



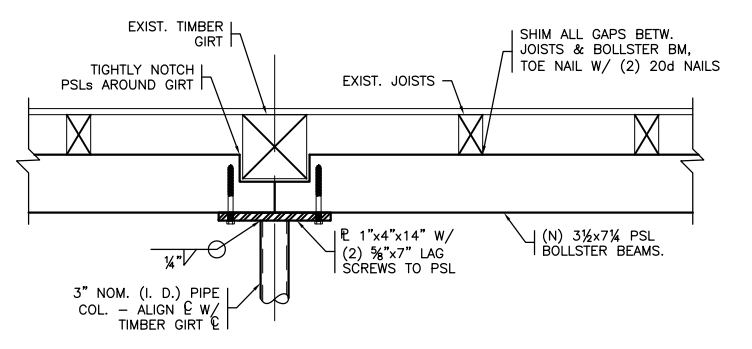
10 JOIST SISTER DETAIL
1/2" = 1'-0"



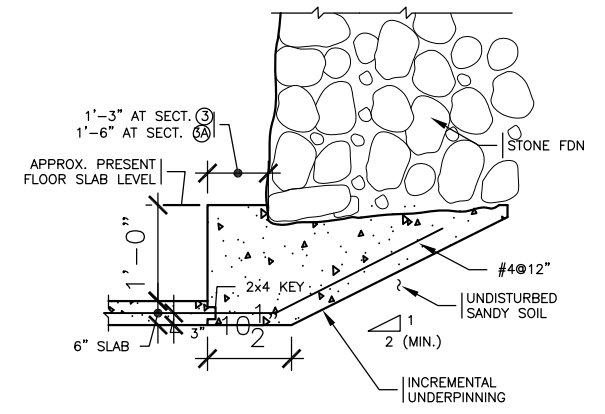
9 JOIST SISTER DETAIL
1/2" = 1'-0"



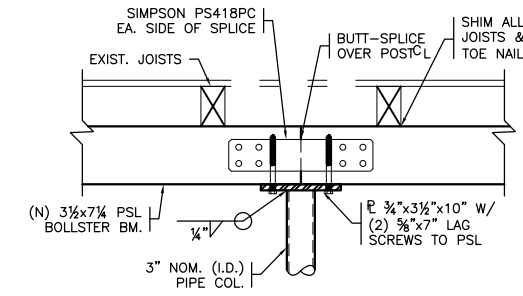
9 JOIST SISTER DETAIL
1/2" = 1'-0"



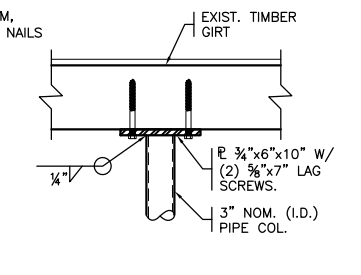
8 BOLLSTER BEAM DETAIL
1/2" = 1'-0"



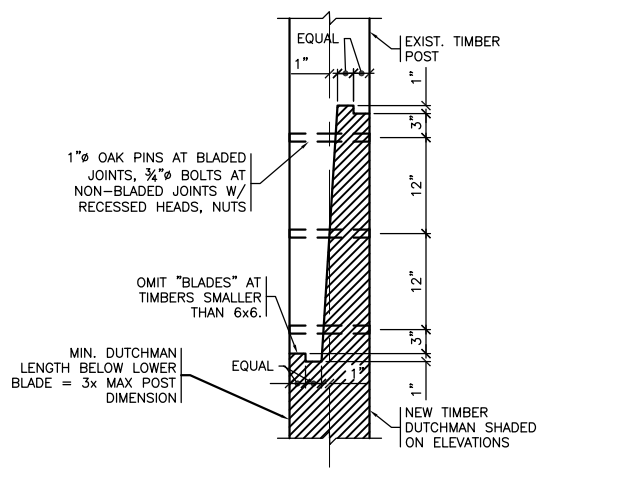
7 UNDERPINNING DETAIL
1/2" = 1'-0"



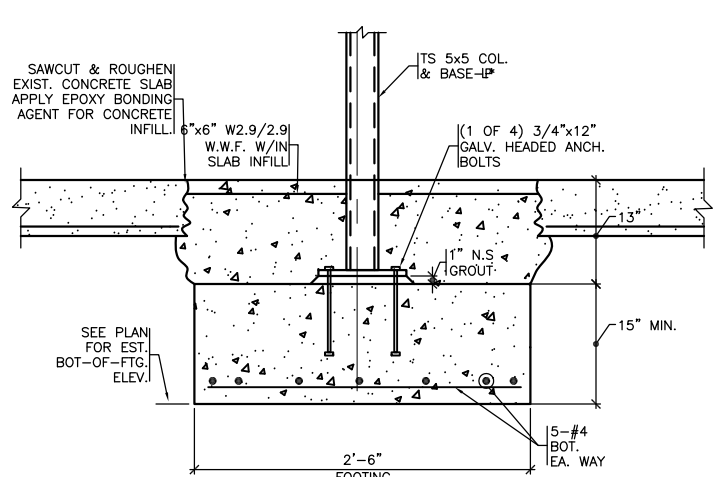
6 BOLLSTER BEAM DETAIL
1/2" = 1'-0"



5 BOLLSTER BEAM DETAIL
1/2" = 1'-0"

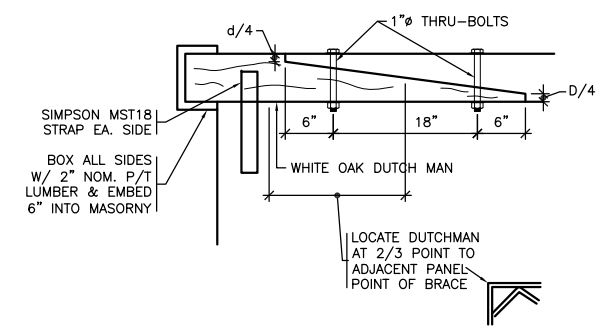


4 POST BASE DUTCHMAN DETAIL
1/2" = 1'-0"

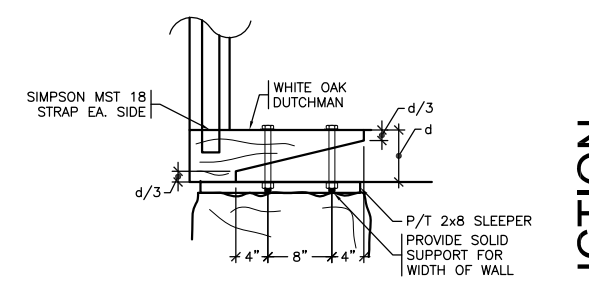


3 BOLLSTER POST/FOOTING DETAIL
1/2" = 1'-0"

* SEE "COL. BASE R. DETAIL" / DWG S-5



2 UPPER TIMBER REPAIR
1/2" = 1'-0"±



1 LOWER GIRT REPAIR
1/2" = 1'-0"±

NOT FOR CONSTRUCTION



AnnBeha Architects
33 Kingston Street Boston, MA 02111
617.338.3000 617.482.9097

Job Number: 01005.01
Project: DURANT KENRICK HOMESTEAD
Drawn By: Checked By: SA
Date: 11/1/10
Scale:
Drawing Title:
STRUCTURAL
DETAILS
Pricing Set

\$2.00



NOT FOR CONSTRUCTION

AnnBeha Architects
33 Kingston Street Boston, MA 02111
617.338.3000 617.482.9097

Job Number: 01005.01

Project: DURANT KENRICK HOMESTEAD

Drawn By: Checked By: SA

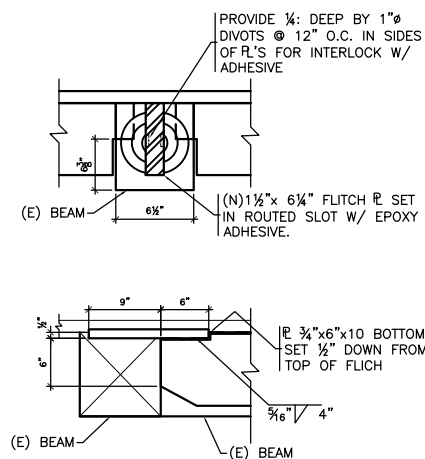
Date: 11/1/10

Scale:

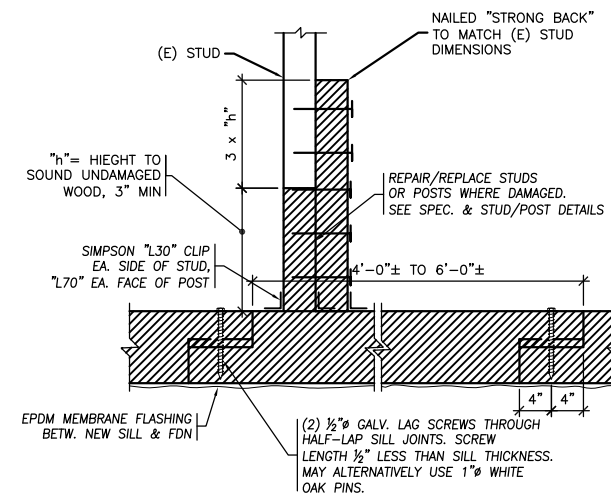
Drawing Title:
STRUCTURAL
DETAILS

Pricing Set

S2.01



2 LET-IN FLITCH PLATE DETAIL
1/2" = 1'-0"



1 TYP SILL REPLACEMENT DETAIL
N.T.S. (AS NEEDED)

NOTES: - SILL MATERIAL TO BE WHITE OAK #2
- CUT JOIST POCKETS OR TRIM AND HANGER-SUPPORT JOISTS ON FAR SIDE
- BORIC ACID-TREAT ALL WOOD