

Health Advisory Council Minutes

July 7, 2020 agenda

- 1) Situational Summary (see attached)
 - a. data review (see attached)
- 2) Discussion of Pandemic Response
 - a. Contact Tracing – completed fully in house for first two months of pandemic, then began partnering with State run Contact Tracing Collaborative. Have had excellent response rate.
 - b. Support of Schools, City departments and community partners – worked with each to provide guidance on public health safety policies and protocols.
 - c. Response to Residents – high rates of residents reaching out with questions and concerns. Established a phone log system with multiple staff members set up to track and answer all calls and emails in a timely fashion.
 - d. Working with Executive office on regular communications – used Mayor’s newsletter to establish a frequent and substantive communication strategy to keep the public informed.
 - e. Working with Federal and State partners – engaged in multiple times per week phone calls with CDC and DPH for staying up to date on information and aligned with broader strategy.
 - f. Partnership with Newton Wellesley Hospital – set up frequent calls with NWH leadership to track capacity and ensure that our emergency management strategies were aligned with theirs should there need to be an expansion of services beyond their traditional campus.
- 3) What’s ahead
 - a. Schools reopening plans – HHS is working closely with school department leadership to establish several different reopening plans based on a variety of possible scenarios.
 - b. Expanded Flu clinics – developing plans for different school based clinics based on COVID related protocols and expanding community based clinic options to respond to likely increased interest in flu vaccinations this year.
 - c. Strong attention to social service needs
 - i. Website updates – developed a more robust set of resource referrals available online for a wide array of social service needs
 - ii. Grab and Go meal program – developed a 5 day per week program for all ages, providing free, easy access meals at multiple locations throughout the city. Thousands of meals per week have been provided.
 - iii. Newton Helps – developing a new outreach campaign to let the public know we are here to provide support and direct towards needed services.

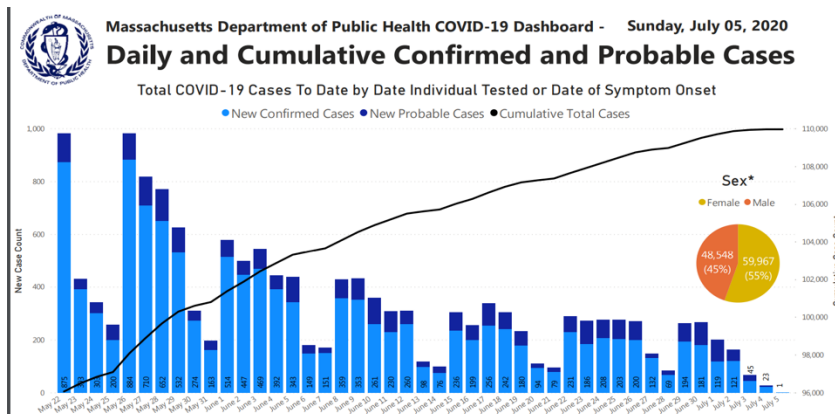
Situational Update 7.7.20

Cases as of 7.6.20

Newton: 770 Cases

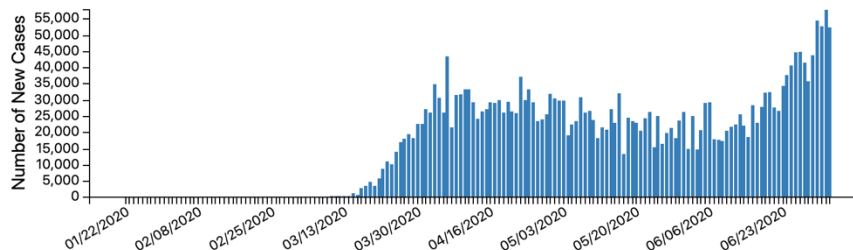
- 118 deaths, most of whom have pre-existing conditions.
- In the month of June there were only 13 new cases within Newton.

Massachusetts: 109,143 Cases



- Total deaths; 8,081, most of whom have pre-existing conditions, and 5,127 were residents in LTC facilities
- 1,079,648 people have received molecular tests, so about 10% of total tests are positive.
- 72,752 people have received antibody tests
- Positive tests have been around 2% for the past week (down 94% from a month ago).
- The number of hospitalized cases is also continuing to trend downward, down 79% from a month ago.
- Massachusetts has had 1,768 new cases in the past 7 days, ranking 34th among all states in this metric.

Nationwide: 2,841,906 Cases (+48,477 last week)



- New daily cases are rising in 42 states, and recorded cases are up 84% compared to two weeks ago.
- While new cases are at an all-time peak nationwide, deaths remain moderately (22%) lower than two weeks ago.
- Total deaths nationwide 129,576 (+252 on July 5th).
- The U.S. has 867 cases per 100,000 people.
- 36,255,888 total tests have been reported to the CDC with a 9% positivity rate.

Context

- In April, Massachusetts ranked third among states with the most cumulative cases of COVID-19 behind only New York, and New Jersey.
- As of July 6, Massachusetts ranks seventh, behind New York, California, Texas, Florida, New Jersey and Illinois.

Other Significant News

Guidance Change on 2-Week Quarantine for Visitors

- Effective July 1, all travelers arriving to Massachusetts, including residents returning home, are instructed to self-quarantine for 14-days.
- This guidance **does not** apply to travelers from Rhode Island, Connecticut, Vermont, New Hampshire, Maine, New York or New Jersey. Additionally, workers designated by the federal government as essential critical infrastructure workers are also exempt from this directive.

Reopening Phase III

- On Monday July 6th, Massachusetts began Phase III of reopening, and new updates on gatherings took effect.
- Under Phase III the following businesses are eligible to reopen...
 - Movie theaters and outdoor performance venues
 - Museums, cultural and historical sites
 - Fitness centers and health clubs
 - Certain indoor recreational activities with low potential for contact
 - Professional sports teams, under the authority of league-wide rules, may hold games without spectators
- Under updated gathering orders, indoor gatherings are now limited to or 8 people per 1,000 square feet with a maximum of 25 people.
- Outdoor gatherings in enclosed spaces is limited to 25% occupancy with a maximum of 100 people.
- Phase 4, including the opening of bars, nightclubs, amusement parks and other large capacity venues, will not begin until a COVID-19 therapy or vaccine is developed.

COVID-19 Health Equity

- In Massachusetts, black non-Hispanics and Hispanics have a 3x higher positive COVID-19 case rate than White non-Hispanics. Black non-Hispanics and Hispanics also have higher rates of hospitalizations and death compared to White or Asian populations.
- Nine of the ten cities and towns with the highest rates of COVID infection are also communities where more than half the residents identify as people of color.

The Department of Public Health's COVID-19 Health Equity Advisory Group recommends...

- Increasing equitable distribution of personal protective equipment (PPE) for essential workers and Commonwealth residents in professions most at risk.
- Implement policies that increase housing stability for populations disproportionately impacted by COVID-19.
- Prioritizing investment in multilingual outreach to communities to increase access to testing, home and workplace protections, and access to state assistance programs.
- Planning and implementing a strategy for the active engagement and representation of existing community based organizations in the most-impacted communities as part of decision-making processes related to COVID-19 response and recovery.

MassSupport Crisis Counseling Assistance Program

- Governor Baker has announced the creation of the new MassSupport program, a new crisis counseling assistance program. MassSupport will both support the Mass 2-1-1 call center and will deploy outreach counselors and clinicians to provide Psychological First Aid in the form of basic education and counseling around issues related to the pandemic and assess high-risk individuals for mental health referrals.
- Riverside Trauma Center will deploy its trauma response and crisis intervention expertise in a statewide initiative to bring behavioral health resources, information, and referrals directly to individuals and communities.
- To reach MassSupport, anyone in the state can call 888-215-4920 to be connected with local support.

Preliminary COVID-19 Data

City of Newton, MA



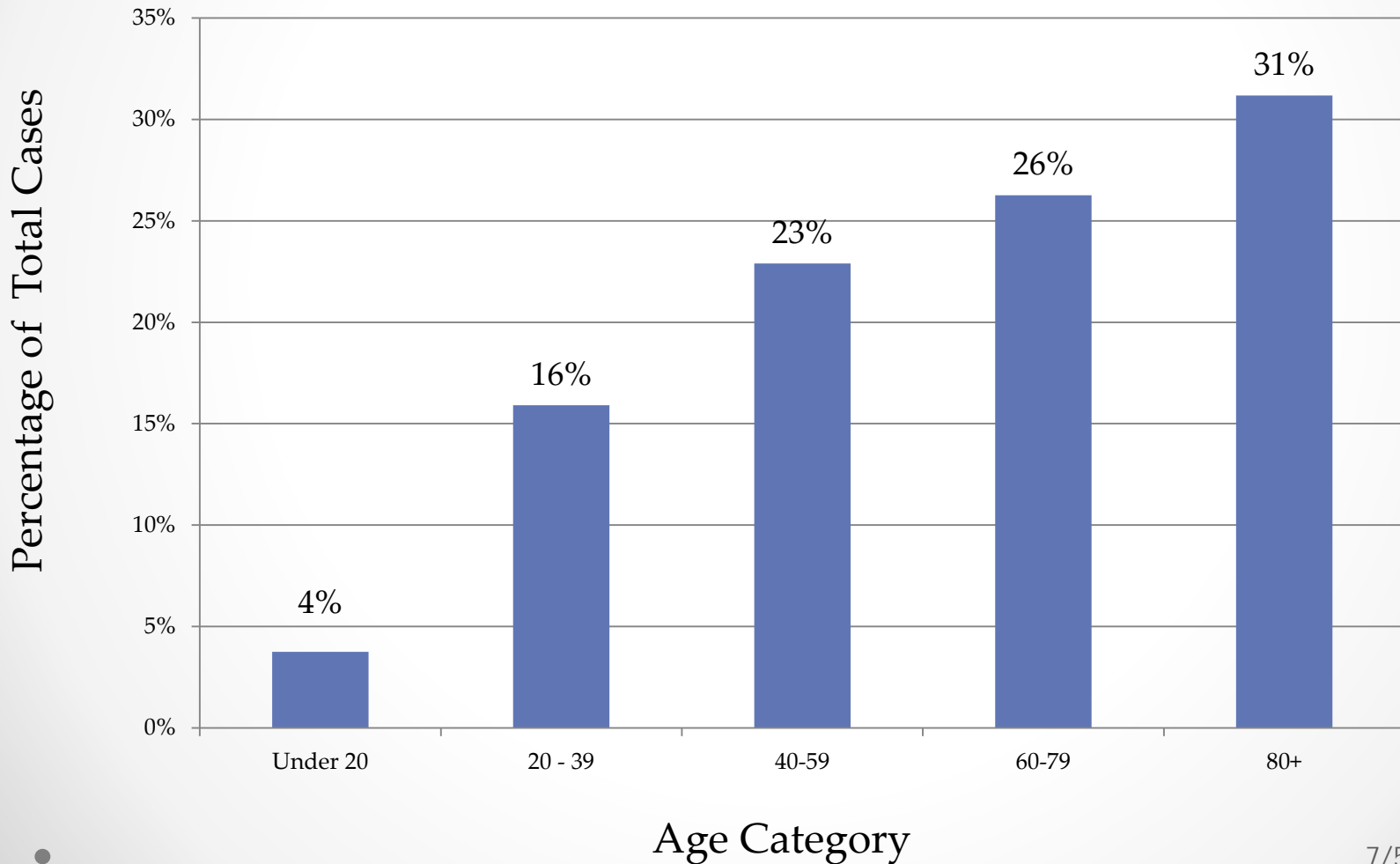
Public Health
Prevent. Promote. Protect.

City of Newton
Health and Human Services Department

Data Notes

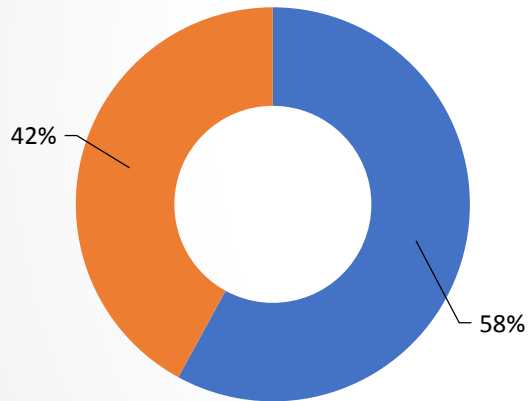
- All data is current through the date indicated at the bottom of each slide.
- Data is preliminary and is updated as additional information about cases is acquired.
- Massachusetts data is sourced from the COVID-19 Data Dashboard posted by the Massachusetts Department of Public Health [here](#).
- These reports are provided periodically and include information not already reported on the city's COVID-19 data [website](#).

Newton Cases by Age Category

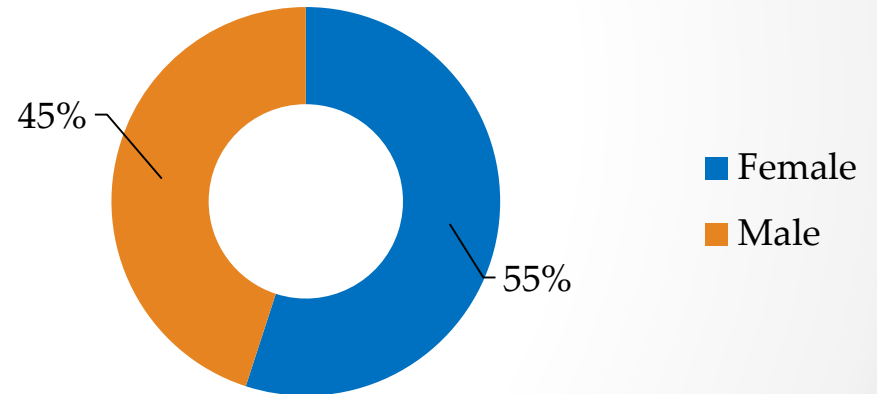


Cases by Sex*

Newton Confirmed Cases by Sex



Massachusetts Confirmed Cases



*When sex is unknown, it is omitted in both Newton and Massachusetts reporting.

Cases in LTC/AL* facilities

Percentage through 7/5

Percentage through 6/16

42 %

42 %

● *Includes people who have tested positive for COVID-19 and live in Newton long-term care and assisted living facilities. Percentage is of total Newton cases.

Cases Post-Isolation*

- Percentage through 7/5
- Percentage through 6/16

79 %

78 %

● *People who have met the [CDC criteria](#) to discontinue isolation. Percentage of total cases. Excludes cases in long-term care and assisted living facilities.

Cumulative reported* deaths among Newton residents who tested positive for COVID-19

| Week Ending | Number of Deaths |
|----------------|------------------|
| April 1, 2020 | 3 |
| April 8, 2020 | 12 |
| April 15, 2020 | 25 |
| April 22, 2020 | 58 |
| April 29, 2020 | 71 |
| May 6, 2020 | 86 |
| May 13, 2020 | 96 |
| May 20, 2020 | 105 |
| May 27, 2020 | 107 |
| June 3, 2020 | 116 |
| June 10, 2020 | 118 |
| June 17, 2020 | 118 |
| June 24, 2020 | 118 |
| July 1, 2020 | 118 |
| July 5, 2020 | 119 |

*Deaths are listed by week when reported and may have occurred earlier.

Deaths by Age 80+*

- Percentage through 7/5
- Percentage through 6/16

75 %

76 %

Testing Data

Count and Rate (per 100,000) of Confirmed COVID-19 Cases and Persons Tested in MA by City/Town, January 1, 2020 – May 27, 2020 or June 10, 2020 or July 1, 2020

| Source: MDPH* | Newton through 5/27 | Newton through 6/10 | Newton through 7/1 | | MA through 5/27 | MA through 6/10 | MA through 7/1 |
|-------------------------------------|---------------------|---------------------|--------------------|--|-----------------|-----------------|----------------|
| % of Positive Tests | 14 | 12 | 8 | | 17 | 15 | 12 |
| Residents Tested per 100,000 people | 5,767 | 7,253 | 9,576 | | 7,925 | 9,590 | 12,246 |
| Confirmed Cases per 100,000 people | 812 | 836 | 843 | | 1,352 | 1,438 | 1,491 |

*MDPH clarifies in its data set that “these numbers and rates reflect the number of persons tested, not the total tests performed, by city/town. One person may have multiple tests.”

“Data for these tables are based on information available in the DPH surveillance database at a single point in time. Case counts for specific cities and towns change throughout the day as data cleaning occurs (removal of duplicate reports within the system) and new demographic information (assigning cases to their city or town of residents) is obtained.”

- Note: Percentage of Positive Tests is the percent of people who tested positive among those who were tested. The percentage of Newton residents who have had COVID-19 is currently unknown.