CUBE3
architecture | interiors | planning
370 Merrimack St., Suite 337 Lawrence MA 01843
phone: 978.989.9900 www.cube3.com

project information:

NORTHLAND NEWTON DEVELOPMENT

BUILDING 5

NEEDHAM ST. / OAK ST.

client information:

NORTHLAND INVESTMENT CORPORATION

2150 WASHINGTON ST NEWTON, MA 02462

consultant information:

issuance:

Building 5 - Progress Print

NOT FOR CONSTRUCTION

key plan:

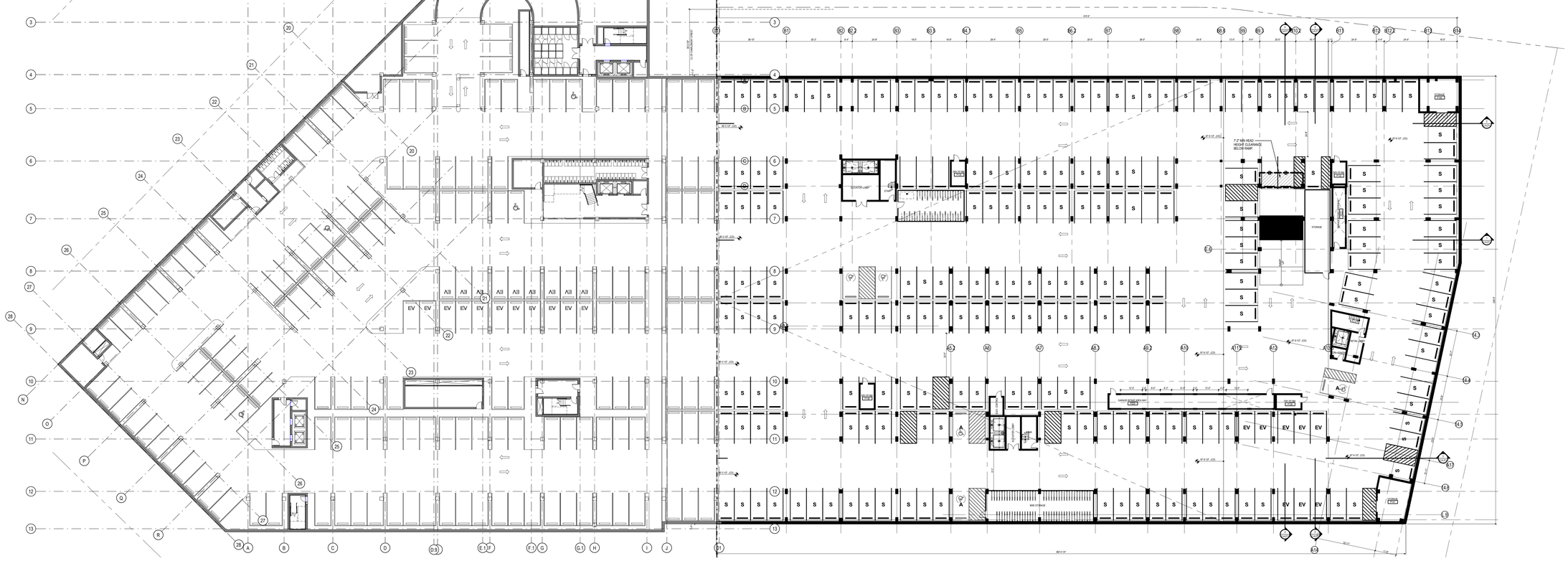

B5 - Parking Level 2 (Lower) - COORDINATION
3/64" = 1'-0"
1
G-100a

drawing information:

drawing by:	Author
drawing checked by:	MQ/AB
drawing scale:	3/64" = 1'-0"
drawing date:	September 30, 2020
project number:	19185.00

drawing revisions:

No.	Description	Date

registration:

DRAFT

drawing name:

B5 & B6 Combined Parking Level 2

drawing number:

G-100a

COPYRIGHT (C) 2020 CUBE 3 STUDIO LLC, ALL RIGHTS RESERVED

CUBE3
architecture | interiors | planning
370 Merrimack St., Suite 337 Lawrence MA 01843
phone: 978.989.9900 www.cube3.com

project information:

NORTHLAND NEWTON DEVELOPMENT

BUILDING 5

NEEDHAM ST. / OAK ST.

client information:

NORTHLAND INVESTMENT CORPORATION

2150 WASHINGTON ST NEWTON, MA 02462

consultant information:

issuance:

Building 5 - Progress Print

NOT FOR CONSTRUCTION

key plan:

drawing information:

drawing by:	Author
drawing checked by:	MQ/AB
drawing scale:	3/64" = 1'-0"
drawing date:	September 30, 2020
project number:	19185.00

drawing revisions:

No.	Description	Date

registration:

DRAFT

drawing name:

B5 & B6 Combined Parking Level 1

drawing number:

G-100b

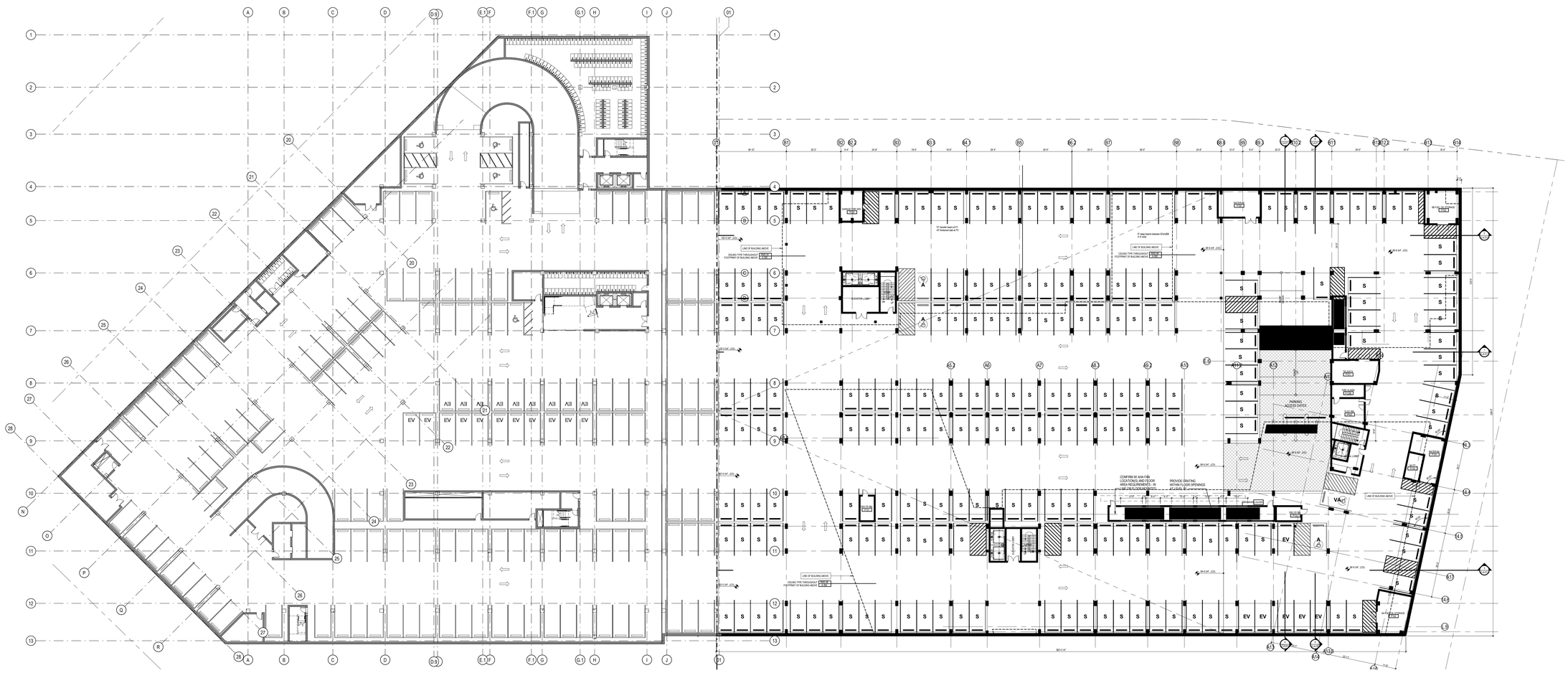

B5 - Parking Level 1 (Upper) - COORDINATION

3/64" = 1'-0"

1

G-100b

COPYRIGHT (C) 2020 CUBE 3 STUDIO LLC, ALL RIGHTS RESERVED

CUBE3
architecture | interiors | planning
370 Merrimack St., Suite 337 Lawrence MA 01843
phone: 978.989.9900 www.cube3.com

project information:

NORTHLAND NEWTON DEVELOPMENT

BUILDING 5

NEEDHAM ST. / OAK ST.

client information:

NORTHLAND INVESTMENT CORPORATION

2150 WASHINGTON ST NEWTON, MA 02462

consultant information:

issuance:

Building 5 - Progress Print

NOT FOR CONSTRUCTION

key plan:

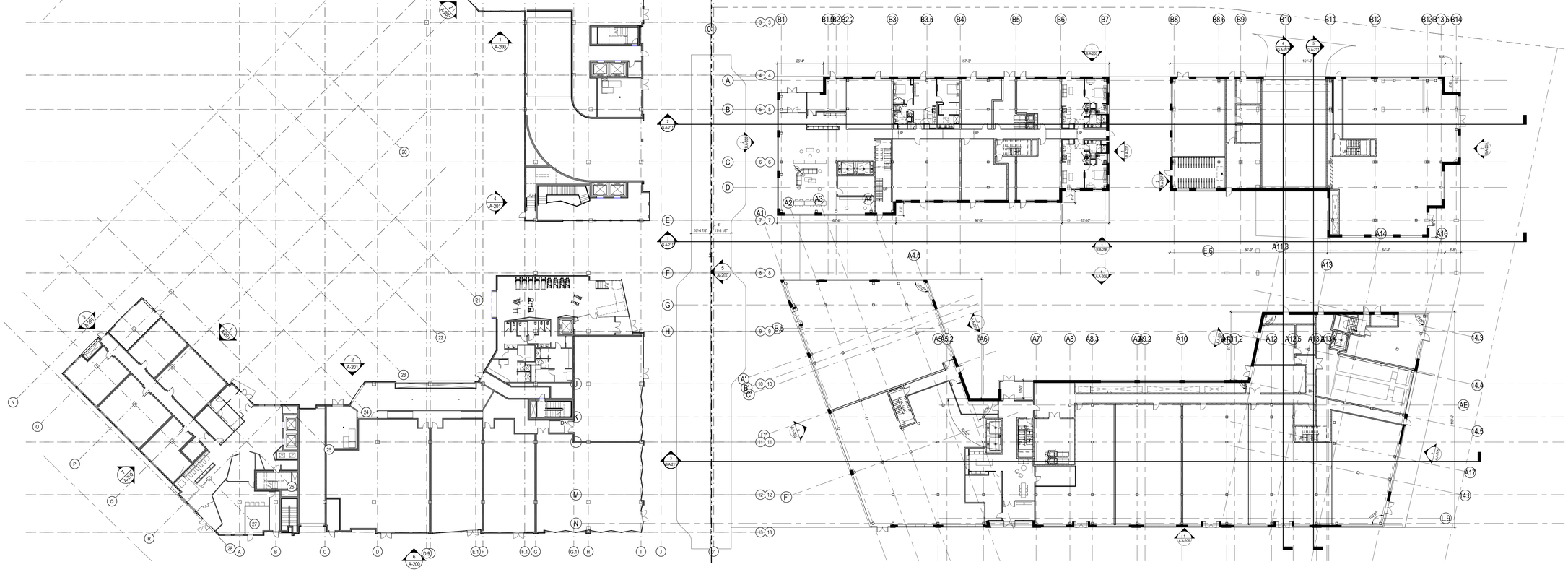

drawing information:

drawing by:	Author
drawing checked by:	MQ/AB
drawing scale:	3/64" = 1'-0"
drawing date:	September 30, 2020
project number:	19185.00

drawing revisions:

No.	Description	Date

registration:

DRAFT

drawing name:

Unnamed

B5 - First Floor - COORDINATION 1 G-101

3/64" = 1'-0"

drawing number:

G-101

COPYRIGHT (C) 2020 CUBE 3 STUDIO LLC, ALL RIGHTS RESERVED

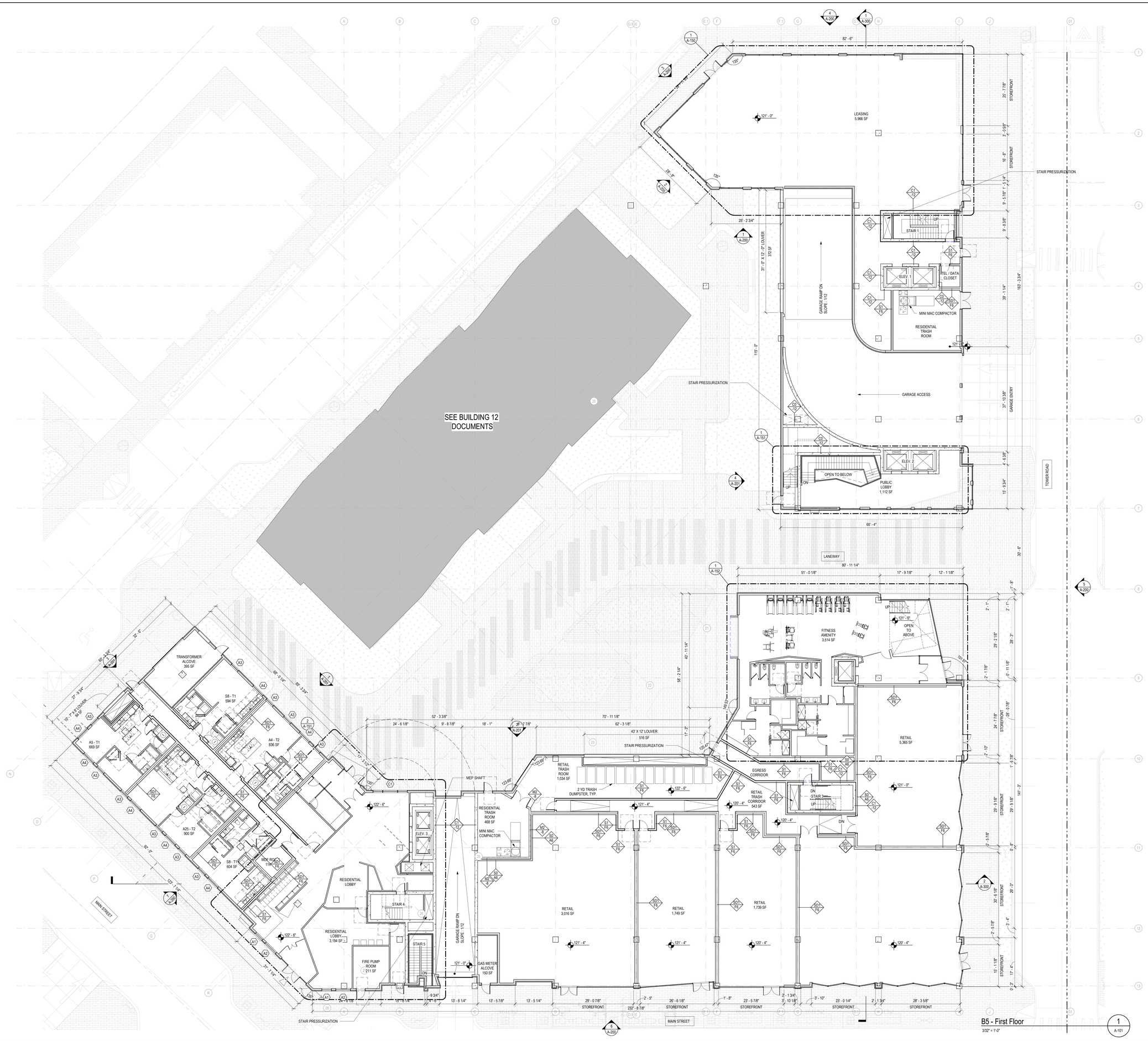

B5 - First Floor
3/32" = 1'-0"

1
A-101

CUBE3
architecture | interiors | planning
370 Merrimack St., Suite 337 Lawrence MA 01843
phone: 978.989.9900 www.cube3.com

project information:

NORTHLAND NEWTON DEVELOPMENT
BUILDING 5
NEEDHAM ST. / OAK ST.

client information:

NORTHLAND INVESTMENT CORPORATION
2150 WASHINGTON ST NEWTON, MA 02462

consultant information:

issuance:

Building 5 - 100% SD
NOT FOR CONSTRUCTION

key plan:

drawing information:

drawing by:	DP, KW
drawing checked by:	MQ/AB
drawing scale:	3/32" = 1'-0"
drawing date:	September 25, 2020
project number:	19185.00

drawing revisions:

No.	Description	Date

registration:

drawing name:

First Floor Plan

drawing number:

A-101

COPYRIGHT (C) 2020 CUBE 3 STUDIO LLC. ALL RIGHTS RESERVED

GENERAL PARTITION PLAN NOTES

1. TYPICAL PARTITION TYPES

- PARTITION TYPE 4A: TYPICAL CORRIDOR PARTITIONS
- PARTITION TYPE 45A: TYPICAL DEMISING PARTITIONS
- PARTITION TYPE 70: TYPICAL STAIR PARTITIONS & ELEVATOR PARTITIONS
- PARTITION TYPE 62A: TYPICAL SHAFT PARTITIONS
- PARTITION TYPE 72: TYPCIAL NON-RATED GARAGE PARTITIONS
- PARTITION TYPE 70: TYPICAL GARGAGE SHAFTS/ STAIRS/ MAIN ELEC ROOMS
- PARTITION TYPE 72A: TRANSFORMER VAULT & FUEL OIL STORAGE

2. REFER TO BUILDING SECTIONS FOR TYPICAL FLOOR CEILING ASSEMBLIES
3. REFER TO PROJECT MANUAL FOR AMENITY SPACE NARRATIVE

RESIDENTIAL UNIT PARITION PLAN NOTES

1. TYPICAL UNIT PARTION TYPES

- PARTITION TYPE 1: TYPICAL UNIT PARTITIONS U.O.N
- PARTITION TYPE 1B: UNIT PARTITIONS AT LOAD CENTERS, DATA PANELS AND POCKET DOORS
- PARTITION TYPE 1C: TYPICAL PLUMBING STACK PARTITIONS
- PARTITION TYPE 21: TYPICAL FURRING PARTITIONS
- PARTITION TYPE 21A: UNIT PLUMBING CHASE PARTITIONS

2. REFER TO PROJECT MANUAL FOR TYPICAL UNIT SCHEDULES
3. TYPICAL UNIT DOOR TYPES: SINGLE PANEL, POCKET & BARN DOOR SEE PLANS
4. ALL UNIT DOORS - 8'-0"
5. ELECTRIC FIREPLACES, WET BARS, AND BUILT-INS AT TIER III UNITS, SEE PLANS

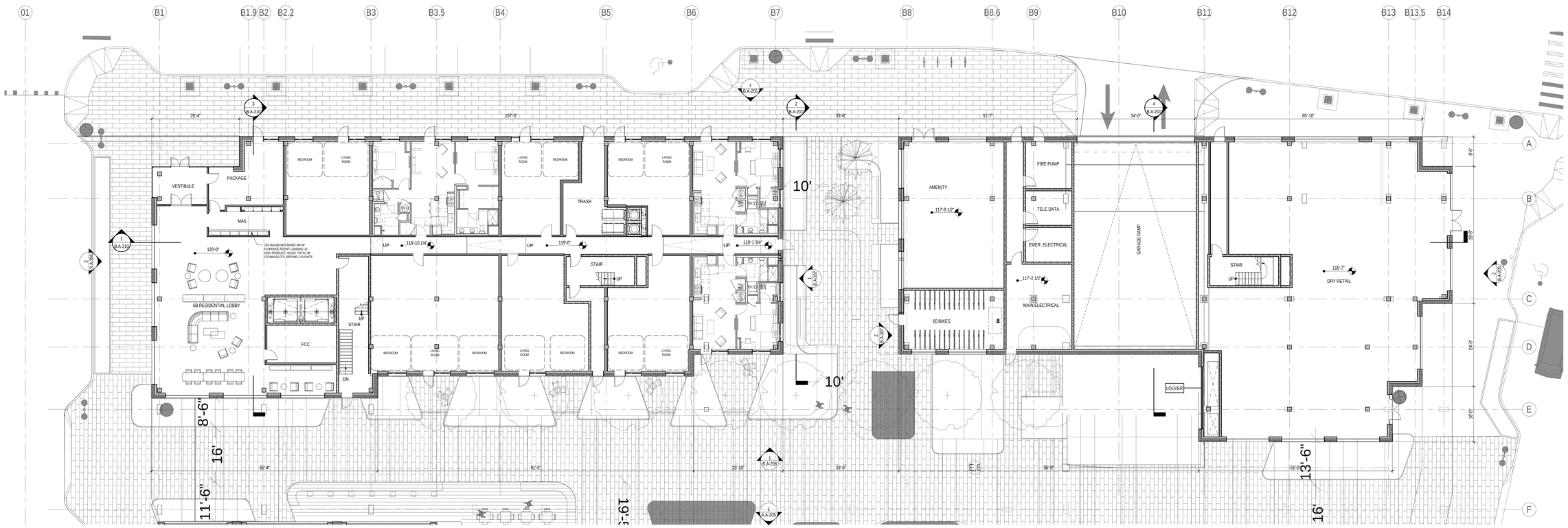

1 B.A-101 6B Level 1
3/32" = 1'-0"

Stantec
Stantec Architecture Inc.
811 Summer Street
Boston MA 02210
Tel: (617) 234-3100 • www.stantec.com

The Contractor shall verify and be responsible for all dimensions. DO NOT scale the drawing - only those dimensions indicated are accurate to scale. Shop drawings must be stamped by a professional engineer when deemed necessary by the Architect or as required by the governing authorities. Drawings not to be used for construction purposes unless signed and sealed for issue for construction.

Consultant

Issued/Revision	By	Appd	YYYY.MM.DD
1 SCHEMATIC DESIGN			2020.03.18

Permit/Seal

PRELIMINARY
NOT FOR
CONSTRUCTION
Not for permits, pricing or other official purposes. This document has not been completed or checked and is for general information or comment only.

Client/Project
NORTHLAND
The Northland Newton Development:
Building 6A, 6B & 6G
Needham Street & Oak Street
Newton MA 02464

Project No.:218421086
File Name: N/A
Scale: As indicated

Author	Designer	Checker	06/24/20
Dwn.	Dsgn.	Chkd.	YYYY.MM.DD

Title
6B LEVEL 1

Revision: 1
Drawing No.
B.A-101

ORIGINAL SHEET - ARCH E