



City of Newton, Massachusetts
Department of Planning and Development
 1000 Commonwealth Avenue Newton, Massachusetts 02459

Telephone
 (617) 796-1120
 Telefax
 (617) 796-1086
 www.newtonma.gov

Ruthanne Fuller
 Mayor

Barney Heath
 Director

REQUEST FOR DEMOLITION REVIEW

DATE RECEIVED: 11-23-2020 PROJECT #: 20110048
 PROJECT ADDRESS: 248 Grove St Auburndale, MA 02468

PROJECT INFORMATION

TYPE OF DEMOLITION: PARTIAL ** TOTAL

(** "Partial" demolition of a structure is the alteration or removal of over 50% of any single exterior wall surface or roof structure. Each is calculated by square footage.)

STRUCTURE TO BE DEMOLISHED (Check all that apply):

HOUSE GARAGE SHED NON-RESIDENTIAL BUILDING OTHER

IF OTHER, PLEASE DESCRIBE: _____

WHAT YEAR WAS THE STRUCTURE BUILT: 1955

IS THE STRUCTURE LISTED ON THE NATIONAL REGISTER OF HISTORIC PLACES? YES NO

DESCRIPTION OF THE DEMOLITION REQUEST BELOW (Briefly describe the project):

replacement of 14 windows- no structural work

Existing windows are wooden double hung's, and we are matching grid patterns as existing

IF KNOWN, BRIEFLY DESCRIBE THE KNOWN HISTORY OF THE PROPERTY:

THE REVIEW APPLICATION SHOULD INCLUDE THE FOLLOWING INFORMATION

REQUIRED DOCUMENTATION:

- PROOF OF OWNERSHIP OF RECORD
- PHOTOGRAPHS OF THE AFFECTED STRUCTURE FROM THE FRONT, REAR, AND SIDES AND STREET
- ASSESSOR'S MAP SHOWING PROPERTY LOCATION
- BUILDING ELEVATION PLANS 11" X 17" OR SMALLER (FOR PARTIAL DEMOLITIONS ONLY).

SUGGESTED DOCUMENTS:

- BUILDING ELEVATION PLANS OR SKETCHES 11" X 17" OR SMALLER
- SITE PLAN
- BUILDING PRODUCT/MATERIAL INFORMATION
- PHOTOS OF NEIGHBORHOOD

APPLICATION AUTHORIZATION

PROPERTY OWNER: Ewen Cameron [Signature] 11/6/2020
 (Print name) (Signature name) (Date)

(All plans **MUST** be dated, drawn to scale, and clearly labeled. An inaccurate or incomplete application will **NOT** be accepted. Please review the reverse of this form for additional information.)



City of Newton, Massachusetts
 Department of Planning and Development
 1000 Commonwealth Avenue Newton, Massachusetts 02459

Telephone
 (617) 796-1120
 Telefax
 (617) 796-1086
 www.newtonma.gov

Ruthanne Fuller
 Mayor

Barney Heath
 Director

GENERAL PERMIT APPLICATION

PROJECT #: 20110048 ZONING DISTRICT: _____ DATE RECEIVED: 11-23-2020

PROJECT DESCRIPTION:

replacement of 14 windows- no structural work

Existing windows are wooden double hung's, and we are matching grid patterns as existing

PROPERTY LOCATION INFORMATION

STREET ADDRESS: 248 Grove St CITY/ZIP: Auburndale, MA 02466

LEGAL DESCRIPTION (SECTION, BLOCK, LOT): 43-030-0001

PROPERTY OWNER INFORMATION

NAME: Ewen and Carrie Cameron PHONE: 617-877-0821 ALT. PHONE: _____

MAILING ADDRESS: 248 Grove st Auburndale, MA 02466 E-MAIL ADDRESS: ewen.cameron@gmail.com

PROPERTY OWNER CONSENT

I am (we are) the owner(s) of the property subject to this application and I (we) consent as follows:

1. This application for a land use permit or administrative approval for development on my (our) property is made with my permission.
2. I (we) grant permission for officials and employees of the City of Newton to access my property for the purposes of this application.

X [Signature]
 (Property Owner Signature)

11/6/2020
 (Date)

X [Signature]
 (Property Owner Signature)

11/6/2020
 (Date)

NOTICE: The City of Newton staff may need access to the subject property during regular business hours and will attempt to contact the applicant/agent prior to any visit. Further, members of a regulatory authority of the city may visit the property as well.

APPLICANT / AGENT INFORMATION

NAME: Renewal by Andersen PHONE: 508-351-2277 ALT. PHONE: _____

MAILING ADDRESS: 30 Forbes Rd North Borough MA01532 E-MAIL ADDRESS: rbabostonpermitting@andersencorpcom

X [Signature]
 (Applicant/Agent Signature)

 (Date)

NOTICE: The applicant/agent is the primary contact and may be any individual representing the establishment or property owner. The applicant/agent must also be legally authorized to make decisions on behalf of the Property Owner(s) in regards to the application.

OFFICE USE ONLY BELOW THIS LINE

CHECK APPROPRIATE PERMIT OR REVIEW PROCESS (CHECK ALL BEING SUBMITTED)

| | | |
|-----------------------------------|---|--------------------------------|
| Zoning Review Application | | Comprehensive Permit |
| Administrative Site Plan Review | | Variance Application |
| Sign Permit | X | Historic Preservation Review |
| Special Permit/Site Plan Approval | | Conservation Commission Review |
| Fence Appeal | | Other, describe |

Comments: _____

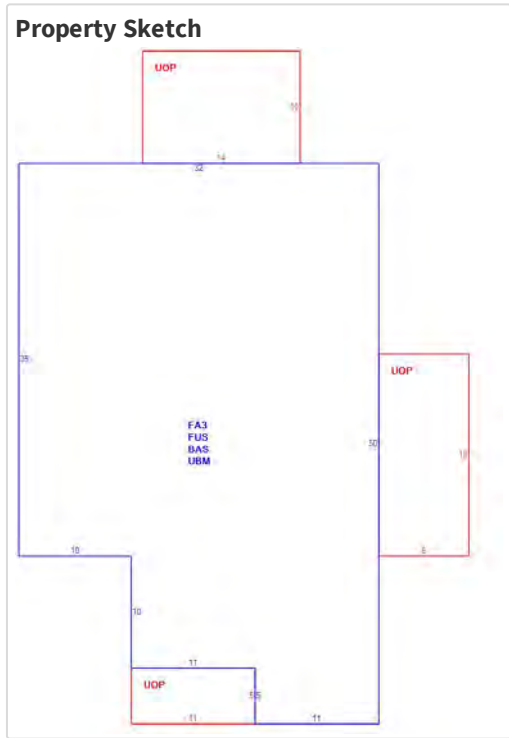
PERMIT INTAKE INITIALS
 AND DATE STAMP

NOTE: This form **MUST** accompany all other Department of Planning and Development applications.

To Be Completed By Applicant

Property Record Card

| Property | |
|----------------------|---------------|
| Property SBL | 43030 0001 |
| Address | 248 GROVE ST |
| Tax Bill Number | 2110885 |
| Land Use | 1010 |
| Land Use Description | SINGLE FAMILY |
| Lot Size | 10,000 sq ft |
| Frontage | 63 ft |
| Zoning | SR1 |
| Map ID | 051SE |
| ID | 43030 0001 |



Current Owner

| | |
|-------------------|---|
| Owner Information | CAMERON CARRIE A CAMERON DOUGLAS E 248 GROVE ST AUBURNDALE, MA 02466 |
|-------------------|---|

Sale History

| | |
|-----------------|-------------------|
| Owner | CAMERON CARRIE A |
| Co Owner | CAMERON DOUGLAS E |
| Sale Date | 2017-06-05 |
| Sale Price | \$1,199,000 |
| Legal Reference | 69388/565 |

Assessment History

| Assessed Value | Fiscal Year |
|----------------|-------------|
| \$1,080,000 | 2021 |
| \$1,080,000 | 2020 |
| \$991,400 | 2019 |
| \$921,600 | 2018 |

Visit History

| Visit Date | Type |
|------------|----------|
| 2019-02-05 | Exterior |
| 2017-09-18 | Exterior |
| 2006-10-10 | Interior |

Building General

| | |
|-------------------|-------|
| Building Style | Tudor |
| Year Built | 1890 |
| Story Height | 2 |
| Neighborhood Code | 5C |

Building Exterior

| | |
|--------------------|----------------|
| Exterior Condition | Average |
| Exterior Walls | Clapboard |
| Masonry/Trim | None |
| Foundation Type | Brick/Fldstone |
| Roof Type | Gable |
| Roof Material | Asphalt Shingl |
| Porch Area | 339 sq ft |

Building Interior

| | |
|------------------------|----------------|
| Rooms | 11 |
| Bedrooms | 4 |
| Baths | 3 |
| Heat Type | Hot Wtr Radiat |
| Fuel Type | Oil |
| Air Conditioning | None |
| Fireplaces | 3 |
| Kitchen Quality | Good |
| Bath Quality | Above Average |
| Interior Condition | Average |
| Building Size | 2,790 sq ft |
| Finished Attic Area | 698 |
| Unfinished Attic Area | sq ft |
| Basement Area | 1,395 |
| Finished Basement Area | sq ft |

Building Area

| | |
|---------------------|-------------|
| Building Type | RESIDENTIAL |
| Gross Building Area | 5,919 sq ft |
| Effective Area | 5,222 sq ft |
| Building Area | 2,790 sq ft |

Condominium

| | |
|--|--|
| | |
|--|--|

Detached Structures

Shed Area 180

Apartments



dba: Renewal by Andersen of Boston
 Legal Name: Renewal by Andersen LLC
HIC #170810
 30 Forbes Road | Northborough, MA 01532
 Phone: 508-351-2200 | Fax: (508) 986-7072 | rbabostonbooking@andersencorp.com

Ewen & Carrie Cameron
 248 Grove St
 Auburndale, MA 02466
 H: (617)877-0821

Thank you for your order

Please find, enclosed for your convenience, the contents of your agreement with Renewal by Andersen LLC d/b/a Renewal by Andersen of Boston

Table of Contents

Agreement Document and Payment Terms 2

Itemized Order Receipt 3

Notice of Cancellation 7

Image 8

Image 9

Image 10

Image 11

Terms and Conditions of Sale 12

Lead-Safe Form 15

If Using a Builder 16

Electronic Consent 17

MA Contractor Arbitration 19

Project Preparation Expectation 20

Warranty 21

MA Addendum 23

RbA Insurance 26

Price Presentation Discounts 27



Agreement Document and Payment Terms

dba: Renewal by Andersen of Boston

Legal Name: Renewal by Andersen LLC

HIC #170810

30 Forbes Road | Northborough, MA 01532

Phone: 508-351-2200 | Fax: (508) 986-7072 | rbabostonbooking@andersencorp.com

Ewen & Carrie Cameron

248 Grove St

Auburndale, MA 02466

H: (617)877-0821

Buyer(s) Name: Ewen & Carrie Cameron

Contract Date: 08/13/20

Buyer(s) Street Address: 248 Grove St, Auburndale, MA 02466

Primary Telephone Number: (617)877-0821

Secondary Telephone Number: _____

Primary Email: ewen.cameron@gmail.com

Secondary Email: _____

Buyer(s) hereby jointly and severally agrees to purchase the products and/or services of Renewal by Andersen LLC d/b/a Renewal by Andersen of Boston ("Contractor"), in accordance with the terms and conditions described in this Agreement Document and Payment Terms, any documents listed in the Table of Contents, and any other document attached to this Agreement Document, the terms of which are all agreed to by the parties and incorporated herein by reference (collectively, this "Agreement"). Buyer(s) hereby agrees to sign a completion certificate after Contractor has completed all work under this Agreement.

| | | | |
|--------------------|------------------|---|-----------------------|
| Total Job Amount: | \$33,608 | By signing this Agreement, you acknowledge that the Balance Due, and the Amount Financed must be made by personal check, bank check, credit card, or cash. | |
| Deposit Received: | \$0 | _____ | |
| Balance Due: | \$33,608 | Estimated Start: | Estimated Completion: |
| Amount Financed: | \$33,608 | 8-9 weeks | 2-3 days |
| Method of Payment: | Financing | We schedule installations based on the date of the signed contract and secondarily on the date in which we complete the technical measurements. The installation date that we are providing at this time is only an estimate. We will communicate an official date and time at a later date. Rain and extreme weather are the most common causes for delay. | |

Notes: **GS**

Buyer(s) agrees and understands that this Agreement constitutes the entire understandings between the parties and that there are no verbal understandings changing or modifying any of the terms of this Agreement. No alterations to or deviations from this Agreement will be valid without the signed, written consent of both the Buyer(s) and Contractor. Buyer(s) hereby acknowledges that Buyer(s) 1) has read this Agreement, understands the terms of this Agreement, and has received a completed, signed, and dated copy of this Agreement, including the two attached Notices of Cancellation, on the date first written above and 2) was orally informed of Buyer's right to cancel this Agreement.

NOTICE TO BUYER: Do not sign this contract if blank. You are entitled to a copy of the contract at the time you sign.

YOU, THE BUYER, MAY CANCEL THIS TRANSACTION AT ANY TIME NOT LATER THAN MIDNIGHT OF 08/17/2020 OR THE THIRD BUSINESS DAY AFTER THE DATE OF THIS TRANSACTION, WHICHEVER DATE IS LATER. SEE THE ATTACHED NOTICE OF CANCELLATION FORM FOR AN EXPLANATION OF THIS RIGHT.

Legal Name: Renewal by Andersen LLC
dba: Renewal by Andersen of Boston

Signature of Sales Person

Steve Dana

Print Name of Sales Person

Buyer(s)

Signature

Ewen Cameron

Print Name

Signature

Carrie Cameron

Print Name



Itemized Order Receipt

dba: Renewal by Andersen of Boston

Legal Name: Renewal by Andersen LLC

HIC #170810

30 Forbes Road | Northborough, MA 01532

Phone: 508-351-2200 | Fax: (508) 986-7072 | rbabostonbooking@andersencorp.com

Ewen & Carrie Cameron

248 Grove St

Auburndale, MA 02466

H: (617)877-0821

| ID#: | ROOM: | DETAILS: |
|------|--------|---|
| 101 | Eating | <p>Window: Double-Hung (DG), Cottage 2:3, Slope Sill, Insert Frame, Traditional Checkrail, Exterior Black, Interior Black,</p> <p>Glass: All Sash: High Performance SmartSun Glass, No Pattern,</p> <p>Hardware: Black, Screen: TruScene, Full Screen, Grille Style: Full Divided Light (FDL with spacer), Grille Pattern: Sash 1: Colonial 4w x 3h, Sash 2: No Grille, Misc: None</p> |
| 102 | Eating | <p>Window: Double-Hung (DG), Cottage 2:3, Slope Sill, Insert Frame, Traditional Checkrail, Exterior Black, Interior Black,</p> <p>Glass: All Sash: High Performance SmartSun Glass, No Pattern,</p> <p>Hardware: Black, Standard Color Extra Lock, Screen: TruScene, Half Screen, Grille Style: Full Divided Light (FDL with spacer), Grille Pattern: Sash 1: Colonial 8w x 3h, Sash 2: Colonial 2w x 1h, Misc: None</p> |
| 103 | Eating | <p>Window: Double-Hung (DG), Cottage 2:3, Slope Sill, Insert Frame, Traditional Checkrail, Exterior Black, Interior Black,</p> <p>Glass: All Sash: High Performance SmartSun Glass, No Pattern,</p> <p>Hardware: Black, Screen: TruScene, Full Screen, Grille Style: Full Divided Light (FDL with spacer), Grille Pattern: Sash 1: Colonial 4w x 3h, Sash 2: No Grille, Misc: None</p> |
| 104 | Eating | <p>Window: Double-Hung (DG), 1:1, Slope Sill, Insert Frame, Traditional Checkrail, Exterior Black, Interior Black, Glass: All Sash: High Performance SmartSun Glass, No Pattern,</p> <p>Hardware: Black, Screen: TruScene, Full Screen, Grille Style: Full Divided Light (FDL with spacer), Grille Pattern: Sash 1: Colonial 4w x 3h, Sash 2: No Grille, Misc: Sill Body Replacement, Sill body replacement. Wood</p> |



Itemized Order Receipt

dba: Renewal by Andersen of Boston

Legal Name: Renewal by Andersen LLC

HIC #170810

30 Forbes Road | Northborough, MA 01532

Phone: 508-351-2200 | Fax: (508) 986-7072 | rbabostonbooking@andersencorp.com

Ewen & Carrie Cameron

248 Grove St

Auburndale, MA 02466

H: (617)877-0821

| ID#: | ROOM: | DETAILS: |
|------|--------|--|
| 105 | Family | Window: Double-Hung (DG), 1:1, Slope Sill, Insert Frame, Traditional Checkrail, Exterior Black, Interior White, Glass: All Sash: High Performance SmartSun Glass, No Pattern, Tempered Glass, Hardware: Black, Screen: TruScene, Full Screen, Grille Style: Full Divided Light (FDL with spacer), Grille Pattern: Sash 1: Colonial 4w x 2h, Sash 2: No Grille, Misc: None |
| 106 | Family | Window: Double-Hung (DG), 1:1, Slope Sill, Insert Frame, Traditional Checkrail, Exterior Black, Interior White, Glass: All Sash: High Performance SmartSun Glass, No Pattern, Tempered Glass, Hardware: Black, Screen: TruScene, Full Screen, Grille Style: Full Divided Light (FDL with spacer), Grille Pattern: Sash 1: Colonial 4w x 2h, Sash 2: No Grille, Misc: None |
| 107 | Play | Window: Double-Hung (DG), Cottage 2:3, Slope Sill, Insert Frame, Traditional Checkrail, Exterior Black, Interior White, Glass: All Sash: High Performance SmartSun Glass, No Pattern, Hardware: Black, Screen: TruScene, Full Screen, Grille Style: Full Divided Light (FDL with spacer), Grille Pattern: Sash 1: Colonial 4w x 3h, Sash 2: No Grille, Misc: None |
| 108 | Play | Window: Double-Hung (DG), Cottage 2:3, Slope Sill, Insert Frame, Traditional Checkrail, Exterior Black, Interior White, Glass: All Sash: High Performance SmartSun Glass, No Pattern, Hardware: Black, Screen: TruScene, Full Screen, Grille Style: Full Divided Light (FDL with spacer), Grille Pattern: Sash 1: Colonial 4w x 3h, Sash 2: No Grille, Misc: None |



Itemized Order Receipt

dba: Renewal by Andersen of Boston

Legal Name: Renewal by Andersen LLC

HIC #170810

30 Forbes Road | Northborough, MA 01532

Phone: 508-351-2200 | Fax: (508) 986-7072 | rbabostonbooking@andersencorp.com

Ewen & Carrie Cameron

248 Grove St

Auburndale, MA 02466

H: (617)877-0821

| ID#: | ROOM: | DETAILS: |
|------|-----------|--|
| 109 | Play | Window: Double-Hung (DG), Cottage 2:3, Slope Sill, Insert Frame, Traditional Checkrail, Exterior Black, Interior White, Glass: All Sash: High Performance SmartSun Glass, No Pattern, Hardware: Black, Screen: TruScene, Full Screen, Grille Style: Full Divided Light (FDL with spacer), Grille Pattern: Sash 1: Colonial 4w x 3h, Sash 2: No Grille, Misc: None |
| 110 | Fireplace | Window: Double-Hung (DG), 1:1, Slope Sill, Insert Frame, Traditional Checkrail, Exterior Black, Interior White, Glass: All Sash: High Performance SmartSun Glass, No Pattern, Hardware: White, Screen: TruScene, Full Screen, Grille Style: Full Divided Light (FDL with spacer), Grille Pattern: Sash 1: Colonial 4w x 3h, Sash 2: Colonial 2w x 1h, Misc: None |
| 111 | Fireplace | Window: Double-Hung (DG), 1:1, Slope Sill, Insert Frame, Traditional Checkrail, Exterior Black, Interior White, Glass: All Sash: High Performance SmartSun Glass, No Pattern, Hardware: White, Screen: TruScene, Full Screen, Grille Style: Full Divided Light (FDL with spacer), Grille Pattern: Sash 1: Colonial 4w x 3h, Sash 2: Colonial 2w x 1h, Misc: None |
| 112 | Stairs | Window: Double-Hung (DG), 1:1, Slope Sill, Insert Frame, Traditional Checkrail, Exterior Black, Interior Black, Glass: All Sash: High Performance SmartSun Glass, No Pattern, Tempered Glass, Hardware: Black, Screen: TruScene, Full Screen, Grille Style: Full Divided Light (FDL with spacer), Grille Pattern: All Sash: Colonial 3w x 4h, Misc: None |



Itemized Order Receipt

dba: Renewal by Andersen of Boston

Legal Name: Renewal by Andersen LLC

HIC #170810

30 Forbes Road | Northborough, MA 01532

Phone: 508-351-2200 | Fax: (508) 986-7072 | rbabostonbooking@andersencorp.com

Ewen & Carrie Cameron

248 Grove St

Auburndale, MA 02466

H: (617)877-0821

| ID#: | ROOM: | DETAILS: |
|---------------------|--------|--|
| 113 | Stairs | <p>Window: Double-Hung (DG), 1:1, Slope Sill, Insert Frame, Traditional Checkrail, Exterior Black, Interior Black, Glass: All Sash: High Performance SmartSun Glass, No Pattern, Tempered Glass, Hardware: Black, Screen: TruScene, Full Screen, Grille Style: Full Divided Light (FDL with spacer), Grille Pattern: All Sash: Modified Prairie 3w x 2h, Misc: None</p> |
| 114 | Stairs | <p>Window: Double-Hung (DG), 1:1, Slope Sill, Insert Frame, Traditional Checkrail, Exterior Black, Interior Black, Glass: All Sash: High Performance SmartSun Glass, No Pattern, Tempered Glass, Hardware: Black, Screen: TruScene, Full Screen, Grille Style: Full Divided Light (FDL with spacer), Grille Pattern: All Sash: Colonial 3w x 4h, Misc: None</p> |
| WINDOWS: 14 | | PATIO DOORS: 0 |
| SPECIALTY: 0 | | MISC: 0 |
| | | TOTAL \$33,608 |



Renewal by Andersen is committed to our customers' safety by complying with the rules and lead-safe work practices specified by the EPA.



Notice of Cancellation

dba: Renewal by Andersen of Boston

Legal Name: Renewal by Andersen LLC

HIC #170810

30 Forbes Road | Northborough, MA 01532

Phone: 508-351-2200 | Fax: (508) 986-7072 | rbabostonbooking@andersencorp.com

Ewen & Carrie Cameron

248 Grove St

Auburndale, MA 02466

H: (617)877-0821

You, the buyer(s) may cancel this transaction at any time prior to midnight on 08/17/2020 or the third business day after the date of this transaction, whichever date is later.

NOTICE OF CANCELLATION

Date of Transaction: 08/13/20. You may cancel this transaction, without any penalty or obligation, before midnight on 08/17/2020 or the third business day after the date of this transaction, whichever date is later. If you cancel, any property traded in, any payments made by you under the Contract or Sale, and any negotiable instrument executed by you will be returned within 10 business days following receipt by the Seller of your cancellation notice, and any security interest arising out of the transaction will be canceled. If you cancel, you must make available to the Seller at your residence, in substantially as good condition as when received, any goods delivered to you under this Contract or Sale; or you may, if you wish, comply with the instructions of the Seller regarding the return shipment of the goods at the Sellers expense and risk. If you do make the goods available to the Seller and the Seller does not pick them up within 20 days of the date of your Notice of Cancellation, you may retain or dispose of the goods without any further obligation. If you fail to make the goods available to the Seller, or if you agree to return the goods to the Seller and fail to do so, then you remain liable for performance of all obligations under the Contract. To cancel this transaction, mail or deliver a signed and dated copy of this cancellation notice or any other written notice, or send a telegram, to:

dba: Renewal by Andersen of Boston

Legal Name: Renewal by Andersen LLC

30 Forbes Road

Northborough, MA 01532

Phone: 508-351-2200

Fax: (508) 986-7072

Email: rbabostonbooking@andersencorp.com

**NOT LATER THAN MIDNIGHT OF 08/17/2020
OR THE THIRD BUSINESS DAY AFTER THE DATE
OF THIS TRANSACTION, WHICHEVER DATE IS LATER.**

I HEREBY CANCEL THIS TRANSACTION

Buyer Signature

Date

NOTICE OF CANCELLATION

Date of Transaction: 08/13/20. You may cancel this transaction, without any penalty or obligation, before midnight on 08/17/2020 or the third business day after the date of this transaction, whichever date is later. If you cancel, any property traded in, any payments made by you under the Contract or Sale, and any negotiable instrument executed by you will be returned within 10 business days following receipt by the Seller of your cancellation notice, and any security interest arising out of the transaction will be canceled. If you cancel, you must make available to the Seller at your residence, in substantially as good condition as when received, any goods delivered to you under this Contract or Sale; or you may, if you wish, comply with the instructions of the Seller regarding the return shipment of the goods at the Sellers expense and risk. If you do make the goods available to the Seller and the Seller does not pick them up within 20 days of the date of your Notice of Cancellation, you may retain or dispose of the goods without any further obligation. If you fail to make the goods available to the Seller, or if you agree to return the goods to the Seller and fail to do so, then you remain liable for performance of all obligations under the Contract. To cancel this transaction, mail or deliver a signed and dated copy of this cancellation notice or any other written notice, or send a telegram, to:

dba: Renewal by Andersen of Boston

Legal Name: Renewal by Andersen LLC

30 Forbes Road

Northborough, MA 01532

Phone: 508-351-2200

Fax: (508) 986-7072

Email: rbabostonbooking@andersencorp.com

**NOT LATER THAN MIDNIGHT OF 08/17/2020
OR THE THIRD BUSINESS DAY AFTER THE DATE
OF THIS TRANSACTION, WHICHEVER DATE IS LATER.**

I HEREBY CANCEL THIS TRANSACTION

Buyer Signature

Date







Terms and Conditions of Sale

dba: Renewal by Andersen of Boston

Legal Name: Renewal by Andersen LLC

HIC #170810

30 Forbes Road | Northborough, MA 01532

Phone: 508-351-2200 | Fax: (508) 986-7072 | rbabostonbooking@andersencorp.com

Ewen & Carrie Cameron

248 Grove St

Auburndale, MA 02466

H: (617)877-0821

1. Parties and Acceptance. This Agreement (as defined in the Agreement Document and Payment Terms to which these Terms and Conditions of Sale are attached and incorporated into by reference, which includes, but is not limited to, these Terms and Conditions of Sale) is between you, which means each person who signs this Agreement as a Buyer, and Renewal by Andersen LLC (referred to in this Agreement as "Contractor"). All agreements are subject to final acceptance by management of Contractor. Contractor agrees to provide the products and services outlined in this Agreement only on the condition that you agree to accept the terms and conditions of sale set forth in this Agreement.

2. Quotations and Prices. This Agreement will expire thirty (30) calendar days from the date signed by a Contractor representative, unless it has been accepted by you before such date. Quoted prices apply only to the specific products and service and quantities stated in this Agreement, and such prices may be adjusted by Contractor to reflect additional costs and expenses associated with circumstances which are unanticipated and unforeseen at the time this Agreement is accepted by Contractor. Unless otherwise expressly specified in this Agreement, all amounts quoted exclude all present and future federal, state and local excise, sales/use, privilege, personal property, gross receipts and similar taxes and charges payable with respect to the products and services under this Agreement.

3. Limited Warranty. The products sold to you pursuant to this Agreement are subject to the Limited Warranty for Renewal by Andersen® Products and Installation, a copy of which has been furnished to you and is incorporated in this Agreement by reference.

4. Payment Terms. Unless otherwise expressly specified in this Agreement, a down payment of fifty percent (50%) of the Total Amount of Agreement identified on the front of this Agreement is required to be made by you upon your acceptance of this Agreement. The remaining balance of the Total Amount of Agreement is due on the day the services contemplated by this Agreement are substantially completed; provided that if any services contemplated by this Agreement have not been completed by that day, you may withhold an amount equal to the greater of ten percent (10%) of the Total Amount of Agreement or the price of the uncompleted services and pay such amount when such services are completed. If permissible under applicable law, any amount not paid when due will bear a charge, commencing thirty (30) calendar days after delivery of the products and completion of the services contemplated by this Agreement, in an amount equal to the lesser of one and one-half percent (1 1/2%) per month of the unpaid balance or the maximum amount permitted by applicable law. You agree to pay Contractor's reasonable attorneys' fees and costs in connection with enforcing any of the terms and conditions of this Agreement, including, without limitation, recovering the payment of any amounts due under this Agreement. Notwithstanding the foregoing, if, in Contractor's judgment, your financial condition at any time prior to shipment of the products or performance of the services does not justify shipment or performance, Contractor may, at its option, require full or partial payment in advance or may cancel shipment of the products and performance of the services under this Agreement without incurring any cost or liability.

5. Delays. Performance dates are estimated only and are not guaranteed; performance being made on a best efforts, as available basis. Contractor will make every reasonable effort to meet any performance dates quoted in this Agreement, but Contractor will not be liable for its failure to meet such dates. Contractor has the right to install the products or perform the services in advance of the scheduled date. You acknowledge that actual installation and performance dates may depend upon a variety of factors, including, without limitation, weather, flood, fire, strikes or labor disturbances, acts of God, your acts, governmental prohibition of importation or exportation, acts of civil or military authority, insurrection or riot, embargoes, inability to obtain means of transportation, accidents or delays in transportation, the inability to obtain necessary labor, materials or manufacturing facilities, or other events beyond Contractor's control. If the occurrence of any of the above events prevents Contractor from performing its obligations under this Agreement, Contractor may at its option, either suspend or cancel performance of its obligations under this Agreement without any cost or liability. In no event will Contractor be liable for any damage, consequential or otherwise, arising from any premature or delayed performance.

6. Title; Security Interest; Lien. Title to the products sold under this Agreement will remain in Contractor and will not shift to you until you have performed all of your obligations under this Agreement. To secure your performance, Contractor retains, and you hereby grant to

Contractor, a security interest in such products. Upon request of Contractor, you agree to sign and authorize Contractor to file any

Legal Name: Renewal by Andersen LLC
dba: Renewal by Andersen of Boston

Buyer(s)

Signature of Sales Person

Signature

Signature

Steve Dana

Ewen Cameron

Carrie Cameron

Print Name of Sales Person

Print Name

Print Name



Terms and Conditions of Sale

dba: Renewal by Andersen of Boston

Legal Name: Renewal by Andersen LLC

HIC #170810

30 Forbes Road | Northborough, MA 01532

Phone: 508-351-2200 | Fax: (508) 986-7072 | rbabostonbooking@andersencorp.com

Ewen & Carrie Cameron

248 Grove St

Auburndale, MA 02466

H: (617)877-0821

document required to perfect such security interest. To assist in doing so, you will upon our request verify your legal name and the legal description of your premises. Payment in full of the amounts due under this Agreement will release the security interest. Contractor reserves the right to file and perfect a lien against your premises in the event that you fail to pay the Total Amount of Agreement upon completion of the services contemplated by this Agreement. Failure to pay any such amount when due shall constitute a default and permit Contractor to demand payment of all amounts payable under this Agreement, whether or not otherwise then due, and to exercise all remedies on any security interest or lien securing such amounts.

7. Cancellation. Except as otherwise provided in this Agreement and in the attached Notice of Cancellation form, this transaction is non-cancelable and Contractor will be entitled to collect the Total Amount of Agreement in the event that you attempt to cancel. Contractor also has the right to cancel this Agreement without incurring any cost or liability upon your breach of this Agreement, material or otherwise, or upon your default.

8. Waste. Contractor agrees to remove and transport away from your premises the replaced windows and doors and any other debris and waste materials which are generated by Contractor in connection with the delivery of products and performance of the services under this Agreement. You may elect to keep the replaced windows and doors but Contractor is not responsible for breakage of any of the replaced windows or doors either during or after their removal nor does Contractor guarantee that replaced windows and doors will function properly after their removal.

9. Access. You represent that you are the owner of the premises which are the subject of this Agreement. You agree to grant Contractor reasonable access to your premises during normal business hours and days for purposes of installing the products and performing the services contemplated by this Agreement. Except as otherwise requested by you in the pre-installation checklist, you agree to move or remove all draperies, blinds, shades, furniture and any other items that are in the immediate vicinity of any window or door which is to be replaced. Contractor is not responsible for damage to any items that it moves or removes to facilitate the installation of any new window or door.

10. Assignment and Delegation. Contractor may assign its rights and delegate its obligations under this Agreement without your consent.

11. Governing Law. This Agreement will be governed by and construed in accordance with the laws of the state in which the premises subject to this Agreement are located as listed on the front of this form (without regard to the laws of conflict of any jurisdiction) as to all matters, including, without limitation, matters of validity, interpretation, construction, effect, performance, enforcement and remedies.

12. Validity of Provisions; Severability. The provisions of this Agreement will be interpreted to be valid and enforceable under applicable law to the extent that such interpretation does not materially alter such provisions; provided, that if any such provision becomes invalid or unenforceable under applicable law, such provision will be stricken to the extent necessary and the remainder of such provision and the remainder of this Agreement will continue in full force and effect.

13. Non-Waiver of Rights. No failure or delay by Contractor to assert any right or remedy under this Agreement will be a waiver of that right or remedy if the circumstances giving rise to the right or remedy continue or are repeated. No waiver will be effective unless given in writing. No term or provision of this Agreement will be construed to limit, in any manner, the rights or remedies available to Contractor under applicable law or otherwise, but rather are in addition to and cumulative of such other rights or remedies.

14. Arbitration. Unless you and Contractor otherwise mutually agree in writing, all claims and disputes arising in connection with the making of, entering into or performance of this Agreement will be finally settled by binding arbitration in accordance with the Commercial Arbitration Rules of the American Arbitration Association in effect on the date of this Agreement by a single arbitrator appointed in accordance with such Rules. The costs of the arbitrator and the costs of both parties of proceeding in arbitration, including, without limitation, reasonable attorneys' fees and expenses, will be borne as to each claim submitted to arbitration by the substantially non-prevailing party on that claim. The award of the arbitrator will be in writing and will contain findings of fact and conclusions concerning applicable law. Judgment upon the award rendered by the arbitrator may be entered in any court having proper jurisdiction. Notwithstanding this arbitration provision, Contractor may bring an action in court to collect any amount owed under this Agreement, including the enforcement

Legal Name: Renewal by Andersen LLC
dba: Renewal by Andersen of Boston

Buyer(s)

Signature of Sales Person

Signature

Signature

Steve Dana

Ewen Cameron

Carrie Cameron

Print Name of Sales Person

Print Name

Print Name



Terms and Conditions of Sale

dba: Renewal by Andersen of Boston

Legal Name: Renewal by Andersen LLC

HIC #170810

30 Forbes Road | Northborough, MA 01532

Phone: 508-351-2200 | Fax: (508) 986-7072 | rbabostonbooking@andersencorp.com

Ewen & Carrie Cameron

248 Grove St

Auburndale, MA 02466

H: (617)877-0821

of any lien or similar rights.

15. Entire Agreement; Modification. You and Contractor agree that this Agreement (including all of the attachments) is the final expression of our agreement, is the complete and exclusive statement of the terms and conditions of our agreement and supersedes all agreements, understandings or discussions, whether oral or written, entered into prior to or contemporaneously with this Agreement. This Agreement may not be modified or amended except in writing signed by you and Contractor.

16. Attachments. Certain state and federal laws require that notices, or terms and conditions different from or in addition to those contained elsewhere in this Agreement, be given to you. Such notices or terms and conditions, if any, may be included on one or more separate sheets attached to this Agreement and are incorporated in this Agreement by reference, and supersede and govern any conflicting or inconsistent notice or term or condition contained herein, if received by you prior to, or contemporaneously with, your execution of this Agreement. Your initialing of the separate sheets evidences your receipt, review and approval of such required notices, but evidence of your receipt of these materials can be shown in any other reasonable manner, including your receipt via electronic mail or other electronic delivery, your acknowledgment of receipt of such materials in a separate place on the Agreement, or by the separate records of Contractor which show your signature or receipt of such materials.

Legal Name: Renewal by Andersen LLC

dba: Renewal by Andersen of Boston

Signature of Sales Person

Steve Dana

Print Name of Sales Person

Buyer(s)

Signature

Ewen Cameron

Print Name

Signature

Carrie Cameron

Print Name



Lead-Safe Form

dba: Renewal by Andersen of Boston

Legal Name: Renewal by Andersen LLC

HIC #170810

30 Forbes Road | Northborough, MA 01532

Phone: 508-351-2200 | Fax: (508) 986-7072 | rbabostonbooking@andersencorp.com

Ewen & Carrie Cameron

248 Grove St

Auburndale, MA 02466

H: (617)877-0821

Within the Lead-Safe Form, "You" or "I" refers to the Buyer(s) (who may also be referred to herein as the "Customer(s)").

Lead Safe Work Pamphlet Receipt and Lead Safe Work Process

Pamphlet Receipt

I have received a copy of the lead hazard information pamphlet informing me of the potential risk of the lead hazard exposure from renovation activity to be performed in my dwelling. I received this pamphlet before the work began.

Lead Safe Work Process

Renewal by Andersen of Boston does not test for lead based paint. All homes built prior to 1978 will have Lead Safe Work Practices performed during the installation as required by EPA's Lead-Based Paint Renovation, Repair, and Painting Rule.

Please Note: There is no additional charge to perform Lead Safe Work Practices during your installation.

Lead Safe Work Practices Installation Preparation

The following will apply to your installation if Lead Safe Work Practices are performed:

1. **AC/Furnace**-You will need to temporarily turn off your air conditioning or furnace during the portion of installation where Lead Safe Work Practices are being performed.
2. **Preparation**-Please remove all bed linens, pillows, and children's toys from the work area(s).
3. **Warning**-When a containment area is set up by the installation crew, no one is permitted inside the room/containment area with the exception of the installation crew members.

By signing below, I hereby agree to the terms and conditions above.

Legal Name: Renewal by Andersen LLC

dba: Renewal by Andersen of Boston

Signature of Sales Person

Steve Dana

Print Name of Sales Person

Buyer(s)

Signature

Ewen Cameron

Print Name

Signature

Carrie Cameron

Print Name



If Using a Builder

dba: Renewal by Andersen of Boston

Legal Name: Renewal by Andersen LLC

HIC #170810

30 Forbes Road | Northborough, MA 01532

Phone: 508-351-2200 | Fax: (508) 986-7072 | rbabostonbooking@andersencorp.com

Ewen & Carrie Cameron

248 Grove St

Auburndale, MA 02466

H: (617)877-0821

Property Owner Must Complete & Sign This Section If Using A Builder

I, as Owner of the said property, hereby authorize Renewal by Andersen LLC to act on my behalf, in all matters relative to building permit application for the property/address indicated on this agreement.

Legal Name: Renewal by Andersen LLC

dba: Renewal by Andersen of Boston

Signature of Sales Person

Steve Dana

Print Name of Sales Person

Buyer(s)

Signature

Ewen Cameron

Print Name

Signature

Carrie Cameron

Print Name



Electronic Consent

dba: Renewal by Andersen of Boston

Legal Name: Renewal by Andersen LLC

HIC #170810

30 Forbes Road | Northborough, MA 01532

Phone: 508-351-2200 | Fax: (508) 986-7072 | rbabostonbooking@andersencorp.com

Ewen & Carrie Cameron

248 Grove St

Auburndale, MA 02466

H: (617)877-0821

Welcome to Renewal by Andersen LLC d/b/a Renewal by Andersen of Boston, which may be referred to as “we” or “us” in this document. “You” or “I” refers to the Buyer(s) (who may also be referred to herein as the "Customer(s)").

You are receiving this Electronic Consent Notice as part of your eGreement packet. You previously agreed to enter into eGreement contract(s) electronically and use electronic signatures. You also agreed to exchange information with us electronically and allow us to electronically provide records, notices and legal disclosures.

Your Rights

You understand that: (i) you have the right to have the contract(s) provided in paper or electronic form and (ii) your consent applies to this transaction and any notices, agreements, legal disclosures, reports, documents, communications, and/or other records relating to this transaction or any of our services and/or products.

You may at no cost to you: (a) withdraw your consent to contract electronically or use electronic signatures, exchange information with us electronically, or have the records, notices and legal disclosures provided in electronic form as described in this paragraph at no cost to you; and/or (b) you may obtain a paper copy at no charge if you request a copy from the sales representative or at the email noted above.

Please note that withdrawing your consent may delay the receipt of documents and information.

Our Right to Send You Paper Documents

We may sometimes give or send you paper documents even if you have consented to receive documents electronically.

Hardware and Software Requirements

You will need to meet the following hardware and software requirements to access the contract: access to any device modern web browser, an Internet connection, and the ability to view a PDF.

Privacy Notice

We will collect certain personal information from you. In order to help you understand how we use information collected in connection with this or other transactions, please refer to our privacy policy at:

<http://www.renewalbyandersen.com/about/legal-privacy.aspx>

Legal Name: Renewal by Andersen LLC

dba: Renewal by Andersen of Boston

Signature of Sales Person

Steve Dana

Print Name of Sales Person

Buyer(s)

Signature

Ewen Cameron

Print Name

Signature

Carrie Cameron

Print Name



Electronic Consent

dba: Renewal by Andersen of Boston

Legal Name: Renewal by Andersen LLC

HIC #170810

30 Forbes Road | Northborough, MA 01532

Phone: 508-351-2200 | Fax: (508) 986-7072 | rbabostonbooking@andersencorp.com

Ewen & Carrie Cameron

248 Grove St

Auburndale, MA 02466

H: (617)877-0821

Data Retention

The information and documents we send you electronically are available unless and until you delete the information and documents on your electronic device. You may want to download and save any materials that we send to you electronically since you are responsible for keeping them for your records.

Contact Us

If you have any trouble printing, downloading or accessing any documents, please contact your sales representative or call us at 508-351-2200 to request a paper copy at no cost to you.

If you have any questions about your Renewal by Andersen® products, please contact your sales representative or call us at 508-351-2200

Changing Your Contact Information

You can change your contact information, at no cost to you, by calling us at 508-351-2200

Your Agreement and Consent

I acknowledge by receipt of this Electronic Consent Notice that:

1. I have read this notice about the use of electronic documents.
2. I agree to the use of electronic documents instead of printed documents and understand this satisfies any legal requirement.
3. I am able to download and review files in PDF format.
4. I have access to any device modern web browser, Internet access, and can send and receive emails with links to websites.
5. My consent applies to documents we will send you electronically.

Thank you again for working with Renewal by Andersen LLC d/b/a Renewal by Andersen of Boston!

Legal Name: Renewal by Andersen LLC

dba: Renewal by Andersen of Boston

Signature of Sales Person

Steve Dana

Print Name of Sales Person

Buyer(s)

Signature

Ewen Cameron

Print Name

Signature

Carrie Cameron

Print Name



MA Contractor Arbitration

dba: Renewal by Andersen of Boston

Legal Name: Renewal by Andersen LLC

HIC #170810

30 Forbes Road | Northborough, MA 01532

Phone: 508-351-2200 | Fax: (508) 986-7072 | rbabostonbooking@andersencorp.com

Ewen & Carrie Cameron

248 Grove St

Auburndale, MA 02466

H: (617)877-0821

This Massachusetts Contractor Arbitration is a supplement to your Agreement Document and Payment Terms and all documents incorporated therein (the "Agreement") with Renewal by Andersen LLC ("Contractor"). All provisions of this supplement are incorporated into the Agreement as if such provisions were fully and completely set forth in the Agreement. Any conflict between the terms of the Agreement and this Addendum will be resolved in favor of this Addendum.

The Home Improvement Contractor Law provides homeowners with the right to initiate an arbitration action (as an alternative to court action) if they have a dispute with a contractor. The same right is not automatically afforded to a contractor, however. The contractor would have to resolve any dispute he/she has with a homeowner in court unless both parties agree to the optional clause provided below. This clause would give the contractor the same right to arbitration as is afforded to the homeowner by the Home Improvement Contractor Law.

The contractor and the homeowner hereby mutually agree in advance that in the event the contractor has a dispute concerning this contract, the contractor may submit the dispute to a private arbitration firm which has been approved by the Secretary of the Executive Office of Consumer Affairs and Business Regulation and the consumer shall be required to submit to such arbitration as provided in Massachusetts General Laws, chapter 142A.

NOTICE: The signatures of the parties below apply only to the agreement of the parties to alternative dispute resolution initiated by the contractor. The homeowner may initiate alternative dispute resolution even where this section is not separately signed by the parties.

Legal Name: Renewal by Andersen LLC

dba: Renewal by Andersen of Boston

Signature of Sales Person

Steve Dana

Print Name of Sales Person

Buyer(s)

Signature

Ewen Cameron

Print Name

Signature

Carrie Cameron

Print Name



Project Preparation Expectation

dba: Renewal by Andersen of Boston

Legal Name: Renewal by Andersen LLC

HIC #170810

30 Forbes Road | Northborough, MA 01532

Phone: 508-351-2200 | Fax: (508) 986-7072 | rbabostonbooking@andersencorp.com

Ewen & Carrie Cameron

248 Grove St

Auburndale, MA 02466

H: (617)877-0821

NOTES

1. Renewal by Andersen cannot guarantee existing paint lines or wallpaper lines will be covered by trim after the new units are installed.
2. Any painting, staining or wallpapering which may be needed is not included in this Agreement unless specifically noted in the Itemized Order Receipt.
3. Renewal by Andersen cannot guarantee the fit of the original window coverings after the new units are installed.
4. Removal and reinstallation of window coverings are solely the responsibility of the customer unless specifically noted in the Itemized Order Receipt.

TECHNICAL MEASURE PREPARATION

You are required to be present during your technical measure in order to open your home and review your contract specifications with our technician. We ask that you ensure the technician has access to the interior and exterior of the windows and doors for the measuring process.

PRE-INSTALLATION PREPARATION:

1. Move all furniture away from the windows or doors at least six feet.
2. Remove all pictures and fixtures from walls where windows or doors are being replaced.
3. Remove all shades, shutters, and draperies from windows/doors being replaced.
4. Renewal by Andersen is not responsible for removing or replacing shutters, drapes, mini-blinds, window coverings, etc., unless stipulated within the Agreement.
5. If full-frame installation OR insert installation with aluminum wrap, remove exterior shutters and awnings.
6. In the event that your municipality, city, town, village or other regulatory authority requires a permit for your project, specific code requirements may have to be met. This could include, but not limited to, safety glass, egress windows in bedrooms, and smoke detectors. Renewal by Andersen will arrange for the permit and inspection, if required, for your project. You may have asked to be present for the inspection. Renewal by Andersen bears no financial obligation for cost incurred to meet code requirements.
7. If your home has a security system, you (the homeowner) will need to call and make arrangements to have your system disconnected prior to the installation and re-connected after installation. **Note:** Some security companies may need to be onsite during installation.
8. If your home has an air conditioning unit in any of the windows being replaced, you must have it removed prior to window installation.
9. If you have pets, it is preferable to keep them confined while the installation is taking place.
10. Final payment, if not already made, is due the day of installation.

DAY OF INSTALLATION

Renewal by Andersen requests the homeowner to be present at the completion of install to complete a final walk through and sign off on the completed project.

Legal Name: Renewal by Andersen LLC

dba: Renewal by Andersen of Boston

Signature of Sales Person

Steve Dana

Print Name of Sales Person

Buyer(s)

Signature

Ewen Cameron

Print Name

Signature

Carrie Cameron

Print Name



Renewal by Andersen® Products and Installation Transferable Limited Warranty

UNITS INSTALLED AFTER MAY 1, 2016

Your Renewal by Andersen® products are warranted under a fully transferable limited warranty covering parts, labor and original installation services.

Transferable Limited Warranty on Glass

The glass in Renewal by Andersen® factory glazed windows (including high-performance Low-E4® glass, high-performance Low-E4® Sun glass, high-performance Low-E4® SmartSun™ glass, high-performance SmartSun glass with HeatLock® technology, patterned glass [including obscure, fern, reed and cascade designs]), Finelight™ grilles, divided light grilles and tempered versions of these glass options is warranted to be free from defects in manufacturing, materials and workmanship for twenty (20) years from the original installation date. It is also warranted not to develop, under normal conditions, any material change in appearance resulting from manufacturing defects or as a result of premature failure of the glass or organic seal for twenty (20) years from the original installation date. This limited warranty on glass does not apply to special order glazings, art glass, insulated art glass, impact-resistant glass or glass that is not factory installed by Renewal by Andersen.

In the event a glass failure occurs as a result of a defect in manufacturing, materials or workmanship within the limited warranty period, Renewal by Andersen, at its option, will: [1] provide and install the appropriate replacement glass product or [2] provide a factory-authorized repair to the existing glass. Such replacement or repair is warranted for the remainder of the original limited warranty period.

Transferable Limited Warranty on Fibrex® Material Components

The Fibrex® material components of your Renewal by Andersen windows (including frame, sash, and exterior grilles) are warranted not to flake, rust, blister, peel, crack, pit or corrode and be free from defects in manufacturing, materials and workmanship for a period of twenty (20) years from the original installation date.

In the event a Fibrex material component fails as a result of a defect in manufacturing, materials or workmanship within the limited warranty period, Renewal by Andersen, at its option, will: [1] provide and install the appropriate replacement parts or [2] provide a factory-authorized repair to the existing product. Such replacement or repair is warranted for the remainder of the original limited warranty period.

Transferable Limited Warranty on Components Other Than Glass

The non-glass portions of your Renewal by Andersen windows (including non-electric operators, locks, lifts, balance systems, hinges, handles, insect screens, weatherstripping, sash and frame members) are warranted to be free from defects in manufacturing, materials and workmanship for a period of ten (10) years from the original installation date.

In the event a component other than glass fails as a result of a defect in manufacturing, materials or workmanship within the limited warranty period, Renewal by Andersen, at its option, will: [1] provide and install the appropriate replacement parts or [2] provide a factory-authorized repair to the existing product. Such replacement or repair is warranted for the remainder of the original limited warranty period.

Transferable Limited Warranty on Exterior Color Finish

The color finish on the Fibrex® material exterior components (frame, sash, window sills and grilles) on Renewal by Andersen windows is warranted to be free from manufacturing defects resulting in color fade greater than 5 delta-E* measured in accordance with ASTM D2244 for a period of ten (10) years from the original installation date.

What is not covered by this exterior color finish warranty: weatherstripping, accessories and hardware, including insect screen frames, handles, trim sets and lock components, exterior trim profiles and exterior aluminum coil stock.

In the event there is a defect covered by this limited warranty for exterior color finish within the limited warranty period, Renewal by Andersen, at its option, will: [1] refinish the product - labor is included (the finish will be applied with standard commercial refinishing techniques and may not be the same finish as originally applied to the product) or [2] repair or replace the product. Such replacement parts or repairs are warranted for the remainder of the original limited warranty period.

Transferable Limited Warranty on Installation

Installation of your Renewal by Andersen windows or other Andersen window and/or door products by an authorized Renewal by Andersen contractor is warranted for a period of five (5) years from the date of original installation. During this period, should your Renewal by Andersen window or door fail to perform according to our specifications due to improper original installation, we will bring the workmanship up to our professional standards, at no cost to you.

This limited warranty on installation does not extend to labor/services performed by anyone other than the original authorized installer or other authorized Renewal by Andersen contractor, nor to the installation or repair of any finishing or other materials that have been applied to or adjacent to the product after the initial installation.

No Other Warranties or Representations

THIS LIMITED WARRANTY IS IN LIEU OF ALL OTHER WARRANTIES, EXPRESS OR IMPLIED, INCLUDING, BUT NOT LIMITED TO, ANY IMPLIED WARRANTIES OF MERCHANTABILITY OR FITNESS FOR A PARTICULAR PURPOSE. ALL WARRANTIES ARE LIMITED TO THE APPLICABLE STATUTE OF LIMITATIONS, BUT IN NO CASE WILL EXTEND BEYOND THE LIMITED WARRANTY PERIODS SPECIFIED ABOVE. RENEWAL BY ANDERSEN EXCLUDES AND WILL NOT BE LIABLE FOR ANY INCIDENTAL OR CONSEQUENTIAL DAMAGES, WHETHER ARISING OUT OF CONTRACT, TORT OR OTHERWISE. THE REMEDY OF REPAIR OR REPLACEMENT OF THE ACTUAL PURCHASE PRICE OF THE PRODUCT PROVIDED BY THIS LIMITED WARRANTY IS THE EXCLUSIVE REMEDY WITH RESPECT TO ANY AND ALL LOSS OR DAMAGE.

Applicable Law

This Limited Warranty is only applicable in the U.S.A. (i.e. the fifty states and the District of Columbia) and Canada. This Limited Warranty gives you specific legal rights, and you may have other rights which vary from state to state or province. Some states do not allow the exclusion or limitation of incidental or consequential damages or limitation of the duration of an implied warranty, so the above limitations or exclusions may not apply to you. If any specific term of this Limited Warranty is prohibited by any applicable law, it shall be null and void, but the remainder of this Limited Warranty shall remain in full force and effect.

What is Not covered by this Limited Warranty

Specific Additional Exclusions

In addition to any other limitations or exclusions in this Limited Warranty, Renewal by Andersen shall have no obligation for product failure, damage or costs due to or related to the following:

- Product modifications or glass shading devices (e.g. glass tinting, security systems, improper painting or staining, insulated coverings, etc.)
- Failure due to the application of non Renewal by Andersen hardware (e.g. locksets, trim sets, hinges, panic hardware, closers, etc.)
- Water infiltration other than as a result of a defect in manufacturing, materials or workmanship
- Failure as a result of settling or structural failure of the structure in which the products are installed
- Condensation, other than as a result of a defect in manufacturing, materials or workmanship
- Improper maintenance, such as use of brick wash, razor blades, sealants, sanding or improper washing
- Failing to properly seal and maintain the exposed wood portions and veneer of a product in accordance to Renewal by Andersen painting or staining guidelines
- Fading of furniture, flooring, window coverings or other surrounding materials
- Chemicals or airborne pollutants, such as salt or acid rain
- Accidents
- Acts of God
- Normal wear and tear

Additional items excluded from this limited warranty:

- Products not manufactured by Renewal by Andersen
- Installation services by other than authorized Renewal by Andersen installers
- Removal of Renewal by Andersen windows from the structure in which it was originally installed by anyone other than an authorized Renewal by Andersen installer
- The performance of the low-maintenance exterior glass coating on products with high-performance Low-E4® glass – performance will vary depending on environmental conditions
- Slight glass curvature, minor scratches or other imperfections in the glass that do not impair structural integrity or significantly obscure normal vision
- Rattling of grille bars within an air space
- Insects passing through or around the insect screen
- Tarnish or corrosion to hardware finishes
- Special glazings – contact us concerning the limited warranty on special glazings
- Art glass and decorative insulated art glass, impact-resistant glass
- Renewal by Andersen Series 2 windows and patio doors, Andersen® A-Series windows and doors, 400 Series and 200 Series windows and doors, 400 Series windows with Stormwatch® protection and impact-resistant glass, 100 Series windows and doors, storm doors, E-Series windows and doors, Silver Line® windows and doors, American Craftsman® windows and doors and Weiland® windows and doors have their own limited warranties and are not covered by this Limited Warranty – for information on warranty coverage for these products, please refer to the specific limited warranties for these products – they are available at andersenwindows.com

Warranty Claim Procedure

To make a claim under this Limited Warranty, contact the nearest Renewal by Andersen® showroom, our Warranty Service Line at 800-441-1109 or visit our website at renewalbyandersen.com. We will contact you to investigate your claim within approximately two weeks after notification and arrange for appropriate action. Warranty services may be provided by Renewal by Andersen and/or an authorized Renewal by Andersen service provider.

You can help us serve you faster by providing the following important information:

- The serial number of the affected product (e.g., located on a label affixed to the top or side of the window frame)
- Description of the product concerns
- Documentation of the purchase date, if available
- Your name, address (with zip code) where product is installed and telephone numbers

Non-Warranty Repair

You will be responsible for all costs related to any repair that is not covered by this Limited Warranty or which is outside of the limited warranty period. When warranty coverage is unclear, Renewal by Andersen may charge an inspection fee for any on-site product inspections. If the inspector determines the Renewal by Andersen product has a defect covered by this Limited Warranty, the inspection fee will be waived.



MASSACHUSETTS ADDENDUM

This Addendum is a supplement to your Agreement Document and Payment Terms and all documents incorporated therein (the “Agreement”) with Renewal by Andersen LLC (“Contractor”). All provisions of this supplement are incorporated into the Agreement as if such provisions were fully and completely set forth in the Agreement. Any conflict between the terms of the Agreement and this Addendum will be resolved in favor of this Addendum.

1) The following language is added to the Agreement:

MINIMUM DOWNPAYMENT

Any deposit required under the contract to be paid in advance of the commencement of work under said contract shall not exceed the greater of one-third of the total contract price or the actual cost of any materials or equipment of a special order or custom made nature, which must be ordered in advance of the commencement of work, in order to assure that the project will proceed on schedule.

2) The following language is added to the Agreement:

ADDITIONAL INFORMATION

If you have general questions or need additional information about the Home Improvement Contractor Law or other consumer rights, or if you wish to obtain a free copy of “A Massachusetts Consumer Guide to Home Improvement” contact:

Consumer Information Hotline
Office of Consumer Affairs and Business Regulation
10 Park Plaza, Room 5170, Boston, MA 02116
617-973-8787, 888-283-3757 or visit the OCABR website at <http://www.mass.gov/ocabr/>

If you want to verify the registration of a contractor or if you have questions or need additional information specifically about the contractor registration component of the Home Improvement Contractor Law, contact:

Director of Home Improvement Contractor Registration
Office of Consumer Affairs and Business Regulation
10 Park Plaza, Room 5170, Boston, MA 02116
617-973-8787, 888-283-3757 or visit the HIC website at <http://www.mass.gov/ocabr/>

Go online to view the status of a Home Improvement Contractor’s Registration:
<http://db.state.ma.us/homeimprovement/licenseelist.asp>

For assistance with informal mediation of disputes or to register formal complaints against a business, call:

Consumer Complaint Section
Office of the Attorney General
617-727-8400
AND/OR
Better Business Bureau
508-652-4800, 508-755-2548 or 413-734-3114

3) The following language is added to the Agreement:

NOTICE

DO NOT SIGN THIS CONTRACT IF THERE ARE ANY BLANK SPACES.

4) The following language is added to the Agreement:

Renewal by Andersen LLC's registration number is: 170810.

Renewal by Andersen LLC's employer identification number is: 41-1918413.

5) The following language is added to the Agreement:

Please refer to Section 142A of the Massachusetts General Law ("Regulation of Home Improvement Contractors") to understand your right under such law.

MASSACHUSETTS PERMITS

This Massachusetts Permits document is a supplement to your Agreement Document and Payment Terms and all documents incorporated therein (the “Agreement”) with Renewal by Andersen LLC (“Contractor”). All provisions of this supplement are incorporated into the Agreement as if such provisions were fully and completely set forth in the Agreement. Any conflict between the terms of the Agreement and this Addendum will be resolved in favor of this Addendum.

PERMIT NOTICE:

All Home Improvement Contractors shall obtain any and all necessary construction-related permits and it shall be the obligation of the Contractor to obtain such permits.

Owners who secure their own construction-related permits or deal with unregistered contractors shall be excluded from access to the Guarantee Fund provisions of MGL chapter 142A.



CERTIFICATE OF LIABILITY INSURANCE

DATE (MM/DD/YYYY)
09/18/2019

THIS CERTIFICATE IS ISSUED AS A MATTER OF INFORMATION ONLY AND CONFERS NO RIGHTS UPON THE CERTIFICATE HOLDER. THIS CERTIFICATE DOES NOT AFFIRMATIVELY OR NEGATIVELY AMEND, EXTEND OR ALTER THE COVERAGE AFFORDED BY THE POLICIES BELOW. THIS CERTIFICATE OF INSURANCE DOES NOT CONSTITUTE A CONTRACT BETWEEN THE ISSUING INSURER(S), AUTHORIZED REPRESENTATIVE OR PRODUCER, AND THE CERTIFICATE HOLDER.

IMPORTANT: If the certificate holder is an ADDITIONAL INSURED, the policy(ies) must have ADDITIONAL INSURED provisions or be endorsed. If SUBROGATION IS WAIVED, subject to the terms and conditions of the policy, certain policies may require an endorsement. A statement on this certificate does not confer rights to the certificate holder in lieu of such endorsement(s).

| | | | |
|--|---|--|---------------------------------------|
| PRODUCER Willis Towers Watson Midwest, Inc. c/o 26 Century Blvd P.O. Box 305191 Nashville, TN 372305191 USA | CONTACT NAME: PHONE (A/C. No. Ext): 1-877-945-7378 | | FAX (A/C. No.): 1-888-467-2378 |
| | E-MAIL ADDRESS: certificates@willis.com | | |
| INSURER(S) AFFORDING COVERAGE | | | NAIC # |
| INSURER A: Old Republic Insurance Company | | | 24147 |
| INSURED Renewal by Andersen LLC 30 C Forbes Road Northborough, MA 01532 USA | INSURER B: | | |
| | INSURER C: | | |
| | INSURER D: | | |
| | INSURER E: | | |
| | INSURER F: | | |

COVERAGES

CERTIFICATE NUMBER: W12663065

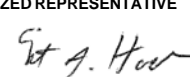
REVISION NUMBER:

THIS IS TO CERTIFY THAT THE POLICIES OF INSURANCE LISTED BELOW HAVE BEEN ISSUED TO THE INSURED NAMED ABOVE FOR THE POLICY PERIOD INDICATED. NOTWITHSTANDING ANY REQUIREMENT, TERM OR CONDITION OF ANY CONTRACT OR OTHER DOCUMENT WITH RESPECT TO WHICH THIS CERTIFICATE MAY BE ISSUED OR MAY PERTAIN, THE INSURANCE AFFORDED BY THE POLICIES DESCRIBED HEREIN IS SUBJECT TO ALL THE TERMS, EXCLUSIONS AND CONDITIONS OF SUCH POLICIES. LIMITS SHOWN MAY HAVE BEEN REDUCED BY PAID CLAIMS.

| INSR LTR | TYPE OF INSURANCE | ADDL INSD | SUBR WVD | POLICY NUMBER | POLICY EFF (MM/DD/YYYY) | POLICY EXP (MM/DD/YYYY) | LIMITS |
|----------|--|-----------|----------|----------------|-------------------------|-------------------------|---|
| A | <input checked="" type="checkbox"/> COMMERCIAL GENERAL LIABILITY <input type="checkbox"/> CLAIMS-MADE <input checked="" type="checkbox"/> OCCUR GEN'L AGGREGATE LIMIT APPLIES PER: <input checked="" type="checkbox"/> POLICY <input type="checkbox"/> PRO-JECT <input type="checkbox"/> LOC OTHER: | | | MWZY 314161 19 | 10/01/2019 | 10/01/2020 | EACH OCCURRENCE \$ 1,000,000 DAMAGE TO RENTED PREMISES (Ea occurrence) \$ 500,000 MED EXP (Any one person) \$ 10,000 PERSONAL & ADV INJURY \$ 1,000,000 GENERAL AGGREGATE \$ 4,000,000 PRODUCTS - COMP/OP AGG \$ 4,000,000 |
| A | AUTOMOBILE LIABILITY <input checked="" type="checkbox"/> ANY AUTO <input type="checkbox"/> OWNED AUTOS ONLY <input type="checkbox"/> SCHEDULED AUTOS <input type="checkbox"/> HIRED AUTOS ONLY <input type="checkbox"/> NON-OWNED AUTOS ONLY | | | MWTB 314159 19 | 10/01/2019 | 10/01/2020 | COMBINED SINGLE LIMIT (Ea accident) \$ 5,000,000 BODILY INJURY (Per person) \$ BODILY INJURY (Per accident) \$ PROPERTY DAMAGE (Per accident) \$ |
| | UMBRELLA LIAB <input type="checkbox"/> OCCUR EXCESS LIAB <input type="checkbox"/> CLAIMS-MADE DED RETENTION \$ | | | | | | EACH OCCURRENCE \$ AGGREGATE \$ |
| A | WORKERS COMPENSATION AND EMPLOYERS' LIABILITY ANY PROPRIETOR/PARTNER/EXECUTIVE OFFICER/MEMBER EXCLUDED? (Mandatory in NH) If yes, describe under DESCRIPTION OF OPERATIONS below | Y/N No | N/A | MWC 314158 19 | 10/01/2019 | 10/01/2020 | <input checked="" type="checkbox"/> PER STATUTE <input type="checkbox"/> OTHER E.L. EACH ACCIDENT \$ 1,000,000 E.L. DISEASE - EA EMPLOYEE \$ 1,000,000 E.L. DISEASE - POLICY LIMIT \$ 1,000,000 |

DESCRIPTION OF OPERATIONS / LOCATIONS / VEHICLES (ACORD 101, Additional Remarks Schedule, may be attached if more space is required)

CERTIFICATE HOLDER**CANCELLATION**

| | |
|-----------------------|--|
| Evidence of Insurance | SHOULD ANY OF THE ABOVE DESCRIBED POLICIES BE CANCELLED BEFORE THE EXPIRATION DATE THEREOF, NOTICE WILL BE DELIVERED IN ACCORDANCE WITH THE POLICY PROVISIONS. |
| | AUTHORIZED REPRESENTATIVE  |

© 1988-2016 ACORD CORPORATION. All rights reserved.



Price Presentation Discounts

dba: Renewal by Andersen of Boston

Legal Name: Renewal by Andersen LLC

HIC #170810

30 Forbes Road | Northborough, MA 01532

Phone: 508-351-2200 | Fax: (508) 986-7072 | rbabostonbooking@andersencorp.com

Ewen & Carrie Cameron

248 Grove St

Auburndale, MA 02466

H: (617)877-0821

PROJECT PRICE BEFORE DISCOUNTS

\$51,697

INDIVIDUAL SAVINGS BASED ON 14 UNITS

Renewal Savings (Boston Offer)

Savings:

Renewal Savings Discount 20%

\$10,339

8% Volume Discount

Savings:

\$4,135

National Offer

Savings:

6% Off Project

\$2,233

\$250 Off Project

\$250

Customer Savings Program (3%)

Savings:

\$1,039

TOTAL PRICE: \$33,608

\$18,089
SAVINGS

CONTENTS — DOUBLE-HUNG WINDOW

Double-Hung Window—General

- Advantages and Applications 3-2
- Exploded View 3-3
- Standard Features 3-4
- Options 3-5
- Grille Options..... 3-8
- Double-Hung Component Color Combination Chart 3-11

Sloped Sill Insert Double-Hung Window 3-12

- Min/Max Sizes 3-13
- Limited Sash Travel and Egress Conformity 3-14
- Clear Opening and Clear Glass Dimensions 3-15

Flat Sill Insert Double-Hung Window 3-17

- Min/Max Sizes 3-18
- Limited Sash Travel and Egress Conformity 3-19
- Clear Opening and Clear Glass Dimensions 3-20

Full-Frame Double-Hung Window..... 3-22

- Min/Max Sizes 3-23
- Limited Sash Travel and Egress Conformity 3-24
- Clear Opening and Clear Glass Dimensions 3-25

Double-Hung and Related Patents..... 3-27

DOUBLE-HUNG WINDOW

ADVANTAGES AND APPLICATIONS

A double-hung window consists of two vertically sliding sash in a single frame. Both sash are counterbalanced by a spring-powered block-and-tackle balance mounted on the side of each sash. Tilt latches for each sash allow inward tilting for easy cleaning. Upper and lower sash are securely closed by use of a cam-type sash lock. An insect screen is installed into the outside track.



*Double-Hung
Replacement Windows*

ADVANTAGES

- Both sash can be operated for ventilation at top and bottom of window.
- Both sash can be tilted inward for easy cleaning.
- Patented Fibrex® material is stronger than vinyl, providing greater durability.
- Fibrex material with low-maintenance capstock gives a rich, low-luster finish to sash and frame, similar to painted wood.
- Smooth radius surfaces on the frame and sash are pleasing to the eye and easier to clean.
- Mortise-and-tenon appearance on the interior and exterior sash corners gives a traditional, hand-crafted look.
- Full-perimeter weatherstrip provides superior weathertightness while still allowing easy sash operation.
- Sash are counterbalanced by a spring-powered block-and-tackle balance mounted on the side and matched to the weight of each individual sash.

APPLICATIONS

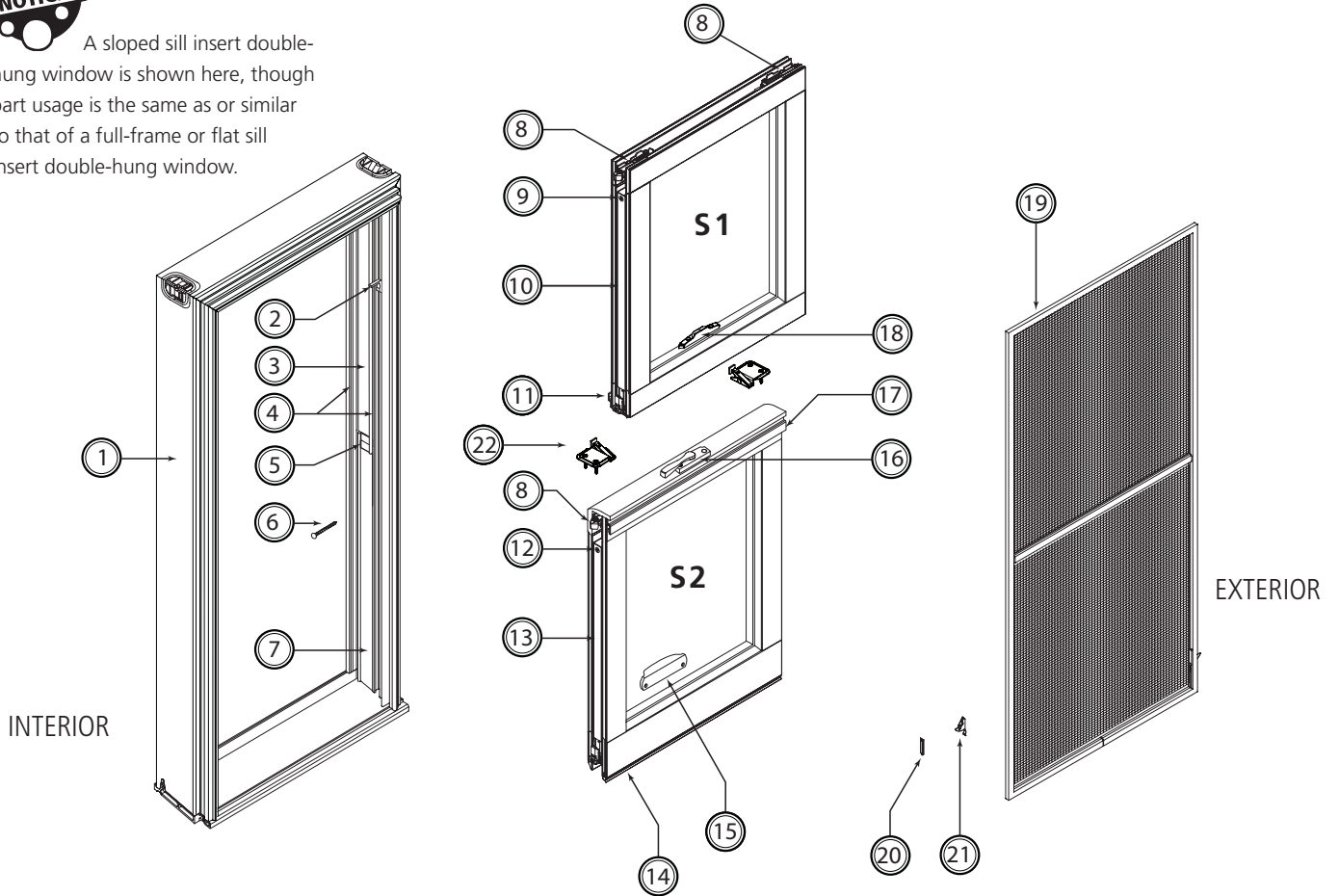
- Excellent choice for homes and condominiums where traditional styling is important; appropriate for many restoration projects.
- Suitable in areas facing walkways, decks and other traffic areas because sash do not project outward.
- Convenient in areas where the sash need to be cleaned from the interior.
- Visually compatible with other Renewal by Andersen® products.

EXPLODED VIEW

DOUBLE-HUNG WINDOW



A sloped sill insert double-hung window is shown here, though part usage is the same as or similar to that of a full-frame or flat sill insert double-hung window.



DOUBLE-HUNG COMPONENTS

- | | | |
|--|--|--|
| 1. Frame (insert) | 8. Tilt latch | 16. Sash lock |
| 2. Wash assist | 9. Upper balance screw | 17. Interior sash interlock (lower sash) |
| 3. Side jamb liner weatherstrip (upper) | 10. Balance (upper sash) | 18. Sash keeper |
| 4. Side jamb liner (interior and exterior sash tracks) | 11. Exterior sash interlock (upper sash) | 19. Insect screen |
| 5. Side cover check rail weatherstrip | 12. Lower balance screw | 20. Universal insect screen latch retainer |
| 6. Balance end clip screw | 13. Balance (lower sash) | 21. Insect screen latch |
| 7. Side jamb liner weatherstrip (lower) with integrated fin pile | 14. Bottom rail weatherstrip | 22. Child safety opening control device (optional) |
| | 15. Sash lift (optional) | |

STANDARD FEATURES

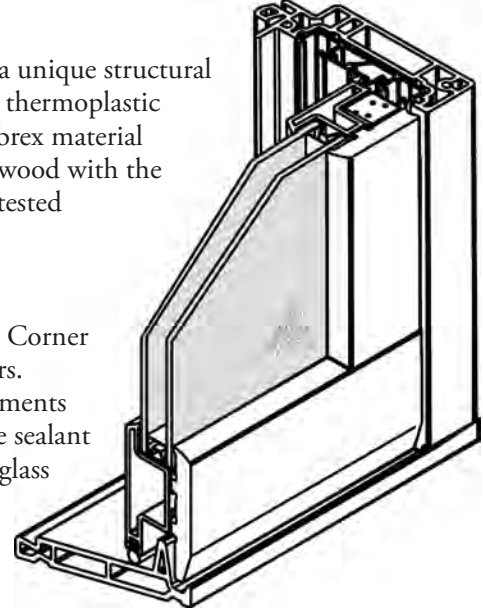
DOUBLE-HUNG WINDOW



A sloped sill insert double-hung window corner section is shown here, though **standard features are the same as for flat sill insert or full-frame** double-hung windows.

Described below are features that contribute to the double-hung window's low maintenance, energy efficiency, ease of operation, and pleasing appearance.

- **Frame** – Made of rigid Fibrex® material a unique structural composite of wood fibers and a special thermoplastic polymer. Developed by Andersen®, Fibrex material combines the strength and stability of wood with the low-maintenance features of our time-tested Perma-Shield® cladding.
- **Sash** – Constructed of Fibrex material. Corner keys provide durable, watertight corners. The mortise and tenon joinery complements the frame. A high-performance silicone sealant provides a watertight seal between the glass and sash.
- **Glazing** – High-Performance™ LoE⁴* glass with an inert, energy-efficient gas, is standard for every window. See Options on page 3-6 for other glass choices.



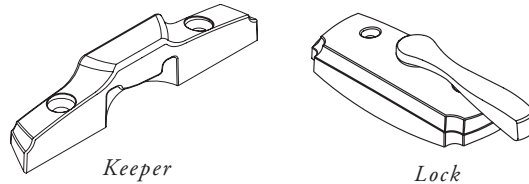
*LoE⁴ is a registered trademark of Cardinal IG Company.

- **Glass spacer** – The patented low-conductivity spacer is made of stainless steel and resists heat transfer four to five times better than aluminum spacers used by many other manufacturers.

STANDARD FEATURES, cont.

DOUBLE-HUNG WINDOW

- **Removable protective film** – Packaging features a clear protective film that is factory applied to both the interior and exterior glass surfaces to help protect the glass from shipping and installation damage.
- **Weatherstrip** – A dual system of a foam-filled bulb applied to the sash frame and a constant-force low-friction weatherstrip applied to the frame provide a tight seal.



- **Sash Lock and Keeper** – The zinc die cast dual cam-type sash lock, mounted at center of the meeting rail on the interior sash, engages easily into the keeper mounted on the center of the meeting rail on the exterior sash. The Double-hung Window Component Color Combination Chart on page 3-11 shows the hardware color for each window color combination.

OPTIONS

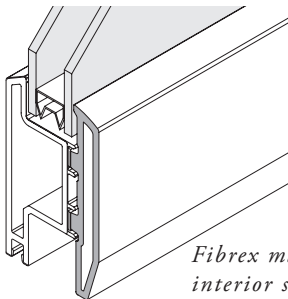
DOUBLE-HUNG WINDOW

The following options are available for all Renewal by Andersen® double-hung windows:

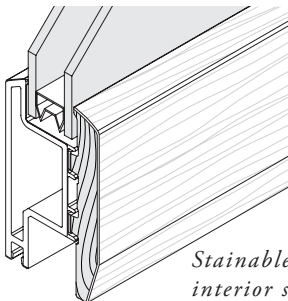
- **Dual-Colors and Stainable Wood Interior Veneers** – Dual-color windows are available that have different interior and exterior colors. Stainable wood interior veneers are also available in oak, maple, and engineered pine. The Double-Hung Window Component Color Combination Chart on page 3-11 shows available color combinations and the default color of individual components for these combinations. Alternative component (e.g., insect screens, grilles, hardware, side jams) color combinations are available upon request.

Painting and staining guidelines for Fibrex® material and stainable wood interiors are available in this manual, the *Product Installation Manual* and in the *Care and Maintenance Guide*.

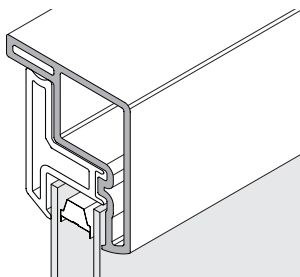
- **Traditional Square Check Rail** – Optional square-shaped check rail available in oak, maple, engineered pine veneer and Fibrex material interior finishes offers a classic flat surface appearance. These classic lines create the old world look, using the advanced technology of today. This option can be used with any other double-hung lock components or grille accessories.
- **Rounded Contemporary Check Rail** – Original rounded contemporary check rail is still available (as an option) in same color and wood species.
- **TruScene® Insect Screen** – Micro-fine stainless steel mesh (25 x 25 per inch mesh) that provides over 50% more clarity than standard Andersen insect screens.



Fibrex material interior sash



Stainable wood interior sash

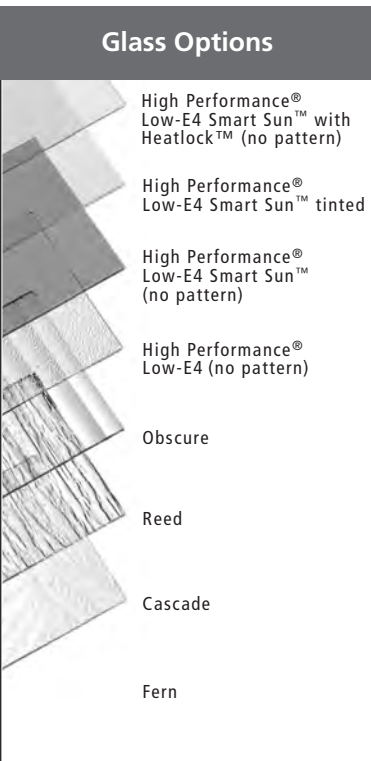


Traditional Fibrex Material Square Check Rail

OPTIONS, cont.

DOUBLE-HUNG WINDOW

| | | | |
|---------------------------|---------------------------|------------------------|---|
| Double-Hung Window | Full Insect Screen | All sash ratios | Restrictions All heights available for unit widths less than or equal to 50-1/4". All widths available for unit heights less than or equal to 48-5/8". |
| | | | |
| Double-Hung Window | Half Insect Screen | All sash ratios | All sizes available, no restrictions |



- **Aluminum Insect Screen Cloth** – Durable aluminum screen cloth (18 x 16 per inch mesh) in a glare-resistant charcoal gray.
- **Half Insect Screen** – A half insect screen is available that only covers the lower sash. The half screen does not impede the operation of the upper sash.
- **Decorative Glass Patterns** – Standard windows have no textured glass pattern whatsoever. Optional textured patterns are as follows:
 - Obscure (not available on double-hung windows taller than 86")
 - Reed
 - Cascade
 - Fern (not available on double-hung windows wider than 50-5/16")
- **Glass Coating** – High-Performance™ Low-E4™ coating is standard with all windows. Optional glazings are as follows:
 - Clear (no coating)
 - SmartSun™
 - High-Performance Low-E4 Smart Sun™ tinted coating
 - High Performance® Low-E4 Smart Sun™ with Heatlock™

* High Performance® Low-E4 Smart Sun™ with Heatlock™ not available with decorative glass patterns
- **Tempered Glass** – Tempering is an option for all available glass options. Untempered glass is standard.

OPTIONS, cont.

DOUBLE-HUNG WINDOW

Unavailable Glass Patterns

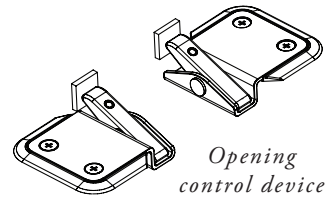
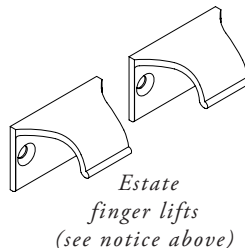
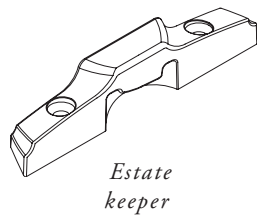
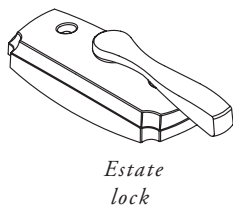
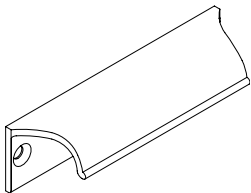

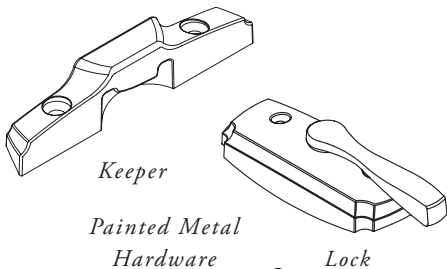
| Pattern | on windows wider than | or windows taller than |
|----------|-----------------------|------------------------|
| Reed* | 56-7/8" | 100-7/8" |
| Cascade* | 56-7/8" | 84-7/8" |
| Fern | 56-7/8" | 84-7/8" |
| Obscure | 56-7/8" | 84-7/8" |

* Pattern is directional



When finger lifts are desired, order the window with **no** lifts. Finger lifts are then installed in the field after the window installation.

- **Glass Breather Tubes** – Breather tubes are available for glass intended for high-altitude installations. It is important to note that breather tubes will decrease the thermal performance of the unit. Refer to the Technical Data (Section 8) in this Spec and Tech Manual for altitude specifics.
- **Sash Lock** – A single zinc-cast metal lock is available in White, Stone and Canvas colors. Units narrower than 22-13/16" have a single lock. For units 22-13/16" wide or wider, a second lock is available as an option. For units wider than 45-9/16", a second lock is required.
- **Sash Lift** – One or two sash lifts may be mounted to the bottom rail of the lower sash. Can be specified, available in White, Stone, or Canvas colors or Estate™ finishes.
- **Estate™ Finish Hardware** – Estate finish hardware is available for all operating windows and is available in high performance bright brass, antique brass, high performance satin nickle, distressed nickel, brushed chrome, polished chrome, distressed bronze, oil-rubbed bronze and dark bronze. Hardware in each of the finishes is electroplated and/or modified to obtain the desired look. The Estate hardware components for double-hung windows are listed below:
 - **Lock and Keeper** – The zinc cast, plated lock and keeper provide elegant Estate styling that beautifully complements not only the window, but matches any Estate hardware found on Andersen® patio doors.
 - **Hand Lift** – Similar to the standard lift, the Estate hand lift provides an easy gripping surface with which to operate the window.
 - **Finger Lifts** – These smaller, more traditional looking lifts provide a different aesthetic option for a grasp to operate the window. These lifts are typically used in pairs.
 - **Opening Control Device** – Field-applied device restricts sash opening to 4 inches. This device will allow full sash opening when disengaged and will re-engage when sash is closed.

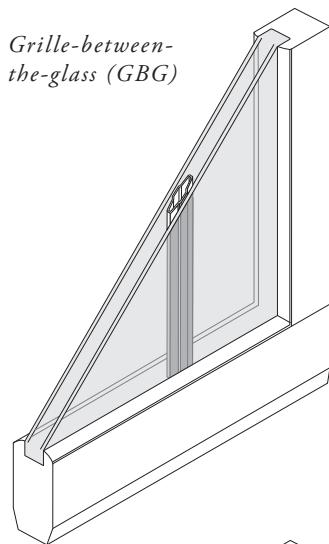


OPTIONS, cont.

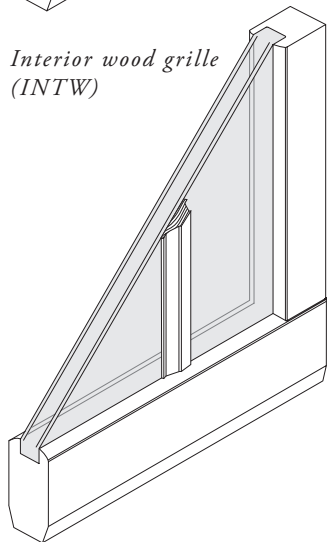
DOUBLE-HUNG WINDOW

Available Grille Types

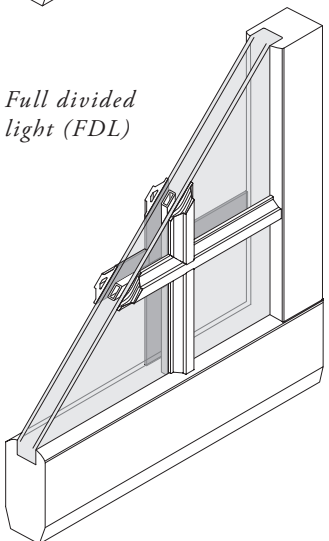
Three grille types are available. The interior and exterior sides of the grilles are color-coordinated with each side of the window frame. Consult the color combination charts in each window product section for detailed color information.



Grille-between-the-glass (GBG)



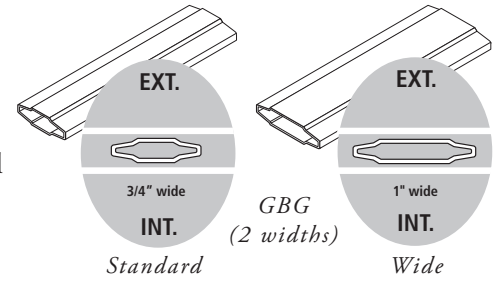
Interior wood grille (INTW)



Full divided light (FDL)

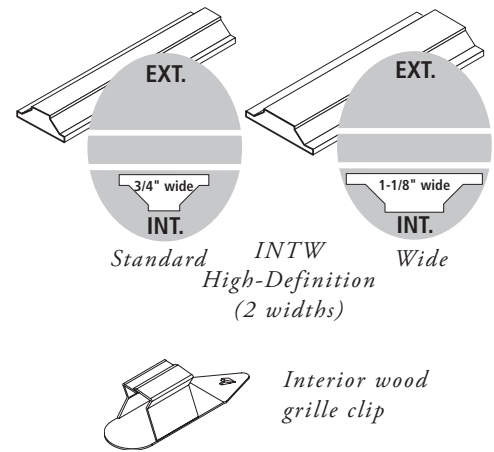
Grille-Between-the-Glass (GBG)

Sculpted aluminum grille members are manufactured between the glass panes, and are available in two widths. Enamel finish replicates interior and exterior face of window. If wood interior, interior facing surface will be gray.



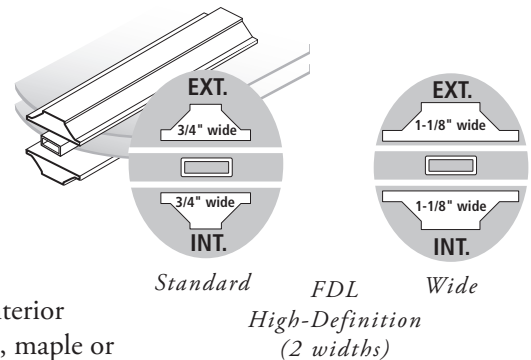
Interior Wood Grille (INTW)

With the option of hardwood maple or oak, these grilles snap into clips placed around the interior side of the sash and may be removed to clean the glass. These high-definition interior wood grilles are available in two different widths.



Full Divided Light (FDL) Grille



FDL grilles provide the classic look of a true divided light window. The high-definition exterior grille is made from Fibrex® material and is available in two different widths. Between the glass panes, an aluminum spacer stands slightly away from each pane to maintain thermal performance. The high-definition interior wood grille is available in hardwood, maple or oak and in two different widths, and may be permanently applied or removable.



OPTIONS, cont.


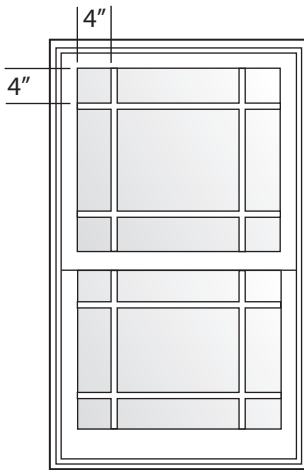
DOUBLE-HUNG WINDOW

- Available Grille Patterns – Grille pattern options include colonial, prairie, and modified prairie.



COLONIAL

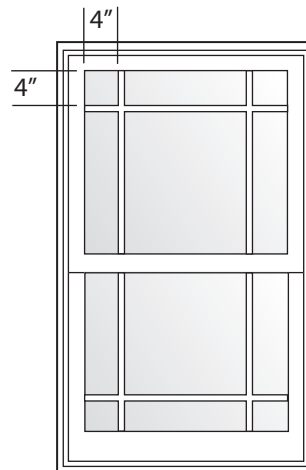
Refer to colonial pattern grilles by pattern name and “grille lites wide by grille lites high” for each sash. For the examples shown, the left window would be “colonial pattern, 3 by 2, upper and lower sash”. For the example to the right, “colonial pattern, 3 by 1 on the upper sash, no grille on the lower sash”.



PRAIRIE

Regardless of sash size, all prairie grilles intersect to form 4" squares of visible glass in the corners of the sash. Prairie grilles are available on one or both sash.

The prairie grille pattern is not available on double-hung windows narrower than 20".



MODIFIED PRAIRIE

Regardless of sash size, all modified prairie grilles intersect to form 4" squares of visible glass. Modified prairie grilles are available for one or both sash.

The modified prairie grille pattern is not available on double-hung windows narrower than 20".

OPTIONS, cont.

DOUBLE-HUNG WINDOW

- **Exterior brick mould** – Fibrex® material brick mould is available in two configurations, picture frame and traditional style, as an exterior trim option for full-frame windows. Brick mould is available on insert frame windows in picture frame style only.
- **Overfit brick mould** – Fibrex material is available as an exterior trim option for insert flat sill only windows in picture frame style.

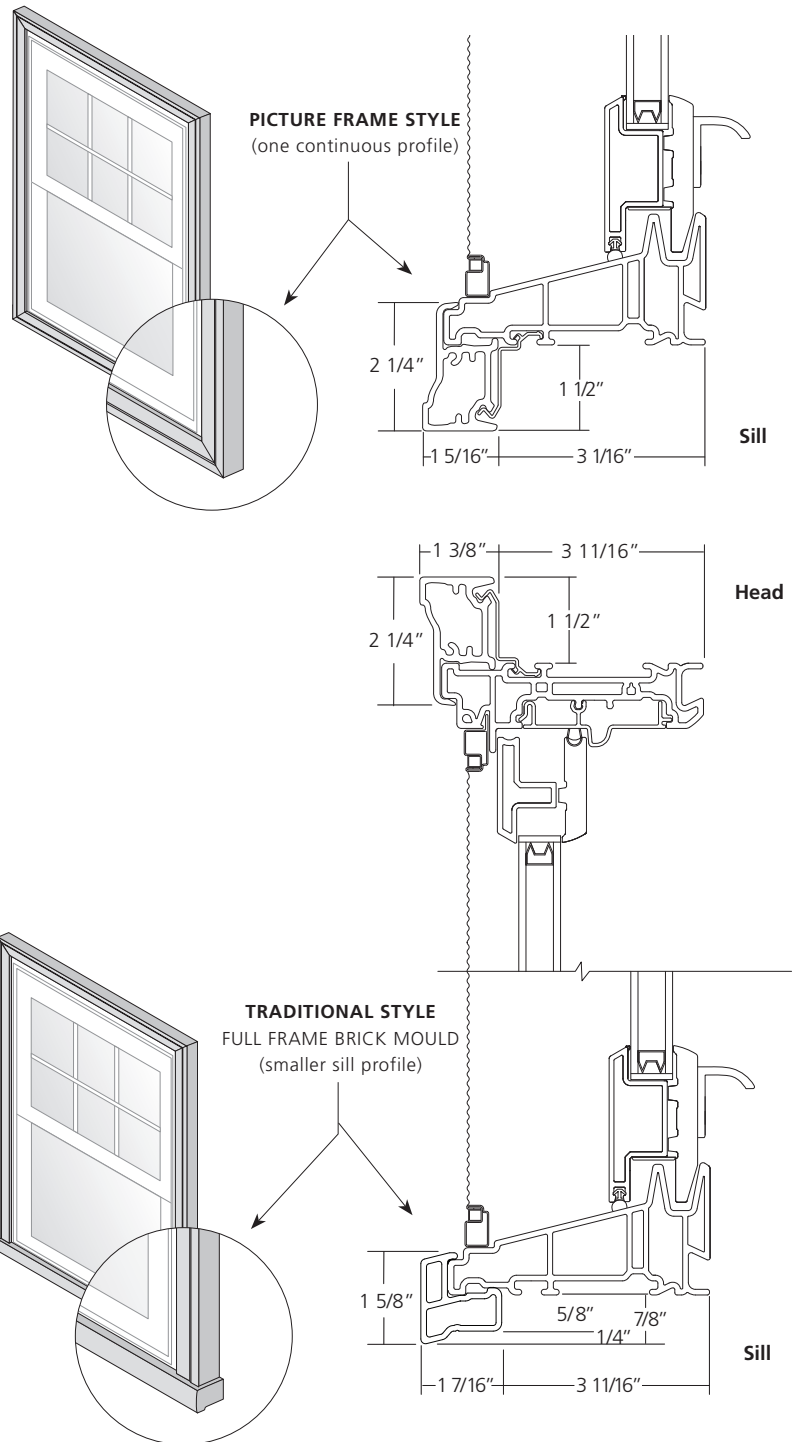
FULL-FRAME BRICK MOULD

Full-frame brick mould is available in two configurations:

- **Picture Frame Style** – The same brick mould profile is used all the way around the window.
- **Traditional Style** – A thinner sill profile that runs completely under the side brick mould pieces is used reminiscent of old, traditional window installations.

INSERT-FRAME BRICK MOULD

- **Overfit Brick Mould** – Fibrex material overfit brick mould is available as an exterior trim option for insert (flat sill only) window in picture frame style.
 - Overfit Flange
 - Chamfered Overfit Flange



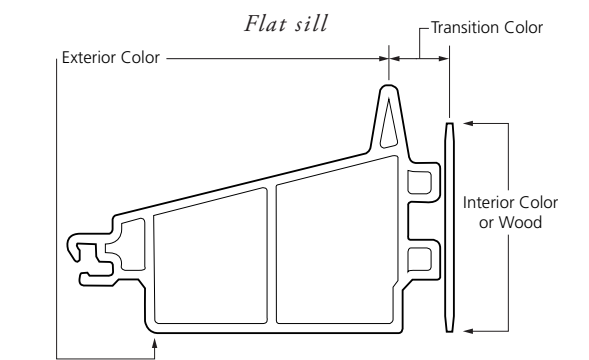
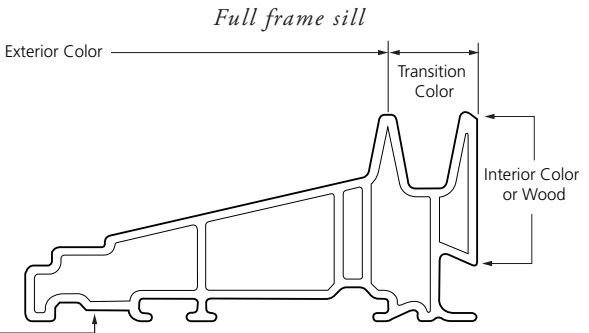
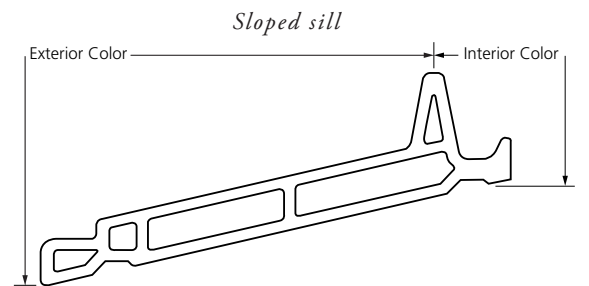
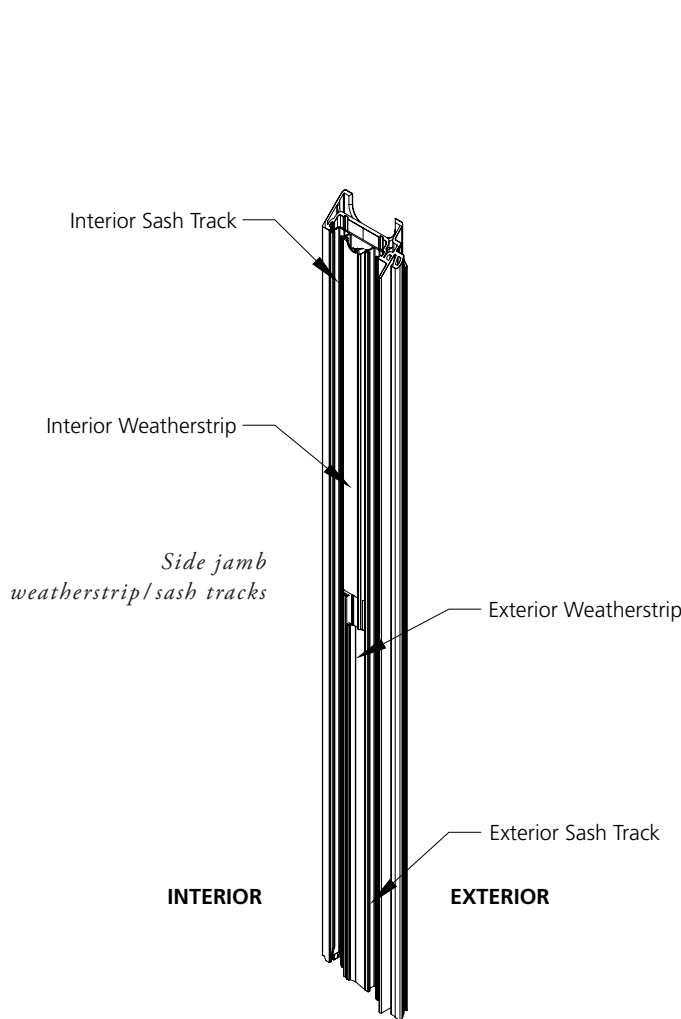
WINDOW COMPONENT COLOR COMBINATION CHART

DOUBLE-HUNG WINDOW

| | Window Color | | Interior and Exterior Colors (Exterior/Transition/Interior) | | | | Components | | Grille Between Glass | | Interior Wood & Full Divided Light | | Headliner | | Side Jamb Components | |
|--------------------------|--------------|--------------|--|-----------------------------------|-----------------------------------|---------------------|-------------|--------------|----------------------|--------------|---------------------------------------|--------------|--------------|----------------|----------------------|--|
| | Exterior | Interior | Sloped Sill | Flat Sill | Full Frame Sill | Insect Screen Frame | Hardware | Exterior | Interior | Exterior | Interior | Exterior | Interior | Lower Exterior | Upper Interior | |
| Single Color | White | White | White/White | White/White/White | White/White/White | White | White | White | White | White | White | White | White | White/White | White/White | |
| | Canvas | Canvas | Canvas/Canvas | Canvas/Canvas/Canvas | Canvas/Canvas/Canvas | Canvas | Canvas | Canvas | Canvas | Canvas | Canvas | Canvas | Canvas | White/White | White/White | |
| | Sandtone | Sandtone | Sandtone/Sandtone | Sandtone/Sandtone/Sandtone | Sandtone/Sandtone/Sandtone | Sandtone | Stone | Sandtone | Sandtone | Sandtone | Sandtone | Sandtone | Sandtone | Gray/Gray | Gray/Gray | |
| | Terratone | Terratone | Terratone/Terratone | Terratone/Terratone/Terratone | Terratone/Terratone/Terratone | Terratone | Stone | Terratone | Terratone | Terratone | Terratone | Terratone | Terratone | Gray/Gray | Gray/Gray | |
| | Dark Bronze | Dark Bronze | Dark Bronze/Terratone | Dark Bronze/Terratone/Dark Bronze | Dark Bronze/Terratone/Dark Bronze | Dark Bronze | Dark Bronze | Dark Bronze | Dark Bronze | Dark Bronze | Dark Bronze | Dark Bronze | Dark Bronze | Gray/Gray | Gray/Gray | |
| Dual Color | White | White | White/White | White/White/White | White/White/White | White | White | White | White | White | White | White | White | White/White | White/White | |
| | Canvas | Canvas | Canvas/Canvas | Canvas/Canvas/Canvas | Canvas/Canvas/Canvas | Canvas | Canvas | Canvas | Canvas | Canvas | Canvas | Canvas | Canvas | White/White | White/White | |
| | Sandtone | Sandtone | Sandtone/Sandtone | Sandtone/Sandtone/Sandtone | Sandtone/Sandtone/Sandtone | Sandtone | Stone | Sandtone | Sandtone | Sandtone | Sandtone | Sandtone | Sandtone | Gray/Gray | Gray/Gray | |
| | Terratone | Terratone | Terratone/Terratone | Terratone/Terratone/Terratone | Terratone/Terratone/Terratone | Terratone | Stone | Terratone | Terratone | Terratone | Terratone | Terratone | Terratone | Gray/Gray | Gray/Gray | |
| | Cocoa Bean | Cocoa Bean | Cocoa Bean/Canvas | Cocoa Bean/Canvas/White | Cocoa Bean/White/White | Cocoa Bean | Canvas | Cocoa Bean | Cocoa Bean | Cocoa Bean | Cocoa Bean | Cocoa Bean | Cocoa Bean | Gray/Gray | Gray/Gray | |
| | Dark Bronze | Dark Bronze | Dark Bronze/Canvas | Dark Bronze/Canvas/White | Dark Bronze/White/White | Dark Bronze | Canvas | Dark Bronze | Dark Bronze | Dark Bronze | Dark Bronze | Dark Bronze | Dark Bronze | Gray/Gray | Gray/Gray | |
| | Forest Green | Forest Green | Forest Green/Canvas | Forest Green/Canvas/White | Forest Green/White/White | Forest Green | Canvas | Forest Green | Forest Green | Forest Green | Forest Green | Forest Green | Forest Green | Gray/Gray | Gray/Gray | |
| | Black | Black | Black/Canvas | Black/Canvas/White | Black/White/White | Black | Canvas | Black | Black | Black | Black | Black | Black | Gray/Gray | Gray/Gray | |
| | Red Rock | Red Rock | Red Rock/Canvas | Red Rock/Canvas/White | Red Rock/White/White | Red Rock | Canvas | Red Rock | Red Rock | Red Rock | Red Rock | Red Rock | Red Rock | Gray/Gray | Gray/White | |
| | White | Canvas | White/Canvas | White/White/Canvas | White/Canvas/Canvas | White | Canvas | White | Canvas | White | Canvas | White | Canvas | White/White | White/White | |
| Stainable Wood Interiors | White | Wood* | White/White | White/White/Wood | White/White/Wood | White | Stone | White | Sandtone | White | Wood** | Gray | Wood | White/White | Wood/White | |
| | Canvas | Canvas | Canvas/Canvas | Canvas/Canvas/Wood | Canvas/Canvas/Wood | Canvas | Canvas | Canvas | Canvas | Canvas | Canvas | Canvas | Canvas | White/White | Wood/White | |
| | Sandtone | Sandtone | Sandtone/Sandtone | Sandtone/Sandtone/Wood | Sandtone/Sandtone/Wood | Sandtone | Canvas | Sandtone | Sandtone | Sandtone | Sandtone | Sandtone | Sandtone | Gray/Gray | Wood/Gray | |
| | Terratone | Terratone | Terratone/Terratone | Terratone/Terratone/Wood | Terratone/Terratone/Wood | Terratone | Canvas | Terratone | Terratone | Terratone | Terratone | Terratone | Terratone | Gray/Gray | Wood/Gray | |
| | Cocoa Bean | Cocoa Bean | Cocoa Bean/Canvas | Cocoa Bean/Canvas/Wood | Cocoa Bean/Canvas/Wood | Cocoa Bean | Canvas | Cocoa Bean | Cocoa Bean | Cocoa Bean | Cocoa Bean | Cocoa Bean | Cocoa Bean | Gray/Gray | Wood/Gray | |
| | Dark Bronze | Dark Bronze | Dark Bronze/Canvas | Dark Bronze/Canvas/Wood | Dark Bronze/Canvas/Wood | Dark Bronze | Canvas | Dark Bronze | Dark Bronze | Dark Bronze | Dark Bronze | Dark Bronze | Dark Bronze | Gray/Gray | Wood/Gray | |
| | Forest Green | Forest Green | Forest Green/Canvas | Forest Green/Canvas/Wood | Forest Green/Canvas/Wood | Forest Green | Canvas | Forest Green | Forest Green | Forest Green | Forest Green | Forest Green | Forest Green | Gray/Gray | Wood/Gray | |
| | Black | Black | Black/Canvas | Black/Canvas/Wood | Black/Canvas/Wood | Black | Canvas | Black | Black | Black | Black | Black | Black | Gray/Gray | Wood/Gray | |
| | Red Rock | Red Rock | Red Rock/Canvas | Red Rock/Canvas/Wood | Red Rock/Canvas/Wood | Red Rock | Canvas | Red Rock | Red Rock | Red Rock | Red Rock | Red Rock | Red Rock | Gray/Gray | Wood/Gray | |

Alternative component and grille color combinations for each frame/sash color are available upon request

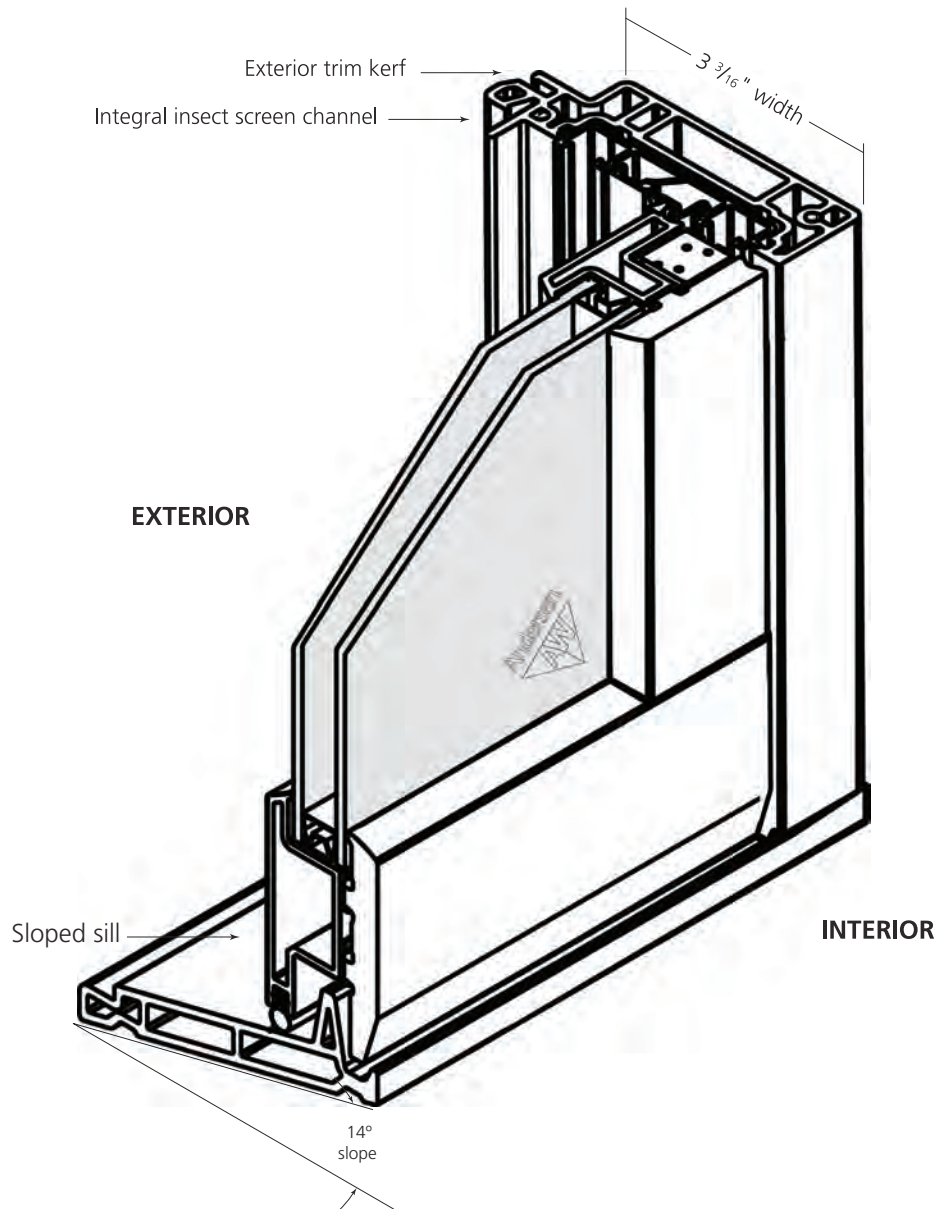
* Wood interiors available in: pine, maple and oak
 ** Pine and maple interiors will use maple species interior grilles. Oak interiors will use oak species interior grilles



SLOPED-SILL INSERT DOUBLE-HUNG WINDOW

When the old window frame is solid and/or interior or exterior trim needs to be saved, an insert window installation is appropriate. These installations are also typically less disruptive to the home. A typical installation requires removing the old sash and any interfering hardware or trim from the existing window frame.

The insert frame has an exterior trim kerf to facilitate the use of exterior trim or aluminum coil stock. The 14° sill angle and 3-3/16" frame width fit within the 3-1/4" pocket that many old window frames have.



MIN / MAX SIZES

DOUBLE-HUNG WINDOW | SLOPED SILL INSERT



Certain window sizes may have limited sash travel. Refer to the charts on the following page, or call a customer service associate, or see the RbA Extranet for detailed information on limited sash travel and egress conformity in specific window applications.



Custom check rail heights may be specified to achieve different visible sash ratios, via NSPR.

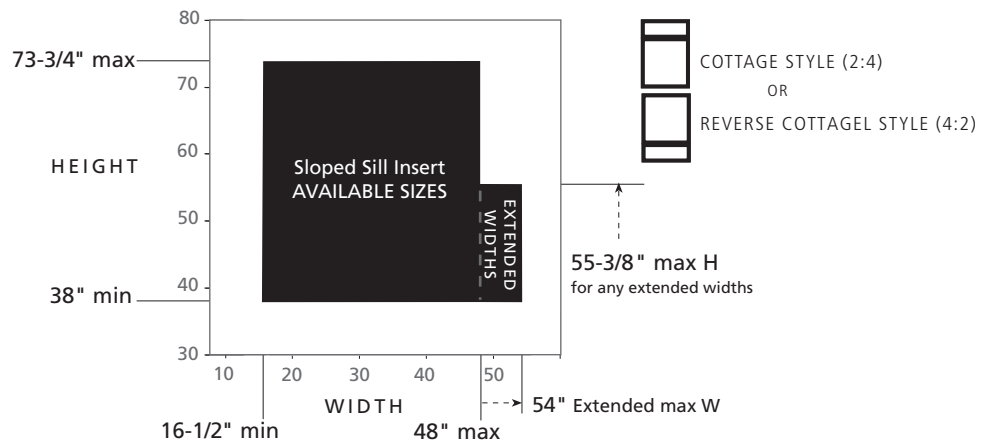
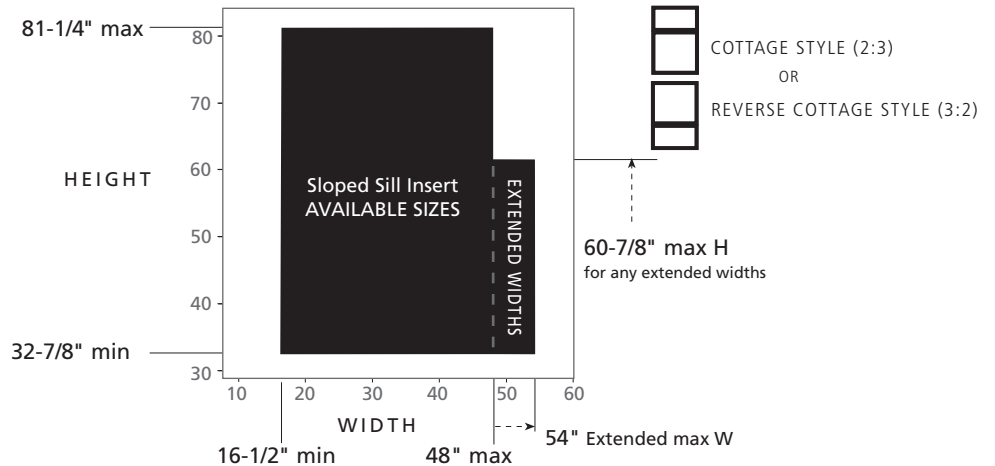
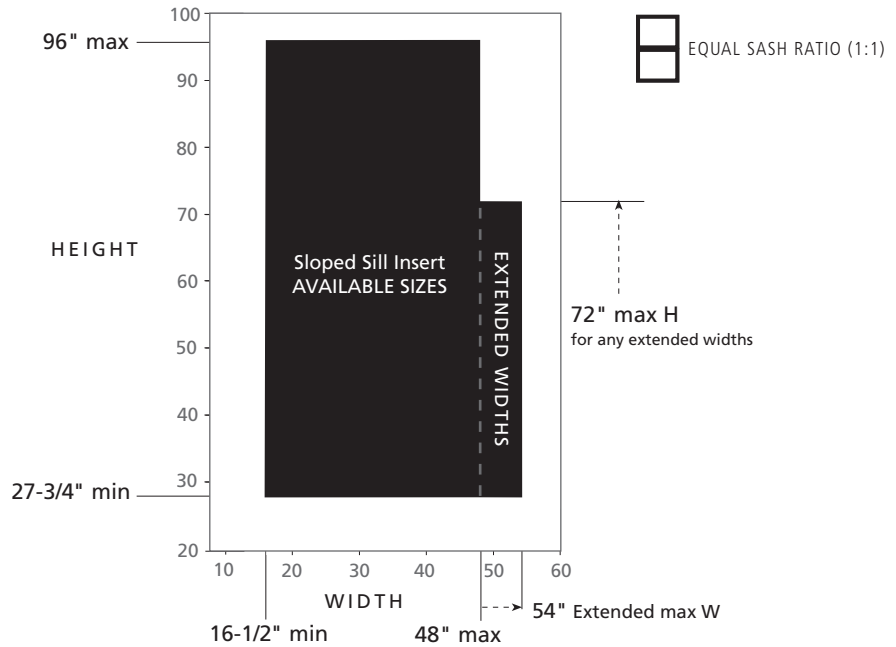
Do not confuse sash ratio and colonial grille pattern designations. Sash ratio refers to the size relationship between upper and lower sash. Grille pattern refers to the number of lites in a colonial pattern grille.

*** Two locks required on units greater than or equal to 45-9/16"**

**** Two locks not available on units narrower than 22-13/16"**

***** A second lock is available as an option for units greater than 22-13/16"**

MIN / MAX SIZES



LIMITED SASH TRAVEL AND EGRESS CONFORMITY

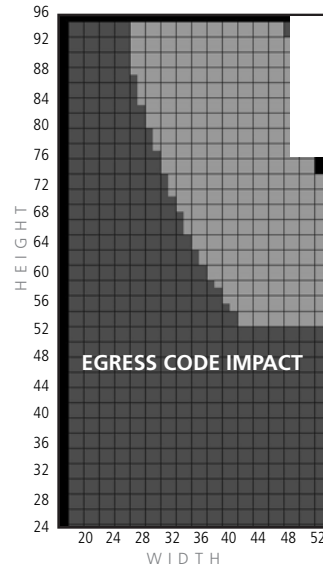

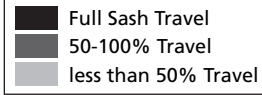
DOUBLE-HUNG WINDOW

SLOPED SILL INSERT

Use the charts in the left column to determine if unit will have limited sash travel (lower sash only).

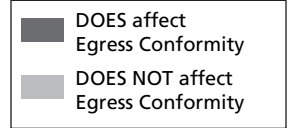
**EQUAL (1:1)
Sash Ratio**

SASH TRAVEL IMPACT




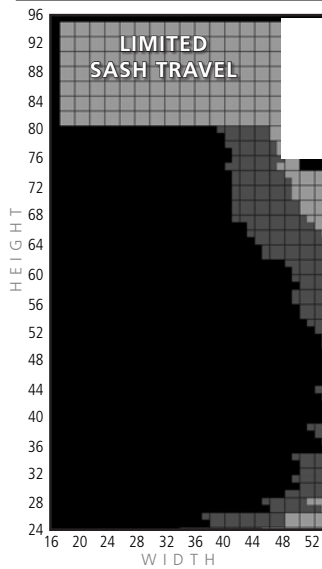
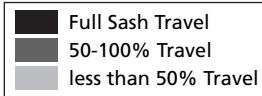
**EQUAL (1:1)
Sash Ratio**

EGRESS CONFORMITY IMPACT



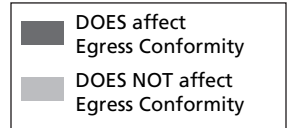
**2:3 or 3:2 Sash Ratio
COTTAGE or REVERSE
COTTAGE**

SASH TRAVEL IMPACT




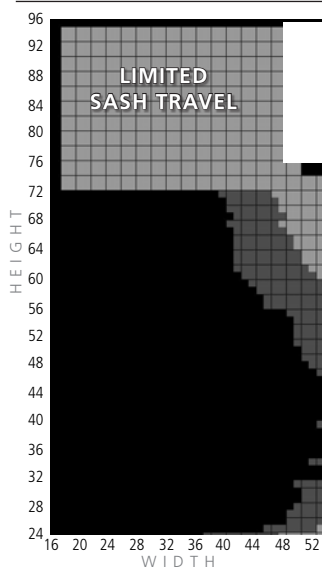
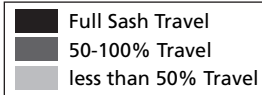
**2:3 or 3:2 Sash Ratio
COTTAGE or REVERSE
COTTAGE**

EGRESS CODE IMPACT



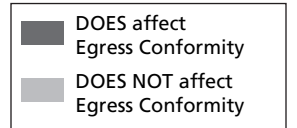
**2:4 or 4:2 Sash Ratio
COTTAGE or REVERSE
COTTAGE**

SASH TRAVEL IMPACT



**2:4 or 4:2 Sash Ratio
COTTAGE or REVERSE
COTTAGE**

EGRESS CODE IMPACT








CLEAR OPENING AND CLEAR GLASS DIMENSIONS
 DOUBLE-HUNG WINDOW | SLOPED SILL INSERT

To determine the clear opening dimensions or clear glass size of either sash, follow the steps below.

1. Determine **Unit Width (W)** and **Unit Height (H)**.



2. Determine the appropriate **Check Rail Height (CRH)**:

| Sloped Sill Double-Hung Check Rail Height (CRH) | |
|--|--|
|  EQUAL (1:1) Sash Ratio | Check Rail Height = $\left(\frac{\text{Height}}{2}\right) - 0.874$ |
|  COTTAGE (2:3) Sash Ratio | Check Rail Height = $\left(\frac{\text{Height} \times 2}{5}\right) - 0.25$ |
|  COTTAGE (2:4) Sash Ratio | Check Rail Height = $\left(\frac{\text{Height}}{3}\right) + 0.161$ |
|  REVERSE COTTAGE (3:2) Sash Ratio | Check Rail Height = $\left(\frac{\text{Height} \times 3}{5}\right) - 1.5$ |
|  REVERSE COTTAGE (4:2) Sash Ratio | Check Rail Height = $\left(\frac{\text{Height} \times 2}{3}\right) - 1.94$ |



Custom check rail heights are available upon request.

For most areas, **egress opening codes** dictate minimum clear opening width, height, and square feet. Check with your local code officials to determine the precise egress codes for each home.

3. Using the Check Rail Height (CRH) found in Step 2, calculate **Clear Opening** and/or **Clear Glass** dimensions:

| Determining Clear Opening Dimensions (to assess egress code compliance) | | | | | | | |
|---|---|---|-----------------------------|-----------------------------|-----------------------------|---------------------------------|-------------------------------------|
| CLEAR OPENING WIDTH (inches) | = Width - 3.188 | | | | | | |
| CLEAR OPENING HEIGHT (inches) | <table style="border: none;"> <tr> <td style="border: none;"> <table style="border: none;"> <tr> <td style="border: none;">EQUAL (1:1) Sash Ratio</td> <td rowspan="2" style="font-size: 3em; vertical-align: middle;">}</td> <td rowspan="2" style="border: none;">= Check Rail Height - 2.875</td> </tr> <tr> <td style="border: none;">COTTAGE (2:3 or 2:4) Sash Ratio</td> </tr> </table> </td> <td style="border: none;">= Height - Check Rail Height - 2.75</td> </tr> </table> | <table style="border: none;"> <tr> <td style="border: none;">EQUAL (1:1) Sash Ratio</td> <td rowspan="2" style="font-size: 3em; vertical-align: middle;">}</td> <td rowspan="2" style="border: none;">= Check Rail Height - 2.875</td> </tr> <tr> <td style="border: none;">COTTAGE (2:3 or 2:4) Sash Ratio</td> </tr> </table> | EQUAL (1:1) Sash Ratio | } | = Check Rail Height - 2.875 | COTTAGE (2:3 or 2:4) Sash Ratio | = Height - Check Rail Height - 2.75 |
| <table style="border: none;"> <tr> <td style="border: none;">EQUAL (1:1) Sash Ratio</td> <td rowspan="2" style="font-size: 3em; vertical-align: middle;">}</td> <td rowspan="2" style="border: none;">= Check Rail Height - 2.875</td> </tr> <tr> <td style="border: none;">COTTAGE (2:3 or 2:4) Sash Ratio</td> </tr> </table> | EQUAL (1:1) Sash Ratio | } | = Check Rail Height - 2.875 | | | COTTAGE (2:3 or 2:4) Sash Ratio | = Height - Check Rail Height - 2.75 |
| EQUAL (1:1) Sash Ratio | } | | | = Check Rail Height - 2.875 | | | |
| COTTAGE (2:3 or 2:4) Sash Ratio | | | | | | | |
| CLEAR OPENING AREA (ft²) | = $\frac{\text{Clear Opening Width} \times \text{Clear Opening Height}}{144}$ | | | | | | |

Clear Opening Widths are often called **"Egress Opening"** Dimensions.

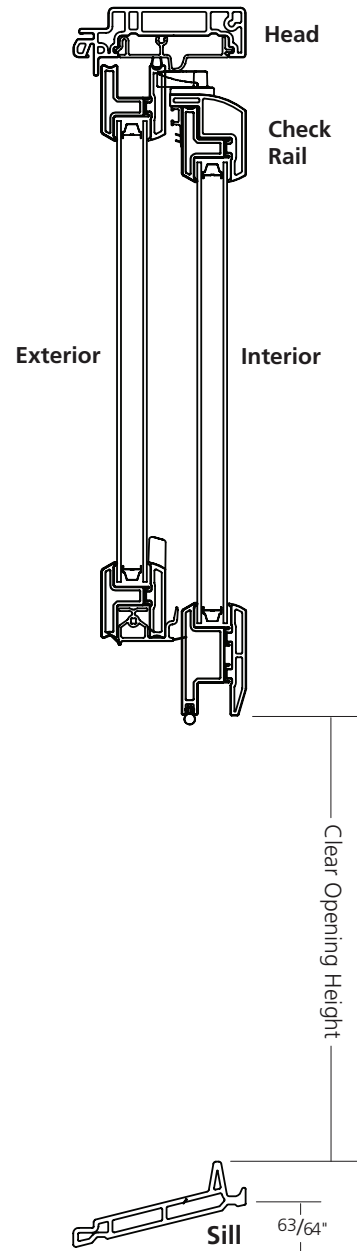
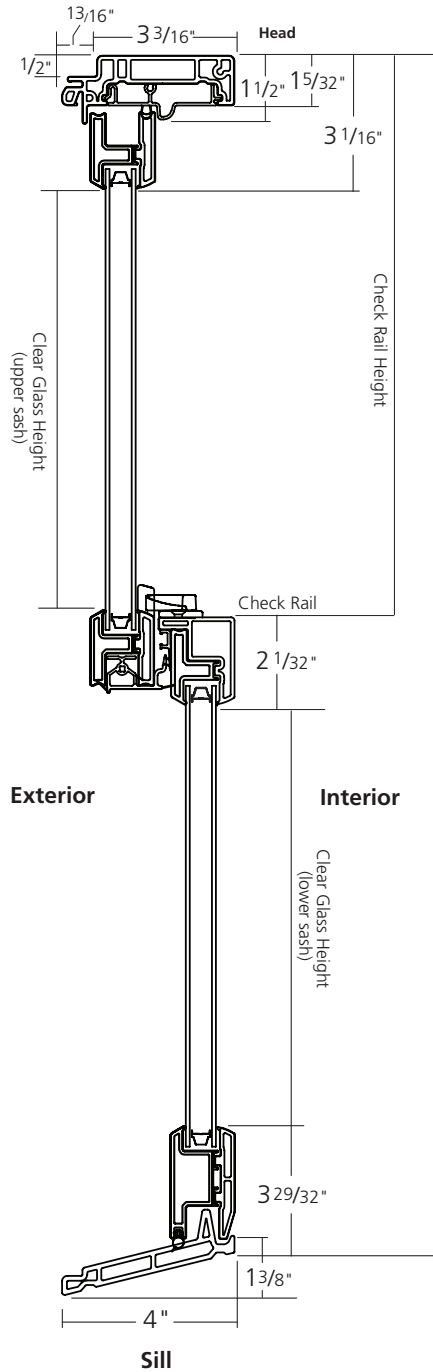
For detailed information on limited sash travel and egress conformity in specific window applications, refer to the charts on the previous page, or call a customer service associate, or see the RbA Extranet.

| Determining Clear Glass Dimensions | |
|--|--------------------------------------|
| CLEAR GLASS WIDTH (inches) | = Width - 6.0 |
| CLEAR GLASS HEIGHT (Upper sash, inches) | = Check Rail Height - 3.188 |
| CLEAR GLASS HEIGHT (Lower sash, inches) | = Height - Check Rail Height - 4.938 |

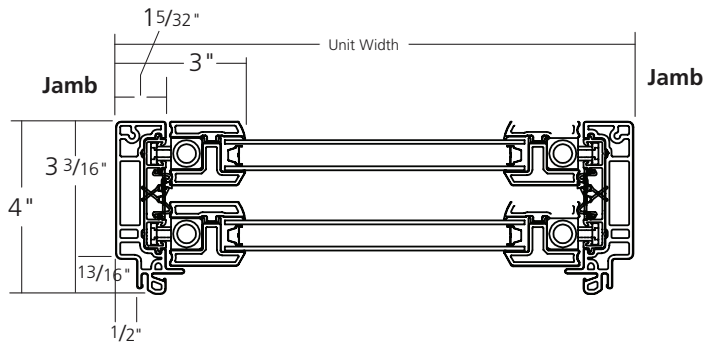
CLEAR OPENING AND CLEAR GLASS DIMENSIONS, cont.

DOUBLE-HUNG WINDOW

SLOPED SILL INSERT



Window profiles shown for measurement purposes.



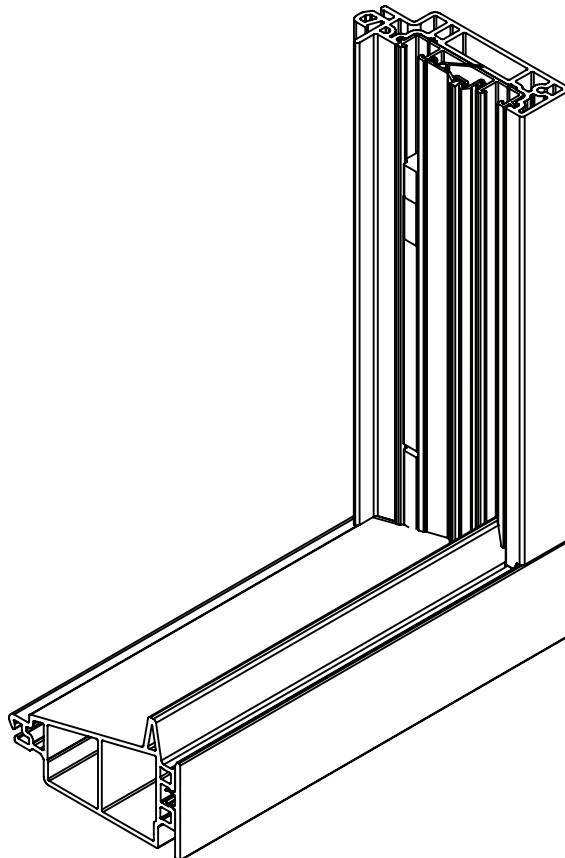
FLAT SILL INSERT DOUBLE-HUNG WINDOW

The flat sill insert double-hung window frame option is recommended when replacing existing windows that have a sill angle less than 8 degrees, when specifying an insert window frame that needs to have a flat sill to seat correctly in the opening, or when mulling multiple double-hung insert windows in an opening. It is also the window used in angle bay frames. The 3-3/16" frame width is also consistent with other insert windows to fit in a 3-3/4" pocket.

Existing window pockets must be flat. If they are not, materials must be added so that the pocket offers full support of the window frame.

As with other flat sill insert windows, the flat sill design of the insert frame double-hung window features an exterior trim kerf on all four sides of the frame, allowing for exterior Fibrex® material trim or aluminum coil stock to return to the window frame. This also facilitates mulling to other flat sill insert windows.

For measuring information, please see the *Technical Measurement Manual*. For installation methods, please see the *Product Installation Manual*.



MIN / MAX SIZES

DOUBLE-HUNG WINDOW

FLAT SILL INSERT



Certain window sizes may have limited sash travel. Refer to the charts on the following page, or call a customer service associate, or see the RbA Extranet for detailed information on limited sash travel and egress conformity in specific window applications.



Custom check rail heights can be specified to achieve different visible sash ratios. Contact the factory to confirm availability and ordering procedure.

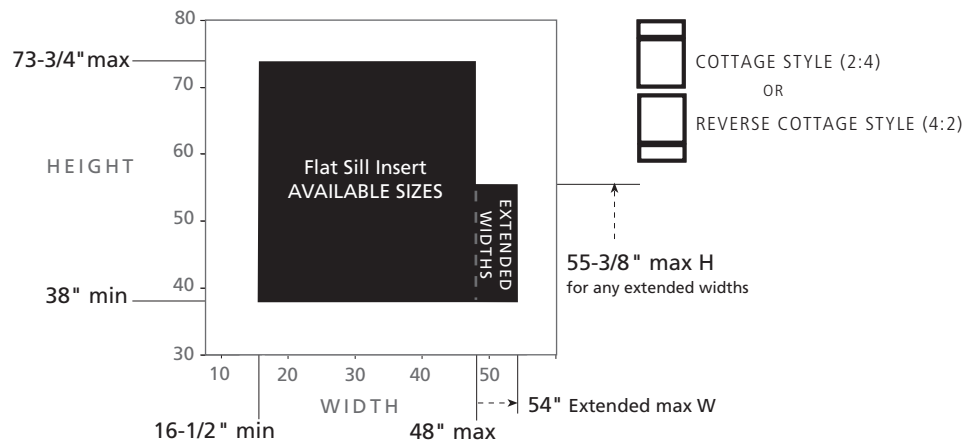
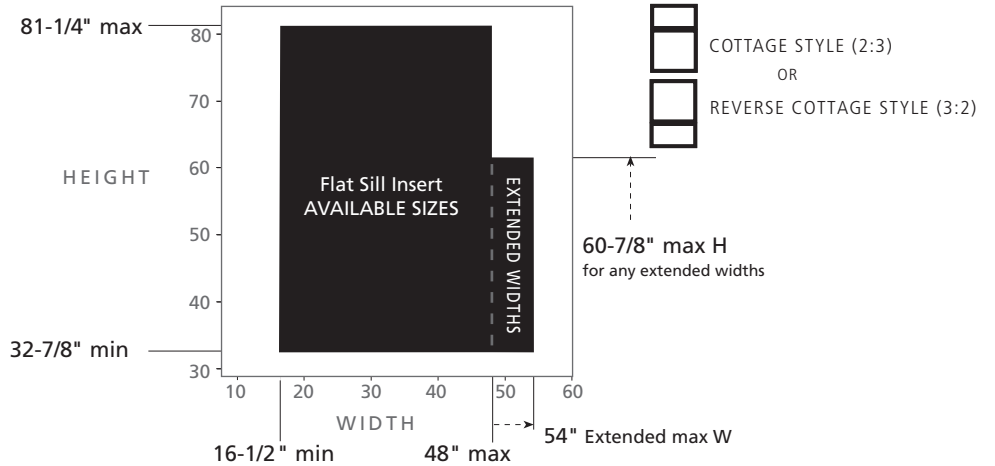
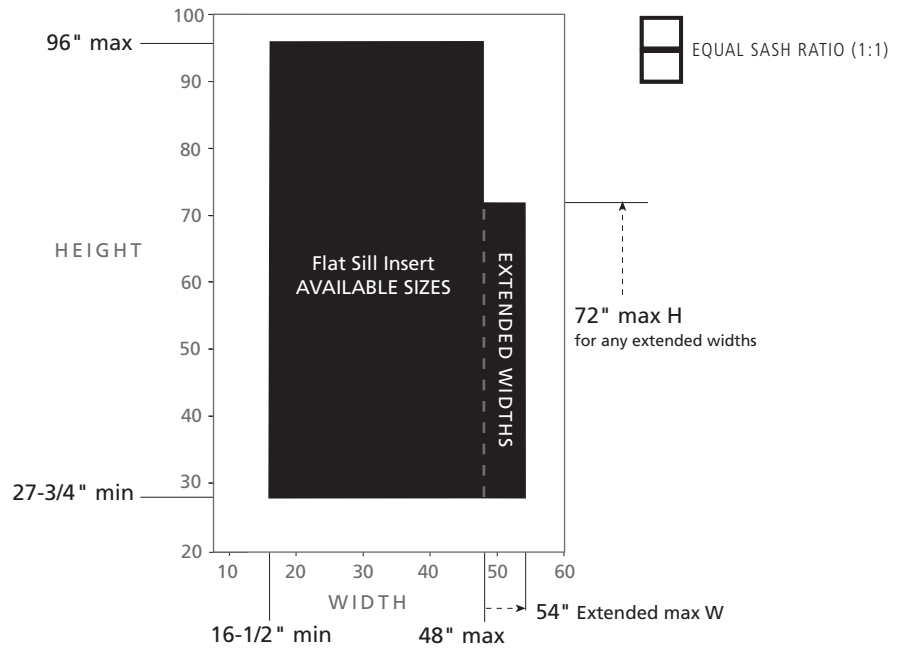
Do not confuse sash ratio and colonial grille pattern designations. Sash ratio refers to the size relationship between upper and lower sash. Grille pattern refers to the number of lites in a colonial pattern grille.

* **Two locks required on units greater than or equal to 45-9/16"**

** **Two locks not available on units narrower than 22-13/16"**

*** **A second lock is available as an option for units greater than 22-13/16"**

MIN / MAX SIZES



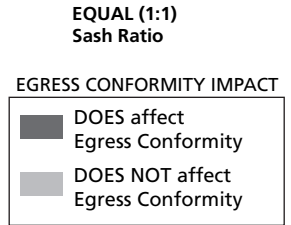
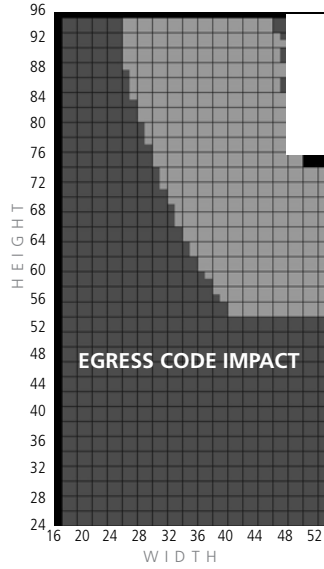

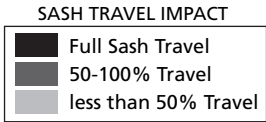
LIMITED SASH TRAVEL AND EGRESS CONFORMITY

DOUBLE-HUNG WINDOW

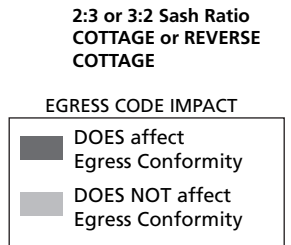
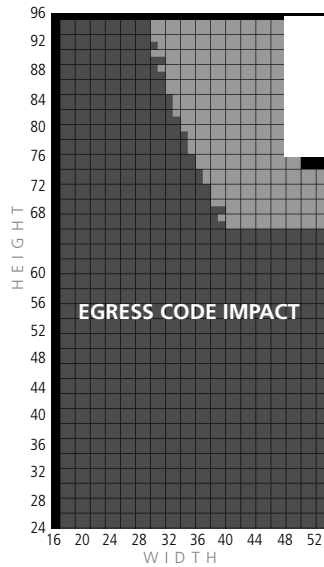

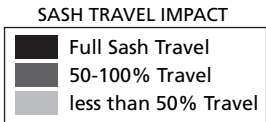
FLAT SILL INSERT

Use the charts in the left column to determine if unit will have limited sash travel (lower sash only).

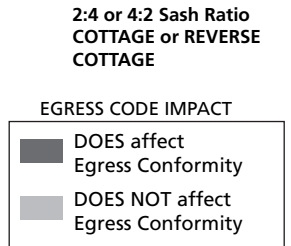

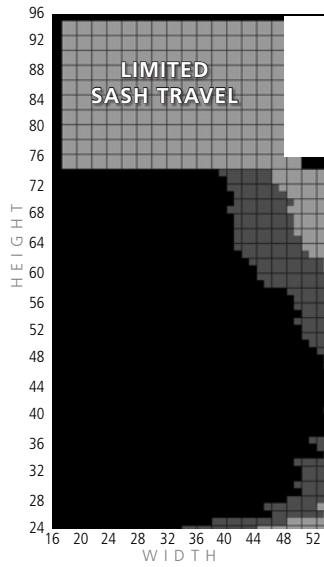
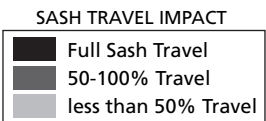
EQUAL (1:1) Sash Ratio



2:3 or 3:2 Sash Ratio COTTAGE or REVERSE COTTAGE



2:4 or 4:2 Sash Ratio COTTAGE or REVERSE COTTAGE



CLEAR OPENING AND CLEAR GLASS DIMENSIONS

DOUBLE-HUNG WINDOW






FLAT SILL INSERT

To determine the clear opening dimensions or clear glass size of either sash, follow the steps below.

1. Determine **Unit Width (W)** and **Unit Height (H)**.



2. Determine the appropriate **Check Rail Height (CRH)**:

| Flat Sill Insert Double-Hung Check Rail Height (CRH) | |
|--|---|
|  EQUAL (1:1) Sash Ratio | Check Rail Height = $\left(\frac{\text{Height}}{2}\right) - 1.663$ |
|  COTTAGE (2:3) Sash Ratio | Check Rail Height = $\left(\frac{\text{Height} \times 2}{5}\right) - 0.878$ |
|  COTTAGE (2:4) Sash Ratio | Check Rail Height = $\left(\frac{\text{Height}}{3}\right) - .365$ |
|  REVERSE COTTAGE (3:2) Sash Ratio | Check Rail Height = $\left(\frac{\text{Height} \times 3}{5}\right) - 2.449$ |
|  REVERSE COTTAGE (4:2) Sash Ratio | Check Rail Height = $\left(\frac{\text{Height} \times 2}{3}\right) - 2.992$ |



Custom check rail heights are available upon request.

For most areas, **egress opening codes** dictate minimum clear opening width, height, and square feet. Check with your local code officials to determine the precise egress codes for each home.

3. Using the Check Rail Height (CRH) found in Step 2, calculate **Clear Opening** and/or **Clear Glass** dimensions:

| Determining Clear Opening Dimensions (to assess egress code compliance) | | | | | | | | | | |
|--|--|--|---------------------------|---------------------------|---------------------------|---------------------------------|--|--|---|--------------------------------------|
| CLEAR OPENING WIDTH (inches) | = Width - 3.188 | | | | | | | | | |
| CLEAR OPENING HEIGHT (inches) | <table border="0"> <tr> <td> <table border="0"> <tr> <td>EQUAL (1:1) Sash Ratio</td> <td rowspan="2">}</td> <td rowspan="2">Check Rail Height - 2.875</td> </tr> <tr> <td>COTTAGE (2:3 or 2:4) Sash Ratio</td> </tr> </table> </td> <td></td> </tr> <tr> <td></td> <td>REVERSE COTTAGE (3:2 or 4:2) Sash Ratio</td> <td>= Height - Check Rail Height - 4.375</td> </tr> </table> | <table border="0"> <tr> <td>EQUAL (1:1) Sash Ratio</td> <td rowspan="2">}</td> <td rowspan="2">Check Rail Height - 2.875</td> </tr> <tr> <td>COTTAGE (2:3 or 2:4) Sash Ratio</td> </tr> </table> | EQUAL (1:1) Sash Ratio | } | Check Rail Height - 2.875 | COTTAGE (2:3 or 2:4) Sash Ratio | | | REVERSE COTTAGE (3:2 or 4:2) Sash Ratio | = Height - Check Rail Height - 4.375 |
| <table border="0"> <tr> <td>EQUAL (1:1) Sash Ratio</td> <td rowspan="2">}</td> <td rowspan="2">Check Rail Height - 2.875</td> </tr> <tr> <td>COTTAGE (2:3 or 2:4) Sash Ratio</td> </tr> </table> | EQUAL (1:1) Sash Ratio | } | Check Rail Height - 2.875 | | | COTTAGE (2:3 or 2:4) Sash Ratio | | | | |
| EQUAL (1:1) Sash Ratio | } | | | Check Rail Height - 2.875 | | | | | | |
| COTTAGE (2:3 or 2:4) Sash Ratio | | | | | | | | | | |
| | REVERSE COTTAGE (3:2 or 4:2) Sash Ratio | = Height - Check Rail Height - 4.375 | | | | | | | | |
| CLEAR OPENING AREA (ft²) | = $\frac{\text{Clear Opening Width} \times \text{Clear Opening Height}}{144}$ | | | | | | | | | |

Clear Opening Widths are often called **"Egress Opening"** Dimensions.

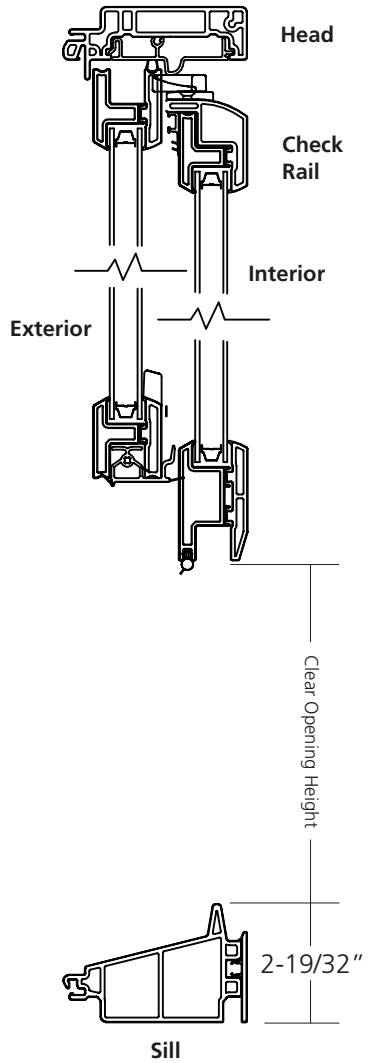
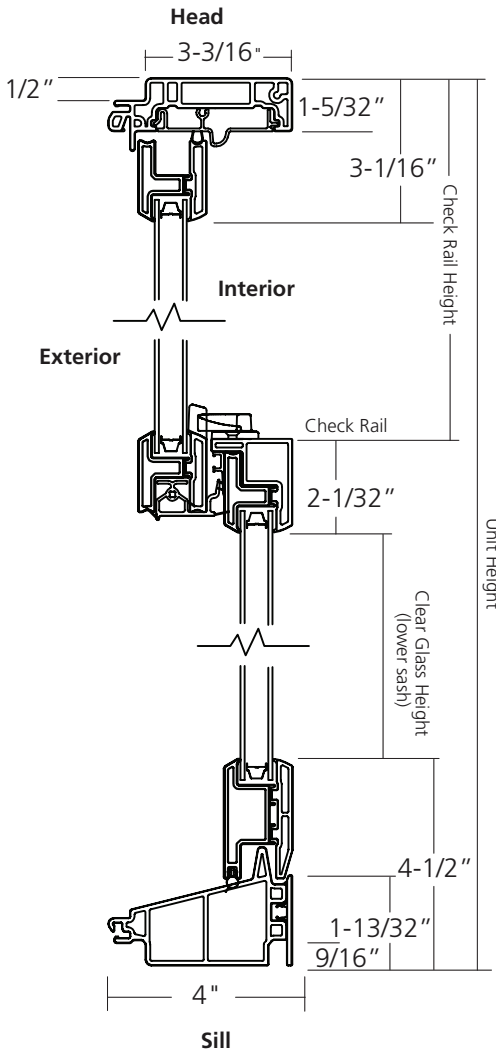
For detailed information on limited sash travel and egress conformity in specific window applications, refer to the charts on the previous page, or call a customer service associate, or see the RbA Extranet.

| Determining Clear Glass Dimensions | |
|--|--------------------------------------|
| CLEAR GLASS WIDTH (inches) | = Width - 6.0 |
| CLEAR GLASS HEIGHT (Upper sash, inches) | = Check Rail Height - 3.188 |
| CLEAR GLASS HEIGHT (Lower sash, inches) | = Height - Check Rail Height - 6.521 |

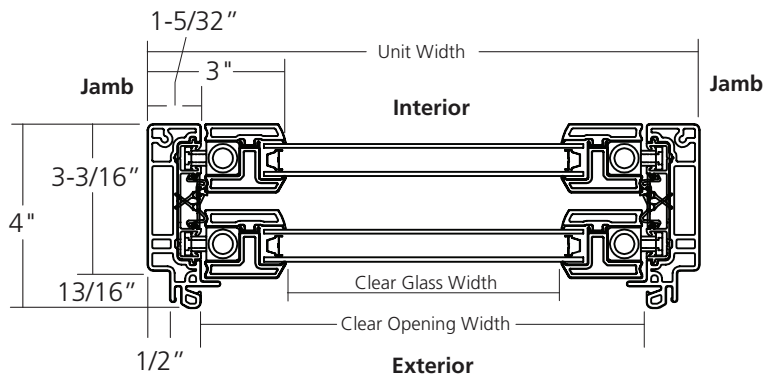
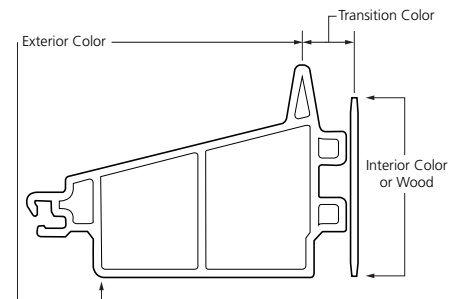
CLEAR OPENING AND CLEAR GLASS DIMENSIONS, cont.

DOUBLE-HUNG WINDOW

FLAT SILL INSERT



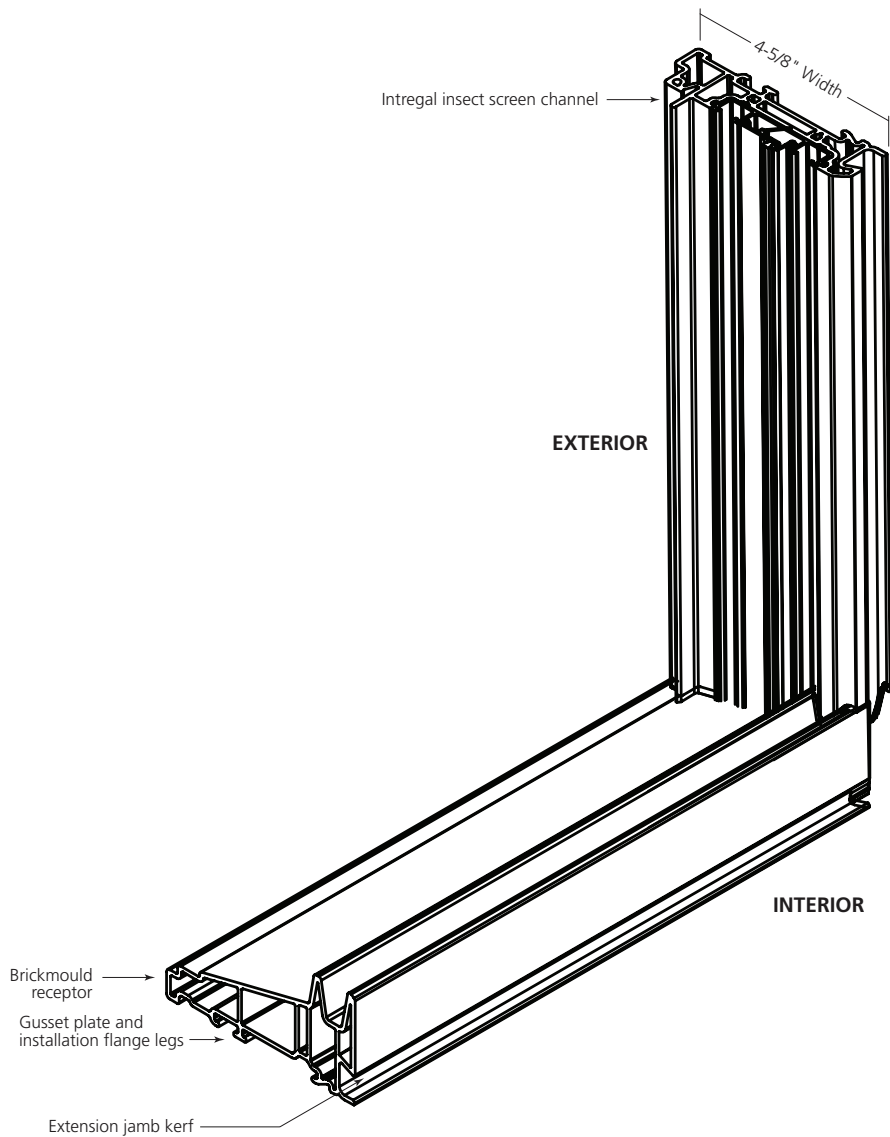
Flat sill insert interior and exterior colors



Window profiles shown for measurement purposes.

FULL-FRAME DOUBLE-HUNG WINDOW

The full-frame double-hung window is a complete window that includes a full frame and sash. It works well in replacement situations where the old window frame is deteriorated beyond repair or when the existing window frame doesn't allow for a double-hung insert window to be installed, such as old wood casement or metal frames. Frame will also accommodate exterior and interior trim options. See page 3-10.



MIN / MAX SIZES

DOUBLE-HUNG WINDOW | FULL FRAME



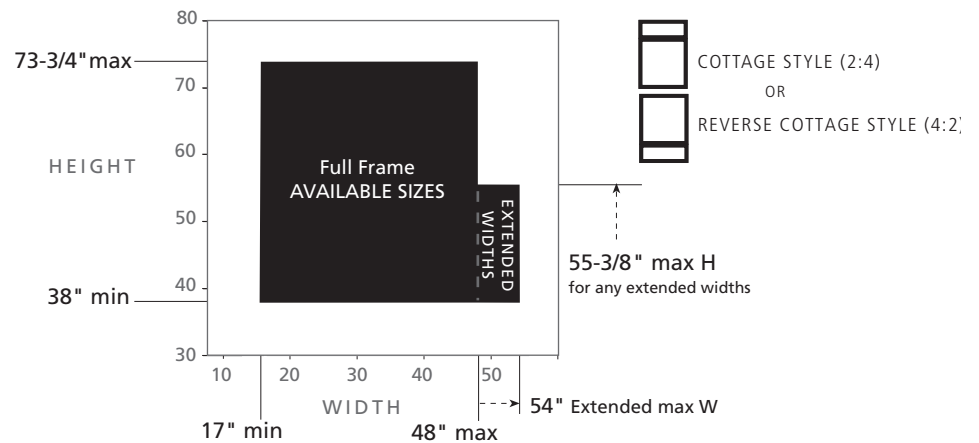
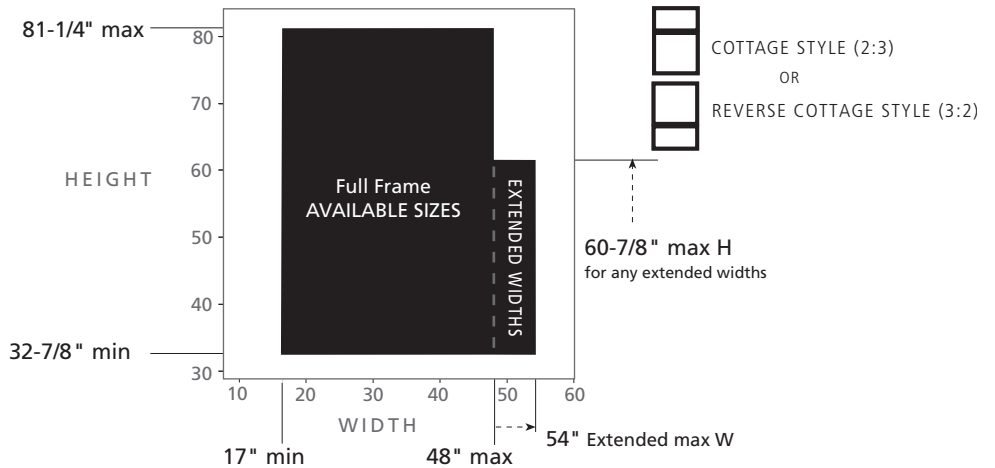
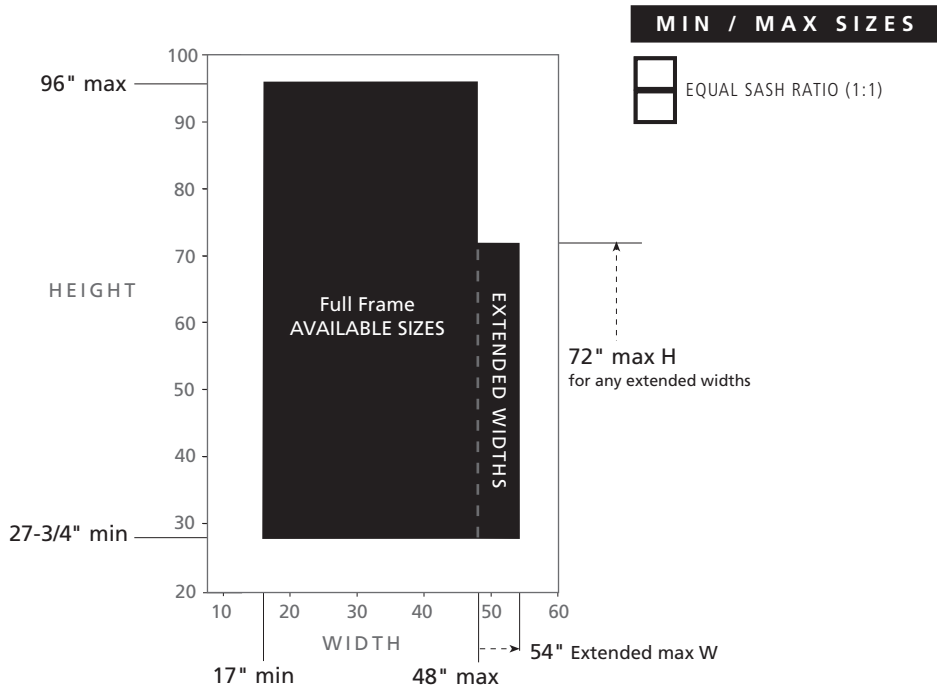
Certain window sizes may have limited sash travel. Refer to the charts on the following page, or call a customer service associate, or see the RbA Extranet for detailed information on limited sash travel and egress conformity in specific window applications.



Custom check rail heights can be specified to achieve different visible sash ratios. Contact the factory to confirm availability and ordering procedure.

Do not confuse sash ratio and colonial grille pattern designations. Sash ratio refers to the size relationship between upper and lower sash. Grille pattern refers to the number of lites in a colonial pattern grille.

- * **Two locks required on units greater than or equal to 45-9/16"**
- ** **Two locks not available on units narrower than 22-13/16"**
- *** **A second lock is available as an option for units greater than 22-13/16"**



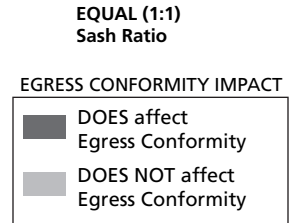
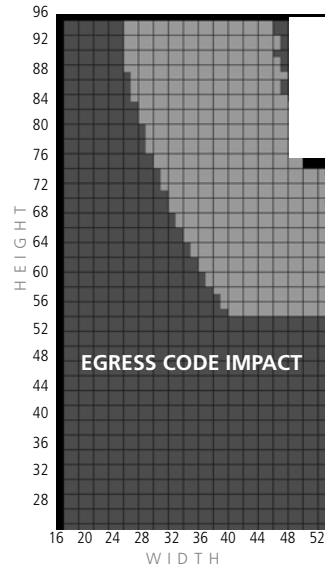

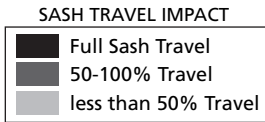
LIMITED SASH TRAVEL AND EGRESS CONFORMITY

DOUBLE-HUNG WINDOW

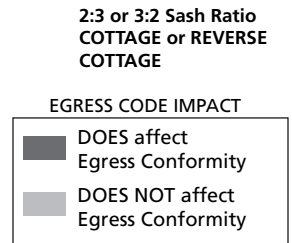


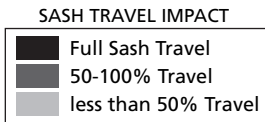
FULL FRAME

Use the charts in the left column to determine if unit will have limited sash travel (lower sash only).

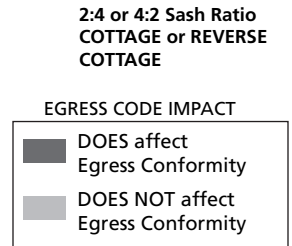
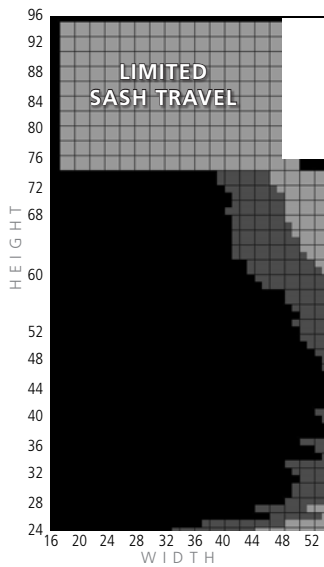
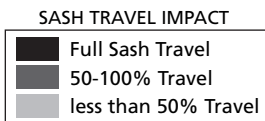
EQUAL (1:1) Sash Ratio



2:3 or 3:2 Sash Ratio COTTAGE or REVERSE COTTAGE



2:4 or 4:2 Sash Ratio COTTAGE or REVERSE COTTAGE



CLEAR OPENING AND CLEAR GLASS DIMENSIONS

DOUBLE-HUNG WINDOW






FULL FRAME

To determine the clear opening dimensions or clear glass size of either sash, follow the steps below.

1. Determine **Unit Width (W)** and **Unit Height (H)**.



2. Determine the appropriate **Check Rail Height (CRH)**:

| Full Frame Double-Hung Check Rail Height (CRH) | |
|--|---|
|  EQUAL (1:1) Sash Ratio | Check Rail Height = $\left(\frac{\text{Height}}{2}\right) - 1.536$ |
|  COTTAGE (2:3) Sash Ratio | Check Rail Height = $\left(\frac{\text{Height} \times 2}{5}\right) - 0.776$ |
|  COTTAGE (2:4) Sash Ratio | Check Rail Height = $\left(\frac{\text{Height}}{3}\right) - .276$ |
|  REVERSE COTTAGE (3:2) Sash Ratio | Check Rail Height = $\left(\frac{\text{Height} \times 3}{5}\right) - 2.295$ |
|  REVERSE COTTAGE (4:2) Sash Ratio | Check Rail Height = $\left(\frac{\text{Height} \times 2}{3}\right) - 2.815$ |



Custom check rail heights are available upon request.

For most areas, **egress opening codes** dictate minimum clear opening width, height, and square feet. Check with your local code officials to determine the precise egress codes for each home.

3. Using the Check Rail Height (CRH) found in Step 2, calculate **Clear Opening** and/or **Clear Glass** dimensions:

| Determining Clear Opening Dimensions (to assess egress code compliance) | | | | | | |
|--|---|------------------------|-------------------------------|---------------------------------|---|--------------------------------------|
| CLEAR OPENING WIDTH (inches) | = Width - 3.188 | | | | | |
| CLEAR OPENING HEIGHT (inches) | <table border="0"> <tr> <td>EQUAL (1:1) Sash Ratio</td> <td rowspan="2">} = Check Rail Height - 2.875</td> </tr> <tr> <td>COTTAGE (2:3 or 2:4) Sash Ratio</td> </tr> <tr> <td>REVERSE COTTAGE (3:2 or 4:2) Sash Ratio</td> <td>= Height - Check Rail Height - 4.125</td> </tr> </table> | EQUAL (1:1) Sash Ratio | } = Check Rail Height - 2.875 | COTTAGE (2:3 or 2:4) Sash Ratio | REVERSE COTTAGE (3:2 or 4:2) Sash Ratio | = Height - Check Rail Height - 4.125 |
| EQUAL (1:1) Sash Ratio | } = Check Rail Height - 2.875 | | | | | |
| COTTAGE (2:3 or 2:4) Sash Ratio | | | | | | |
| REVERSE COTTAGE (3:2 or 4:2) Sash Ratio | = Height - Check Rail Height - 4.125 | | | | | |
| CLEAR OPENING AREA (ft²) | = $\frac{\text{Clear Opening Width} \times \text{Clear Opening Height}}{144}$ | | | | | |

Clear Opening Widths are often called **"Egress Opening"** Dimensions.

For detailed information on limited sash travel and egress conformity in specific window applications, refer to the charts on the previous page, or call a customer service associate, or see the RbA Extranet.

| Determining Clear Glass Dimensions | |
|--|--------------------------------------|
| CLEAR GLASS WIDTH (inches) | = Width - 6.0 |
| CLEAR GLASS HEIGHT (Upper sash, inches) | = Check Rail Height - 3.188 |
| CLEAR GLASS HEIGHT (Lower sash, inches) | = Height - Check Rail Height - 6.266 |

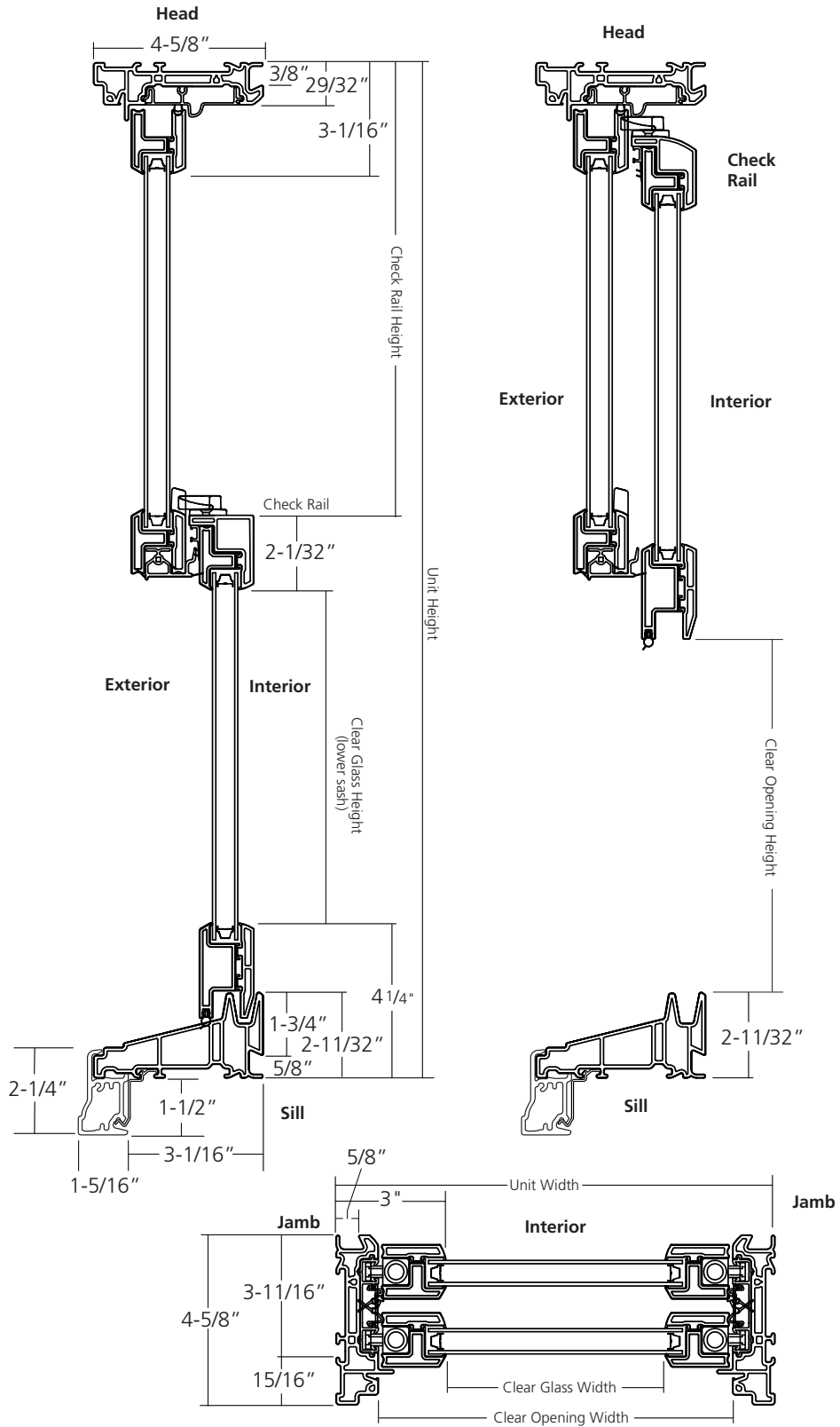
CLEAR OPENING AND CLEAR GLASS DIMENSIONS, cont.

DOUBLE-HUNG WINDOW

FULL FRAME



Brickmould and window profiles shown for measurement purposes.

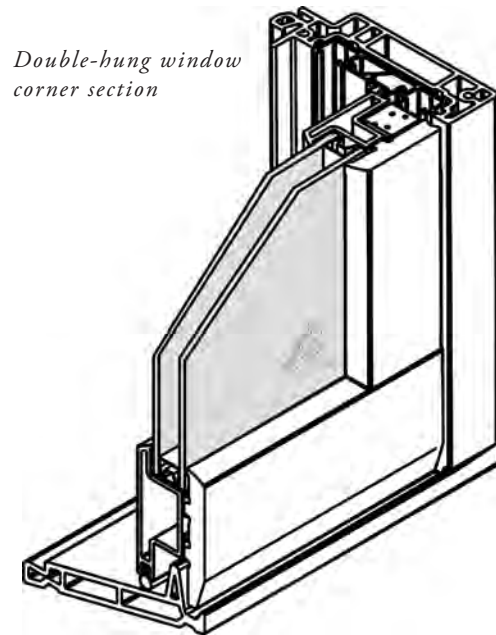


DOUBLE-HUNG WINDOW AND RELATED PATENTS

DOUBLE-HUNG WINDOW

- Double-Hung Window - U.S. Patent Number: Des. 394,115

The ornamental design for a double-hung window.



DOUBLE-HUNG WINDOW AND RELATED PATENTS, cont.

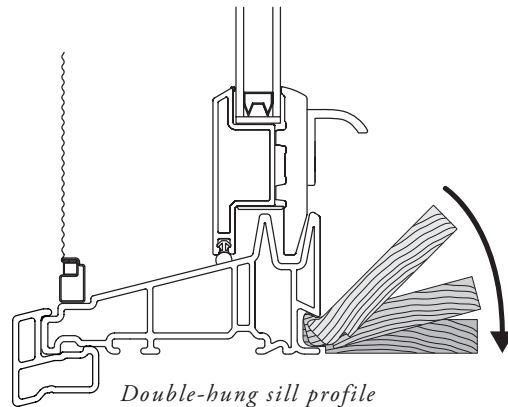
DOUBLE-HUNG WINDOW

- Extension Jamb – U.S. Patent Number: Des. 5,555,684

An extension jamb extends the depth of a frame to accept a replacement window. Our patented design improves the standard method of securing the jambs to the window frame with glue or nails, which is the method used by many manufacturers.

The design creates a snap-in fit of the extension jamb into the window frame. This is aesthetically more pleasing and eliminates problems with staining and finishing that may occur with glue or nail holes.

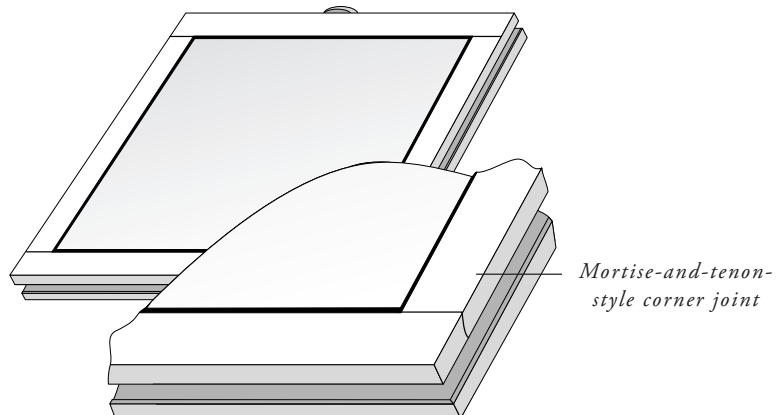
Installing an extension jamb



Double-hung sill profile

- Joint Structure (Mortise/Tenon) – U.S. Patent Number: Des. 5,603,585

Renewal by Andersen® has a patented design and manufacturing method to make a welded corner with the appearance of a traditional, hand-crafted mortise-and-tenon joint. By end-cutting the sash members in a unique way, we provide a welded corner on the exterior surface of the sash that provides strength and excellent weathertight construction, while the interior portion of the sash parts are joined to create a mortise-and-tenon-style corner joint. This marriage of function and traditional window style is unique in the window replacement industry.



Mortise-and-tenon-style corner joint



Ruthanne Fuller
Mayor

City of Newton, Massachusetts
Department of Planning and Development
1000 Commonwealth Avenue Newton, Massachusetts 02459

Telephone
(617) 796-1120
Telefax
(617) 796-1086
www.newtonma.gov

Barney S. Heath
Director

APPLICATION FOR LOCAL HISTORIC DISTRICT CERTIFICATE OF
APPROPRIATENESS, NON-APPLICABILITY, OR HARDSHIP

DATE RECEIVED: 11-23-2020 PROJECT #: 20110050

PROJECT ADDRESS: 29 Fern St. Unit #1 Auburndale 02466

PROJECT INFORMATION

IS THE PROPERTY AND/OR STRUCTURE DESIGNATED (check all that apply):

- LOCAL HISTORIC DISTRICT LOCAL LANDMARK NATIONAL REGISTER SITE

(Depending on how a property is designated, different Newton City Ordinances may apply.)

NAME OF LOCAL HISTORIC DISTRICT: Auburndale

TYPE OF STRUCTURE(S) AFFECTED (Check all that apply):

- HOUSE FENCE GARAGE NON-RESIDENTIAL BUILDING SHED
 SIGN WALL OTHER

IF OTHER, PLEASE DESCRIBE: INSTALLING FRENCH OR SLIDING DOOR AND DECK

WHAT YEAR WAS THE STRUCTURE BUILT (IF KNOWN): 1900

TYPE OF PROPOSED WORK (Check all that apply):

- ADDITION ALTERATION DEMOLITION NEW CONSTRUCTION REPAIR
 REPLACEMENT OTHER

IF OTHER, PLEASE DESCRIBE: _____

DESCRIBE SCOPE OF WORK:

INSTALLING FRENCH DOORS OR SLIDING DOOR OPENING ON TO
A DECK. A TEMPORARY RAMP

BRIEFLY DESCRIBE THE HISTORY OF THE PROPERTY (IF KNOWN):

I KNOW VERY LITTLE. I PURCHASED THE PROPERTY IN 2014.

THIS APPLICATION FORM MUST BE ACCOMPANIED BY A GENERAL PERMIT APPLICATION FORM AND BY THE REQUIRED SUBMISSION MATERIALS IDENTIFIED ON THE LOCAL HISTORIC DISTRICT APPLICATION REQUIREMENTS SHEET. INCOMPLETE OR INACCURATE APPLICATIONS WILL NOT BE ACCEPTED.

THE COVER PAGE AND THE INSTRUCTIONS ON THE BACK OF THE APPLICATION FORMS HAVE ADDITIONAL INFORMATION ABOUT THE APPLICATION INTAKE AND REVIEW PROCESS, AND THE HARD COPY REQUIREMENTS.



City of Newton, Massachusetts
 Department of Planning and Development
 1000 Commonwealth Avenue Newton, Massachusetts 02459

Telephone
 (617) 996-1170
 Telefax
 (617) 996-1086
 www.newtonma.gov

Ruthanne Fuller
 Mayor

Barney Heath
 Director

GENERAL PERMIT APPLICATION

PROJECT #: 20110050 ZONING DISTRICT: Auburndale DATE RECEIVED: 11-23-2020

PROJECT DESCRIPTION:

SLIPING OF FRENCH DOOR
 DECK - RAMP

PROPERTY LOCATION INFORMATION

STREET ADDRESS: 29 Fern St. #1 CITY/ZIP: Auburndale 02466

LEGAL DESCRIPTION (SECTION, BLOCK, LOT): _____

PROPERTY OWNER INFORMATION

NAME: Dennis Howard PHONE: 617-595-1521 ALT. PHONE: _____
 MAILING ADDRESS: 29 Fern St. #1 E-MAIL ADDRESS: dennisghoward@gmail.com

PROPERTY OWNER CONSENT

I am (we are) the owner(s) of the property subject to this application and I (we) consent as follows:

- This application for a land use permit or administrative approval for development on my (our) property is made with my permission.
- I (we) grant permission for officials and employees of the City of Newton to access my property for the purposes of this application.

X Dennis M. Howard 23 November 2020
 (Property Owner Signature) (Date)

X _____ (Date)

NOTICE: The City of Newton staff may need access to the subject property during regular business hours and will attempt to contact the applicant/agent prior to any visit. Further, members of a regulatory authority of the city may visit the property as well.

APPLICANT / AGENT INFORMATION

NAME: Dennis M. Howard PHONE: 617-595-1521 ALT. PHONE: _____
 MAILING ADDRESS: 29 Fern St. #1 E-MAIL ADDRESS: dennisghoward@gmail.com

X Dennis M. Howard 23 November 2020
 (Applicant/Agent Signature) (Date)

NOTICE: The applicant/agent is the primary contact and may be any individual representing the establishment or property owner. The applicant/agent must also be legally authorized to make decisions on behalf of the Property Owner(s) in regards to the application.

----- OFFICE USE ONLY BELOW THIS LINE -----

CHECK APPROPRIATE PERMIT OR REVIEW PROCESS (CHECK ALL BEING SUBMITTED)

| | | | |
|--------------------------|-----------------------------------|-------------------------------------|--------------------------------|
| <input type="checkbox"/> | Zoning Review Application | <input type="checkbox"/> | Comprehensive Permit |
| <input type="checkbox"/> | Administrative Site Plan Review | <input type="checkbox"/> | Variance Application |
| <input type="checkbox"/> | Sign Permit | <input checked="" type="checkbox"/> | Historic Preservation Review |
| <input type="checkbox"/> | Special Permit/Site Plan Approval | <input type="checkbox"/> | Conservation Commission Review |
| <input type="checkbox"/> | Fence Appeal | <input type="checkbox"/> | Other, describe _____ |

Comments: _____

PERMIT INTAKE INITIALS
 AND DATE STAMP

NOTE: This form MUST accompany all other Department of Planning and Development applications.

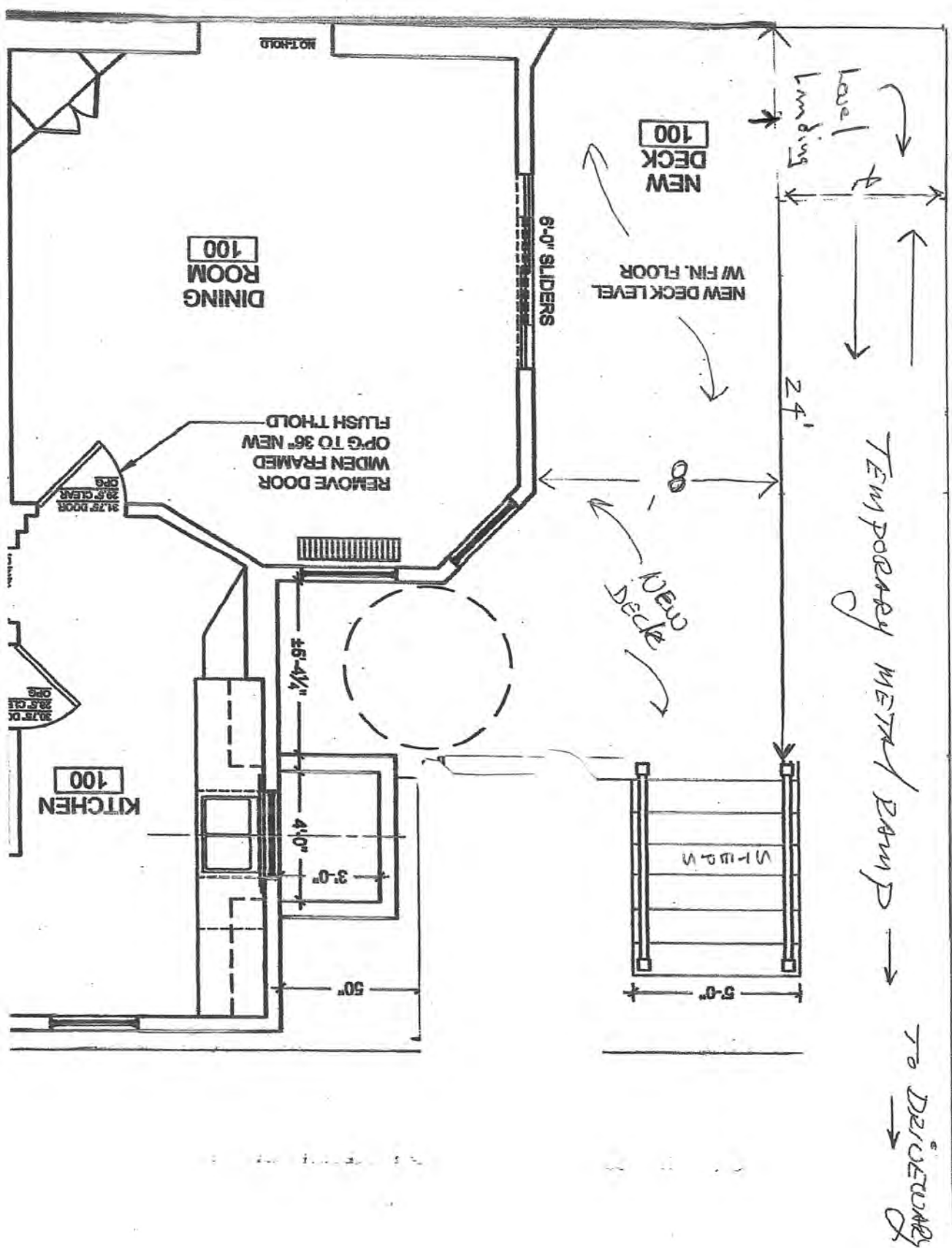
To Be Completed By Applicant







Howard





Ruthanne Fuller
Mayor

City of Newton, Massachusetts
Department of Planning and Development
1000 Commonwealth Avenue Newton, Massachusetts 02459

Telephone
(617) 796-1120
Telefax
(617) 796-1086
www.newtonma.gov

Barney S. Heath
Director

APPLICATION FOR LOCAL HISTORIC DISTRICT CERTIFICATE OF
APPROPRIATENESS, NON-APPLICABILITY, OR HARDSHIP

DATE RECEIVED: 11-23-2020

PROJECT #: 20110051

PROJECT ADDRESS: Myrtle Street ROW north of Seminary Ave., Auburndale, MA 02466

PROJECT INFORMATION

IS THE PROPERTY AND/OR STRUCTURE DESIGNATED (check all that apply):

- LOCAL HISTORIC DISTRICT LOCAL LANDMARK NATIONAL REGISTER SITE

(Depending on how a property is designated, different Newton City Ordinances may apply.)

NAME OF LOCAL HISTORIC DISTRICT: Auburndale Local Historic District

TYPE OF STRUCTURE(S) AFFECTED (Check all that apply):

- HOUSE FENCE GARAGE NON-RESIDENTIAL BUILDING SHED
 SIGN WALL OTHER

IF OTHER, PLEASE DESCRIBE: Utility pole within the right of way

WHAT YEAR WAS THE STRUCTURE BUILT (IF KNOWN):

TYPE OF PROPOSED WORK (Check all that apply):

- ADDITION ALTERATION DEMOLITION NEW CONSTRUCTION REPAIR
 REPLACEMENT OTHER

IF OTHER, PLEASE DESCRIBE: Installation of "small cell" wireless communications facility on existing utility pole within the right of way

DESCRIBE SCOPE OF WORK:

The proposed facility will be a "small cell" site designed to provide additional capacity and quality of service to this area of Newton. It will consist of an antenna mounted to the top of an existing utility pole within the right of way, and associated power and radio equipment attached to the side of the pole, with fiber and cable connections located in conduit and attached to the side of the pole. No equipment will be installed on the ground. (See Exhibit A, Site Plans)

BRIEFLY DESCRIBE THE HISTORY OF THE PROPERTY (IF KNOWN):

The utility pole that will contain the small cell facility is located in the right-of-way of Myrtle Street. This location is within the Auburndale Local Historic District and within the Massachusetts Lasell Neighborhood National Historic District.

THIS APPLICATION FORM MUST BE ACCOMPANIED BY A GENERAL PERMIT APPLICATION FORM AND BY THE REQUIRED SUBMISSION MATERIALS IDENTIFIED ON THE LOCAL HISTORIC DISTRICT APPLICATION REQUIREMENTS SHEET. INCOMPLETE OR INACCURATE APPLICATIONS WILL NOT BE ACCEPTED.

THE COVER PAGE AND THE INSTRUCTIONS ON THE BACK OF THE APPLICATION FORMS HAVE ADDITIONAL INFORMATION ABOUT THE APPLICATION INTAKE AND REVIEW PROCESS, AND THE HARD COPY REQUIREMENTS.



City of Newton, Massachusetts
 Department of Planning and Development
 1000 Commonwealth Avenue Newton, Massachusetts 02459

Telephone
 (617) 796-1120
 Telefax
 (617) 796-1086
 www.newtonma.gov

Ruthanne Fuller
 Mayor

Barney Heath
 Director

GENERAL PERMIT APPLICATION

PROJECT #: 20110051 **ZONING DISTRICT:** Single Residence 1 **DATE RECEIVED:** 11-23-2020

PROJECT DESCRIPTION:

The proposed facility will be a "small cell" site designed to provide additional capacity and quality of service to this area of Newton. The proposed installation of equipment consists of one (1) small-cell antenna mounted to the side of the utility pole, two (2) remote radio heads, an antenna bracket, a diplexer, surge arrestors, an AC/DC converter, a power connection, and fiber and coaxial cable located in conduit and mounted to the side of the pole. No equipment will be installed on the ground. (See Exhibit A, Site Plans)

PROPERTY LOCATION INFORMATION

STREET ADDRESS: Myrtle Street ROW north of Seminary Ave. **CITY/ZIP:** Auburndale / 02466

LEGAL DESCRIPTION (SECTION, BLOCK, LOT): 43030 0017 (See Exhibit B, Property Location on Assessor's Database Map)

PROPERTY OWNER INFORMATION

NAME: Verizon and Eversource **PHONE:** _____ **ALT. PHONE:** _____

MAILING ADDRESS: 118 Flanders Road, Westborough, MA 01581 /
 One NSTAR Way, Westwood, MA 02090 **E-MAIL ADDRESS:** _____

PROPERTY OWNER CONSENT

I am (we are) the owner(s) of the property subject to this application and I (we) consent as follows:

1. This application for a land use permit or administrative approval for development on my (our) property is made with my permission.
2. I (we) grant permission for officials and employees of the City of Newton to access my property for the purposes of this application.

(See Exhibit C, Eversource License) _____ (Date) _____
 (Property Owner Signature)

(See Exhibit C, Verizon License) _____ (Date) _____
 (Property Owner Signature)

NOTICE: The City of Newton staff may need access to the subject property during regular business hours and will attempt to contact the applicant/agent prior to any visit. Further, members of a regulatory authority of the city may visit the property as well.

APPLICANT / AGENT INFORMATION

Michael S. Giaimo, as attorney for Cellco Partnership d/b/a

NAME: Verizon Wireless **PHONE:** (617) 557-5959 **ALT. PHONE:** _____

MAILING ADDRESS: Robinson & Cole LLP, One Boston Place, Fl. 25,
 Boston, MA 02108 **E-MAIL ADDRESS:** mgiaimo@rc.com

Michael S. Giaimo 11/23/2020
 (Applicant/Agent Signature) (Date)

NOTICE: The applicant/agent is the primary contact and may be any individual representing the establishment or property owner. The applicant/agent must also be legally authorized to make decisions on behalf of the Property Owner(s) in regards to the application.

----- OFFICE USE ONLY BELOW THIS LINE -----

CHECK APPROPRIATE PERMIT OR REVIEW PROCESS (CHECK ALL BEING SUBMITTED)

| | | | |
|--------------------------|-----------------------------------|--------------------------|--------------------------------|
| <input type="checkbox"/> | Zoning Review Application | <input type="checkbox"/> | Comprehensive Permit |
| <input type="checkbox"/> | Administrative Site Plan Review | <input type="checkbox"/> | Variance Application |
| <input type="checkbox"/> | Sign Permit | <input type="checkbox"/> | Historic Preservation Review |
| <input type="checkbox"/> | Special Permit/Site Plan Approval | <input type="checkbox"/> | Conservation Commission Review |
| <input type="checkbox"/> | Fence Appeal | <input type="checkbox"/> | Other, describe _____ |

Comments: _____

**PERMIT INTAKE INITIALS
 AND DATE STAMP**

NOTE: This form MUST accompany all other Department of Planning and Development applications.

To Be Completed By Applicant

**CITY OF NEWTON, MASSACHUSETTS
DEPARTMENT OF
PLANNING AND DEVELOPMENT**

**APPLICATION FOR LOCAL HISTORIC DISTRICT
CERTIFICATE OF APPROPRIATENESS,
NON-APPLICABILITY, OR HARDSHIP**

EXHIBIT LIST

Exhibit A – Site Plans prepared by Dewberry Engineers Inc. dated April 10, 2020;

Exhibit B – Property Location on Assessor's Database Map; and

Exhibit C - Eversource License dated 6/3/2016, and Verizon License dated 10/29/2019.

EXHIBIT A

CODE SPECIFICATIONS:

- ALL WORK SHALL BE PERFORMED IN ACCORDANCE WITH THE CURRENT EDITIONS OF THE FOLLOWING CODES AS ADOPTED BY THE GOVERNING AUTHORITIES:
 MASSACHUSETTS STATE BUILDING CODE – 780 CMR, 9TH EDITION (AMENDMENTS TO IBC 2015)
 NATIONAL ELECTRIC SAFETY CODE (NEC) GRADE "C" CONSTRUCTION STANDARDS
 2017 NATIONAL ELECTRIC SAFETY CODE (NEC)
- ALL ELECTRICAL WORK TO BE DONE IN ACCORDANCE WITH THE LOCAL UTILITY COMPANY SPECIFICATIONS AND CONSTRUCTION REQUIREMENTS FOR DISTRIBUTED ANTENNA SYSTEMS (DAS) IN COMMUNICATION SPACE TITLED DESIGN & APPLICATION STANDARD BY EVERSOURCE.

GROUNDING & ANTENNA INSTALLATION NOTES:

- GROUNDING SHALL COMPLY WITH THE LOCAL UTILITY COMPANY CODES & REQUIREMENTS & NEC ART. 250.
- ALL GROUND CONNECTIONS TO BE BURNDY HYGROUND COMPRESSION TYPE CONNECTORS OR CADWELD EXOTHERMIC WELD DO NOT ALLOW BARE COPPER WIRE TO BE IN CONTACT WITH GALVANIZED STEEL.
- ROUTE GROUNDING CONNECTORS ALONG THE SHORTEST AND STRAIGHTEST PATH POSSIBLE, EXCEPT AS OTHERWISE INDICATED. GROUNDING LEADS SHOULD NOT BE BENT AT RIGHT ANGLE. ALWAYS MAKE 12" RADIUS BENDS. #6 WIRE CAN BE BENT AT 6" RADIUS WHEN NECESSARY.
- TEST COMPLETED GROUNDING SYSTEM AND RECORD RESISTANCE VALUES FOR PROJECT CLOSE-OUT DOCUMENTATION. GROUND RESISTANCE SHALL NOT EXCEED 5 OHMS.

SITE NOTES:

- NORTH IS APPROXIMATE.
- SOME EXISTING AND PROPOSED INFORMATION NOT SHOWN FOR CLARITY.
- POWER AND TELCO TO COME FROM OVERHEAD UTILITY LINES. SERVICE SOURCE TO BE DETERMINED. SEE ONE LINE DIAGRAM ON SHEET C-5 FOR CONTRACTOR & UTILITY COMPANY RESPONSIBILITIES.
- SITE PLAN & ELEVATIONS BASED ON SITE VISIT BY DEWBERRY ENGINEERS INC.
- UTILITY POLE NAD83 COORDINATES BASED ON GOOGLE EARTH.
- AERIAL & VICINITY MAPS BASED ON GOOGLE EARTH.
- APPROXIMATE ADDRESS REFLECTS THE CLOSEST STREET ADDRESS TO THE LOCUS POLE AND IS BASED ON NEWTON CITY VIEWER GIS MAP. NEAREST ADDRESS DOES NOT REFLECT THE E911 ADDRESS FOR THIS POLE.

STRUCTURAL STEEL NOTES:

- STRUCTURAL STEEL SHALL CONFORM TO THE LATEST EDITION OF THE AISC "SPECIFICATION FOR THE DESIGN, FABRICATION AND ERECTION OF STRUCTURAL STEEL FOR BUILDINGS".
- STRUCTURAL STEEL ROLLED SHAPES, PLATES, AND BARS SHALL CONFORM TO THE FOLLOWING ASTM DESIGNATIONS:
 ASTM A-992, GRADE 50 ALL W SHAPES, UNLESS NOTED OR A992 OTHERWISE.
 ASTM A-36 ALL OTHER ROLLED SHAPES, PLATES AND BARS UNLESS NOTED OTHERWISE.
 ASTM A-500, GRADE B HSS SECTION (SQUARE, RECTANGULAR, ROUND)
 ASTM A-325, TYPE SC OR N, ALL BOLTS FOR CONNECTING STRUCTURAL MEMBERS.
 F1554, GRADE 36 ALL ANCHORS BOLTS, UNLESS NOTED OTHERWISE.
 ASTM A-53, GRADE B STEEL PIPE
- ALL WELDING SHALL BE DONE USING E70XX ELECTRODES AND WELDING SHALL CONFORM TO AISC AND AWS D1.1 WHERE FILLET WELD SIZES ARE NOT SHOWN, PROVIDE THE MINIMUM SIZE PER TABLE J2.4 IN THE AISC "MANUAL OF STEEL CONSTRUCTION", 14TH EDITION. WHERE WELD LENGTH IS NOT INDICATED, USE FULL LENGTH WELD. AT THE COMPLETION OF ALL WELDING, ALL DAMAGE TO GALVANIZED COATING SHALL BE REPAIRED.
- BOLTED CONNECTIONS SHALL USE BEARING TYPE GALVANIZED ASTM A325 BOLTS (3/4" DIA.) SUPPLIED WITH A NUT AND WASHER UNDER TURNED END AND SHALL HAVE MINIMUM OF TWO BOLTS UNLESS NOTED OTHERWISE.
- DO NOT DRILL HOLES THROUGH STRUCTURAL STEEL MEMBERS EXCEPT AS SHOWN AND DETAILED ON STRUCTURAL DRAWINGS.
- NON-STRUCTURAL CONNECTIONS FOR STEEL GRATING MAY USE 5/8" DIA. GALVANIZED ASTM A 307 BOLTS UNLESS NOTED OTHERWISE.
- USE PRECAUTIONS & PROCEDURES PER AWS D1.1 WHEN WELDING GALVANIZED METALS.
- ALL EXISTING BEAM AND COLUMN DIMENSIONS SHALL BE FIELD VERIFY BY CONTRACTOR PRIOR TO FABRICATION. ANY DISCREPANCIES BETWEEN EXISTING CONDITIONS AND THOSE SHOWN SHALL BE REPORTED TO DEWBERRY ENGINEER IMMEDIATELY.
- CONNECTION DESIGN BY FABRICATOR WILL BE SUBJECT TO REVIEW AND APPROVAL BY ENGINEER.
- ALL EXTERIOR STEEL WORK SHALL BE GALVANIZED IN ACCORDANCE WITH SPECIFICATION ASTM A123/A123M-00 HOT-DIP GALVANIZED FINISH UNLESS OTHERWISE NOTED. GALVANIZING SHALL BE PERFORMED AFTER SHOP FABRICATION TO THE GREATEST EXTENT POSSIBLE. ALL DINGS, SCRAPES, MARS, AND WELDS IN THE GALVANIZED AREAS SHALL BE REPAIRED. REPAIR DAMAGED GALVANIZED COATINGS ON GALVANIZED ITEMS WITH GALVANIZED REPAIR PAINT ACCORDING TO ASTM A780 AND MANUFACTURER'S WRITTEN INSTRUCTIONS, PRIOR TO COMPLETION OF WORK. TOUCHUP ALL DAMAGED GALVANIZED STEEL WITH APPROVED COLD ZINC, "GALVANOX", "DRY GALV", "ZINC-IT", OR APPROVED EQUIVALENT, IN ACCORDANCE WITH MANUFACTURERS GUIDELINES. TOUCHUP DAMAGED NON GALVANIZED STEEL WITH SAME PAINT APPLIED IN SHOP OR FIELD.
- ALL WELDED COMPONENTS TO BE SHOP WELDED PRIOR TO INSTALLATION. NO WELDING ACTIVITIES IS PERMITTED DURING INSTALLATION OF PROPOSED EQUIPMENTS AND/OR HARDWARE ON SITE.

GENERAL ELECTRICAL NOTES:

- RE-SUBMITTAL OF BID INDICATES CONTRACTOR IS COGNIZANT OF ALL JOB SITE CONDITIONS AND WORK TO BE PERFORMED UNDER THIS CONTRACT.
- CONTRACTOR SHALL PERFORM ALL VERIFICATION OBSERVATION TESTS, AND EXAMINATION WORK PRIOR TO THE ORDERING OF THE ELECTRICAL EQUIPMENT AND THE ACTUAL CONSTRUCTION. CONTRACTOR SHALL ISSUE A WRITTEN NOTICE OF ALL FINDINGS TO THE ENGINEER.
- HEIGHTS SHALL BE VERIFIED WITH POLE OWNER PRIOR TO INSTALLATION.
- THESE PLANS ARE DIAGRAMMATIC ONLY, FOLLOW AS CLOSELY AS POSSIBLE.
- EACH CONDUCTOR OF EVERY SYSTEM SHALL BE PERMANENTLY TAGGED IN EACH PANEL BOARD, PULLBOX, J-BOX, SWITCH BOX, ETC., IN COMPLIANCE WITH OCCUPATIONAL SAFETY AND HEALTH ACT (O.S.H.A.)
- CONTRACTOR SHALL PROVIDE ALL LABOR, MATERIALS, INSURANCE, EQUIPMENT, INSTALLATION, CONSTRUCTION TOOLS, TRANSPORTATION, ETC., FOR A COMPLETE AND PROPERLY OPERATIVE SYSTEM ENERGIZED THROUGHOUT AND AS INDICATED ON DRAWINGS, AS SPECIFIED HEREIN AND/OR AS OTHERWISE REQUIRED.
- ALL MATERIALS AND EQUIPMENT SHALL BE NEW AND IN PERFECT CONDITION WHEN INSTALLED AND SHALL BE OF THE BEST GRADE AND OF THE SAME MANUFACTURER THROUGHOUT FOR EACH CLASS OR GROUP OF EQUIPMENT. MATERIALS SHALL BE LISTED AND APPROVED BY UNDERWRITER'S LABORATORY AND SHALL BEAR THE INSPECTION LABEL "J" WHERE SUBJECT TO SUCH APPROVAL. MATERIALS SHALL MEET WITH APPROVAL OF THE DIVISION OF INDUSTRIAL SAFETY AND ALL GOVERNING BODIES HAVING JURISDICTION. MATERIALS SHALL BE MANUFACTURED IN ACCORDANCE WITH APPLICABLE STANDARDS ESTABLISHED BY ANSI, NEMA AND NBFU.
- ALL CONDUIT INSTALLED MAY BE SURFACE MOUNTED UNLESS OTHERWISE NOTED.
- CONTRACTOR SHALL CARRY OUT HIS WORK IN ACCORDANCE WITH ALL GOVERNING UTILITY, STATE, COUNTY AND LOCAL CODES & O.S.H.A.
- CONTRACTOR SHALL SECURE ALL NECESSARY BUILDING PERMITS AND PAY ALL REQUIRED FEES
- COMPLETE JOB SHALL BE GUARANTEED FOR A PERIOD OF ONE (1) YEAR AFTER THE DATE OF JOB ACCEPTANCE BY OWNER. ANY WORK, MATERIAL OR EQUIPMENT FOUND TO BE FAULTY DURING THAT PERIOD SHALL BE CORRECTED AT ONCE, UPON WRITTEN NOTIFICATION, AT THE EXPENSE OF THE CONTRACTOR.
- SPARE CONDUIT SHALL HAVE A PULL WIRE OR ROPE.
- PROVIDE PROJECT MANAGER WITH ONE SET OF COMPLETE ELECTRICAL "AS INSTALLED" DRAWINGS AT THE COMPLETION OF THE JOB, SHOWING ACTUAL DIMENSIONS, ROUTINGS, AND CIRCUITS.
- ALL BROCHURES, OPERATING MANUALS, CATALOGS, SHOP DRAWINGS, ETC. SHALL BE TURNED OVER TO OWNER AT JOB COMPLETION.
- ALL WIRE #12 TO # 6 SHALL BE STRANDED COPPER TYPE THWN-THHN. CONDUCTORS #4 AND LARGER SHALL BE COPPER TYPE XHHW.
- ALL CIRCUIT BREAKERS, FUSES AND ELECTRICAL EQUIPMENT SHALL HAVE AN INTERRUPTING RATING NOT LESS THE MAXIMUM SHORT CIRCUIT CURRENT TO WHICH THEY MAY BE SUBJECTED AND A MINIMUM OF 25,000 A.I.C. UNLESS OTHERWISE INDICATED.
- THE ENTIRE ELECTRICAL INSTALLATION SHALL BE GROUNDED AS REQUIRED BY ALL APPLICABLE CODES
- REPAIR ANY AREA THAT HAS BEEN DAMAGED IN THE COURSE OF THE ELECTRICAL WORK.
- IN DRILLING HOLES INTO CONCRETE WHETHER FOR FASTENING OR ANCHORING PURPOSES, OR PENETRATIONS THROUGH THE FLOOR FOR CONDUIT RUNS, M PIPE RUNS, ETC., IT MUST BE CLEARLY UNDERSTOOD THAT TENDONS AND/OR REINFORCING STEEL WILL NOT BE DRILLED INTO CUT OR DAMAGED UNDER ANY CIRCUMSTANCES.
- ALL MATERIALS SHALL BE U.L. LISTED.
- CONDUIT:
 a. RIGID CONDUIT SHALL BE U.L. LABEL GALVANIZED ZINC COATED WITH ZINC INTERIOR.
 b. ELECTRICAL METALLIC TUBING SHALL HAVE U.L. LABEL. FITTINGS SHALL BE GLAND RING COMPRESSION TYPE. EMT SHALL BE USED ONLY FOR INTERIOR RUNS.
 c. FLEXIBLE METALLIC CONDUIT SHALL HAVE U.L. LISTED LABEL AND MAY BE USED WHERE PERMITTED BY CODE. FITTINGS SHALL BE "JAKE" OR "SQUEEZE" TYPE, SEAL TIGHT FLEXIBLE CONDUIT. ALL CONDUIT IN EXCESS OF SIX FEET IN LENGTH SHALL HAVE FULL SIZE GROUND WIRE.
 d. HEAVY WALL PVC CONDUIT SHALL BE USED FOR ALL GROUNDING CONDUCTORS AND OTHER SPECIFIC USES AS INDICATED BY THE DRAWINGS. HEAVY WALL PVC CONDUIT SHALL BE SCHEDULE 40, 90 DEGREES C, UL RATED, CONSTRUCTED OF POLYVINYL CHLORIDE AND CONFORMING TO NEMA TC-2 FOR DIRECT BURIAL OR NORMAL ABOVE GROUND USE. FITTING SHALL BE OF THE SOLVENT WELD TYPE. CONDUITS SHALL BE SUPPORTED WITH NON-METALLIC DEVICES.
- ALL ELECTRICAL EQUIPMENT SHALL BE LABELED WITH PERMANENT ENGRAVED PLASTIC LABELS.
- COORDINATE THE ELECTRICAL SERVICE WITH UTILITY PROVIDER.
- GROUNDING SYSTEM RESISTANCE SHALL NOT EXCEED 5 OHMS. IF THE RESISTANCE VALUE IS EXCEEDED, NOTIFY THE OWNER FOR FURTHER INSTRUCTION ON METHODS FOR REDUCING THE RESISTANCE VALUE. SUBMIT TEST REPORTS AND FURNISH TO DISPATCH COMMUNICATIONS ONE COMPLETE SET OF PRINTS SHOWING "INSTALLED WORK".
- UPON COMPLETION OF WORK, CONDUCT CONTINUITY, AND FALL POTENTIAL GROUNDING TESTS FOR APPROVAL. SUBMIT TEST REPORTS TO PROJECT MANAGER. CLEAN PREMISES OF ALL DEBRIS RESULTING FROM WORK AND LEAVE WORK IN A COMPLETE AND UNDAIMAGED CONDITION.

TRAFFIC MANAGEMENT NOTES:

- ALL TEMPORARY CONTROL WORK SHALL CONFORM TO THE LATEST EDITION OF THE "MANUAL ON UNIFORM TRAFFIC CONTROL DEVICES" (MUTCD) AND ALL REVISIONS, UNLESS SUPERCEDED BY THESE PLANS.
- ALL SIGN LEGENDS, BORDERS, AND MOUNTING SHALL BE IN ACCORDANCE WITH THE MUTCD.
- TEMPORARY CONSTRUCTION SIGNING AND ALL OTHER TRAFFIC CONTROL DEVICES SHALL BE IN PLACE PRIOR TO THE START OF ANY WORK.
- TEMPORARY CONSTRUCTION SIGNING, BARRICADES, AND ALL OTHER NECESSARY WORK ZONE TRAFFIC CONTROL DEVICES SHALL BE REMOVED FROM THE HIGHWAY OR COVERED WHEN THEY ARE NOT REQUIRED FOR CONTROL OF TRAFFIC.
- SIGNS AND SIGN SUPPORTS LOCATED ON OR NEAR THE TRAVELED WAY, CHANNELIZING DEVICES, BARRIERS, AND CRASH ATTENUATORS MUST PASS THE CRITERIA SET FORTH IN NCHRP REPORT 350, "RECOMMENDED PROCEDURES FOR THE SAFETY PERFORMANCE EVALUATION OF HIGHWAY FEATURES" AND/OR "MANUAL FOR ASSESSING SAFETY HARDWARE" (MASH).
- CONTRACTORS SHALL COORDINATE WITH THE ABUTTING PROPERTIES NEAR THE POLE AT LEAST 24 HOURS IN ADVANCE OF THE START OF ANY WORK THAT WILL REQUIRE THE TEMPORARY CLOSURE OF ACCESS, SUCH AS CONDUIT INSTALLATION, EXISTING PAVEMENT EXCAVATION, TEMPORARY DRIVEWAY PAVEMENT PLACEMENT, AND SIMILAR OPERATIONS.
- THE FIRST FIVE PLASTIC DRUMS OF A TAPER SHALL BE MOUNTED WITH TYPE A LIGHTS.
- MAXIMUM SPACING OF TRAFFIC DEVICES IN A TAPER (DRUMS OR CONES) IS EQUAL IN FEET TO THE SPEED LIMIT IN MPH.
- MINIMUM LANE WIDTH IS TO BE 11 FEET (3.3m) UNLESS OTHERWISE SHOWN. MINIMUM LANE WIDTH TO BE MEASURED FROM THE EDGE OF DRUMS OR MEDIAN BARRIER.
- EXISTING PEDESTRIAN ACCESS SHALL BE MAINTAINED AT ALL TIMES THROUGH A COMBINATION OF PEDESTRIAN DETOURS OR PROTECTED SAFE ROUTES. ALL PEDESTRIAN ROUTES SHALL MEET APPLICABLE ACCESSIBILITY REQUIREMENTS.
- THE CONTRACTOR SHALL BE RESPONSIBLE FOR MAINTENANCE AND PROTECTION OF TRAFFIC THROUGHOUT CONSTRUCTION AT THIS LOCATION. THE CONTRACTOR SHALL INSTALL TEMPORARY TRAFFIC SIGNS, DRUMS, CONES, OR OTHER TRAFFIC CONTROL DEVICES TO DIRECT VEHICLES AND PEDESTRIANS AROUND THE WORK ZONE.



VERIZON WIRELESS
 118 FLANDERS ROAD
 WESTBOROUGH, MA 01581-3956

AUBURNDALE MA SC01
 LOCATION CODE:
 386589
 FUZE ID:
 15250213

| CONSTRUCTION DRAWINGS | | |
|-----------------------|----------|---------------|
| | | |
| 0 | 04/10/20 | FOR SUBMITTAL |
| A | 03/11/20 | FOR SUBMITTAL |



Dewberry Engineers Inc.
 99 SUMMER STREET
 SUITE 700
 BOSTON, MA 02110
 PHONE: 617.695.3400
 FAX: 617.695.3310



DRAWN BY: SK

REVIEWED BY: JCM

CHECKED BY: BBR

PROJECT NUMBER: 50121487

JOB NUMBER: 50121590

POLE ID:

302/3

COORDINATES:
 N 42.341594°
 W 71.247856°

APPROXIMATE ADDRESS**

MYRTLE AVENUE
 AUBURNDALE, MA 02466

SHEET TITLE

GENERAL NOTES

SHEET NUMBER

G-1



AERIAL MAP
SCALE: N.T.S. 1

NOTES:

1. NORTH ARROW SHOWN AS APPROXIMATE.
2. SOME EXISTING AND PROPOSED INFORMATION NOT SHOWN FOR CLARITY.
3. POWER & FIBER TO BE COME FROM OVERHEAD WIRES. SERVICE SOURCES TO BE DETERMINED BY OTHERS.
4. SITE PLAN & ELEVATIONS BASED ON SITE VISIT BY DEWBERRY ENGINEERS INC. ON 02/12/20.
5. AERIAL MAP, NAD83 COORDINATES & NAVD88 ELEVATIONS BASED ON GOOGLE EARTH OBTAINED ON 03/09/20.
6. ALL EQUIPMENT TO BE INSTALLED PER LOCAL UTILITY PROVIDER REQUIREMENTS & VERIZON WIRELESS SPECIFICATIONS.
7. APPROXIMATE ADDRESS REFLECTS THE CLOSEST STREET ADDRESS TO THE LOCUS POLE AND IS BASED ON CAMBRIDGE CITYVIEWER GIS MAP. NEAREST ADDRESS DOES NOT REFLECT THE E911 ADDRESS FOR THIS POLE.
8. ALL EQUIPMENT TO BE INSTALLED PER MANUFACTURER'S RECOMMENDATIONS & IN ACCORDANCE WITH STRUCTURAL ANALYSIS BY DEWBERRY ENGINEERS INC. DATED 02/28/20.



VERIZON WIRELESS
118 FLANDERS ROAD
WESTBOROUGH, MA 01581-3956

AUBURNDALE MA SC01
LOCATION CODE:
386589

FUZE ID:
15250213

CONSTRUCTION DRAWINGS

| | | |
|---|----------|---------------|
| | | |
| 0 | 04/10/20 | FOR SUBMITTAL |
| A | 03/11/20 | FOR SUBMITTAL |



Dewberry Engineers Inc.
99 SUMMER STREET
SUITE 700
BOSTON, MA 02110
PHONE: 617.695.3400
FAX: 617.695.3310



DRAWN BY: SK

REVIEWED BY: JCM

CHECKED BY: BBR

PROJECT NUMBER: 50121487

JOB NUMBER: 50121590

POLE ID:

302/3

COORDINATES:

N 42.341594°
W 71.247856°

APPROXIMATE ADDRESS**

MYRTLE AVENUE
AUBURNDALE, MA 02466

SHEET TITLE

LOCUS
AERIAL MAP

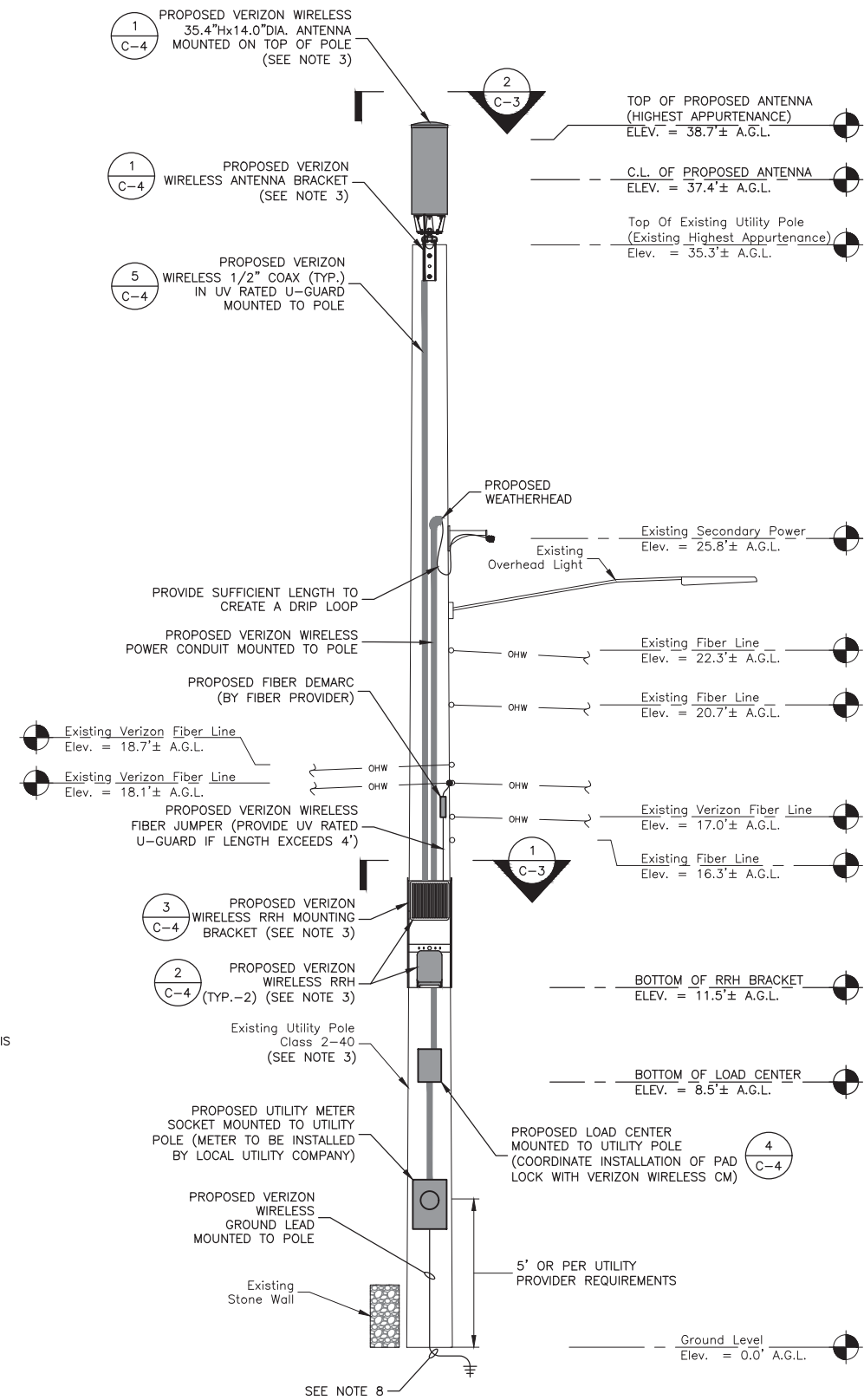
SHEET NUMBER

C-1



POLE PHOTO
SCALE: N.T.S.

1



- NOTES:**
- ELEVATION SHOWN AS APPROXIMATE.
 - SOME EXISTING AND PROPOSED INFORMATION NOT SHOWN FOR CLARITY.
 - ALL EQUIPMENT TO BE INSTALLED PER MANUFACTURER'S RECOMMENDATIONS & IN ACCORDANCE WITH STRUCTURAL ANALYSIS BY DEWBERRY ENGINEERS INC. DATED 02/28/20.
 - POWER & FIBER TO COME FROM OVERHEAD WIRES. SERVICE SOURCES TO BE DETERMINED.
 - SITE PLAN & ELEVATIONS BASED ON SITE VISIT BY DEWBERRY ENGINEERS INC. ON 02/12/20.
 - ALL EQUIPMENT TO BE INSTALLED PER LOCAL UTILITY PROVIDER REQUIREMENTS & VERIZON WIRELESS SPECIFICATIONS.
 - A.G.L.= ABOVE GROUND LEVEL
C.L.= CENTER LINE
 - CONTACT DIG SAFE (888-344-7233) FOR VERIFICATION OF UNDERGROUND UTILITIES PRIOR TO EQUIPMENT INSTALLATION.
 - OVERHEAD WIRES TO BE INSTALLED/RELOCATED BY UTILITY COMPANY PER UTILITY PROVIDER REQUIREMENTS.
 - ALL EQUIPMENT TO BE INSTALLED PER LOCAL UTILITY PROVIDER REQUIREMENTS & VERIZON WIRELESS SPECIFICATIONS.

POLE ELEVATION
SCALE: 3/16"=1' FOR 11"x17"
3/8"=1' FOR 22"x34"



2



VERIZON WIRELESS
118 FLANDERS ROAD
WESTBOROUGH, MA 01581-3956

AUBURNDALE MA SC01
LOCATION CODE:
386589
FUZE ID:
15250213

| CONSTRUCTION DRAWINGS | | |
|-----------------------|----------|---------------|
| 0 | 04/10/20 | FOR SUBMITTAL |
| A | 03/11/20 | FOR SUBMITTAL |



Dewberry Engineers Inc.
99 SUMMER STREET
SUITE 700
BOSTON, MA 02110
PHONE: 617.695.3400
FAX: 617.695.3310



DRAWN BY: SK
REVIEWED BY: JCM
CHECKED BY: BBR
PROJECT NUMBER: 50121487
JOB NUMBER: 50121590
POLE ID:

302/3
COORDINATES:
N 42.341594°
W 71.247856°
APPROXIMATE ADDRESS**

MYRTLE AVENUE
AUBURNDALE, MA 02466

SHEET TITLE

POLE PHOTO & ELEVATION

SHEET NUMBER

C-2




VERIZON WIRELESS
118 FLANDERS ROAD
WESTBOROUGH, MA 01581-3956

AUBURNDALE MA SC01
LOCATION CODE:
386589
FUZE ID:
15250213

| CONSTRUCTION DRAWINGS | | |
|-----------------------|----------|---------------|
| 0 | 04/10/20 | FOR SUBMITTAL |
| A | 03/11/20 | FOR SUBMITTAL |



Dewberry Engineers Inc.
99 SUMMER STREET
SUITE 700
BOSTON, MA 02110
PHONE: 617.695.3400
FAX: 617.695.3310



| | |
|-----------------|----------|
| DRAWN BY: | SK |
| REVIEWED BY: | JCM |
| CHECKED BY: | BBR |
| PROJECT NUMBER: | 50121487 |
| JOB NUMBER: | 50121590 |
| POLE ID: | |

302/3

COORDINATES:

N 42.341594°
W 71.247856°

APPROXIMATE ADDRESS**

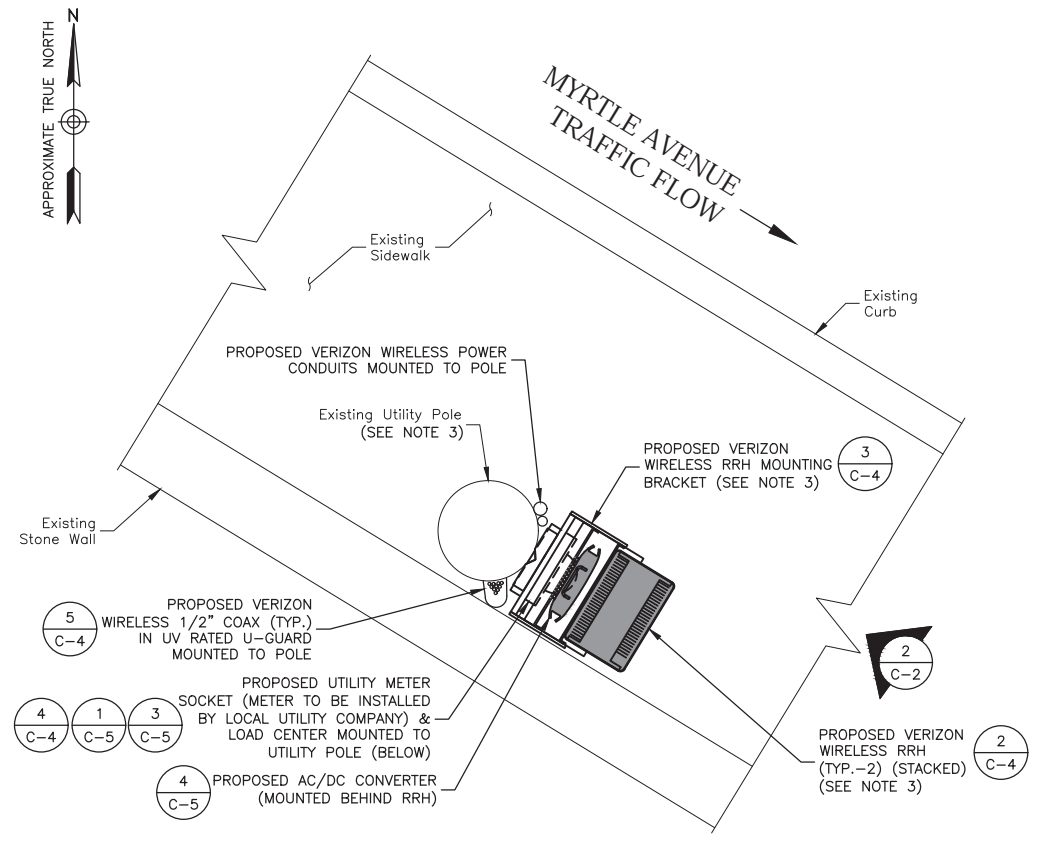
MYRTLE AVENUE
AUBURNDALE, MA 02466

SHEET TITLE

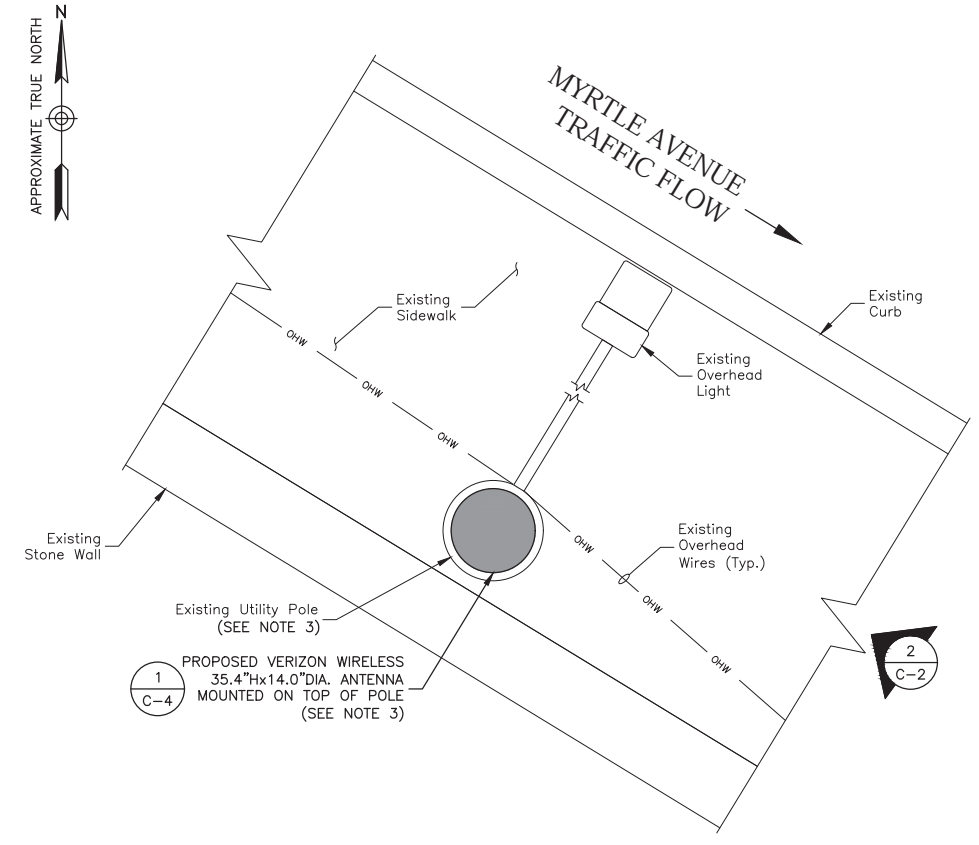
EQUIPMENT & ANTENNA
PLANS

SHEET NUMBER

C-3



EQUIPMENT PLAN 1
SCALE: 3/8"=1' FOR 11"x17"
3/4"=1' FOR 22"x34"
0' 1' 2' 3'



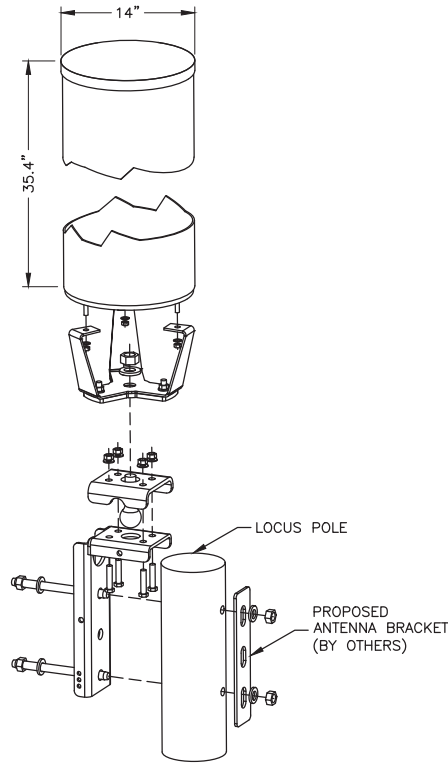
ANTENNA PLAN 2
SCALE: 3/8"=1' FOR 11"x17"
3/4"=1' FOR 22"x34"
0' 1' 2' 3'

- NOTES:**
- NORTH ARROW SHOWN AS APPROXIMATE.
 - SOME EXISTING AND PROPOSED INFORMATION NOT SHOWN FOR CLARITY.
 - ALL EQUIPMENT TO BE INSTALLED PER MANUFACTURER'S RECOMMENDATIONS & IN ACCORDANCE WITH STRUCTURAL ANALYSIS BY DEWBERRY ENGINEERS INC. DATED 02/28/20.
 - POWER & FIBER TO COME FROM OVERHEAD WIRES. SERVICE SOURCES TO BE DETERMINED.
 - SITE PLAN & ELEVATIONS BASED ON SITE VISIT BY DEWBERRY ENGINEERS INC. ON 02/12/20.
 - ALL EQUIPMENT TO BE INSTALLED PER LOCAL UTILITY PROVIDER REQUIREMENTS & VERIZON WIRELESS SPECIFICATIONS.
 - A.G.L.= ABOVE GROUND LEVEL
C.L.= CENTER LINE
 - CONTACT DIG SAFE (888-344-7233) FOR VERIFICATION OF UNDERGROUND UTILITIES PRIOR TO EQUIPMENT INSTALLATION.
 - OVERHEAD WIRES TO BE INSTALLED/RELOCATED BY UTILITY COMPANY PER UTILITY PROVIDER REQUIREMENTS.
 - ALL EQUIPMENT TO BE INSTALLED PER LOCAL UTILITY PROVIDER REQUIREMENTS & VERIZON WIRELESS SPECIFICATIONS.



ANTENNA OVERVIEW

| ANTENNA SPECIFICATIONS | |
|------------------------|-----------------|
| DIMENSIONS: | 14.0"φ x 35.4"H |
| WEIGHT: | 35± LBS |



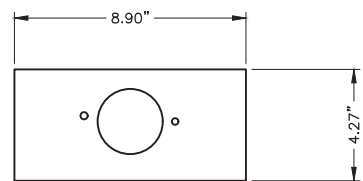
MOUNTING BRACKET

NOTE:


1. INSTALL ANTENNA USING RECOMMENDED HARDWARE IN ACCORDANCE WITH MANUFACTURER GUIDELINES & SPECIFICATIONS.
2. VERIFY FINAL MOUNTING BRACKET SPECIFICATIONS WITH VERIZON WIRELESS CM PRIOR TO CONSTRUCTION

ANTENNA & MOUNTING BRACKET DETAIL

SCALE: N.T.S.



PLAN VIEW



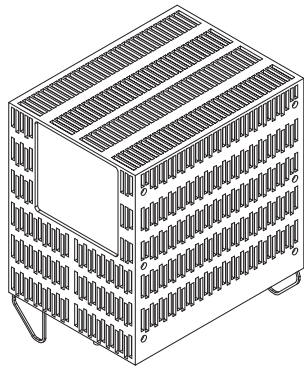
FRONT VIEW

NOTE:

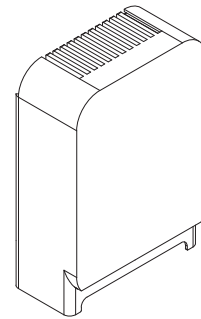
1. INSTALL LOAD CENTER USING RECOMMENDED HARDWARE IN ACCORDANCE WITH MANUFACTURER GUIDELINES & SPECIFICATIONS.

100 AMP LOAD CENTER DETAIL

SCALE: N.T.S.



| | |
|-------------|-----------------------------|
| DIMENSIONS: | 17.3"±H X 17.3"±W X 11.5"±D |
| WEIGHT: | 102.5± LBS |
| QUANTITY: | 1 TOTAL |



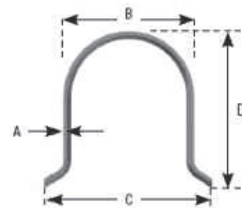

| | |
|-------------|---------------------------|
| DIMENSIONS: | 13.9"±H X 9.8"±W X 4.8"±D |
| WEIGHT: | 21.4± LBS |
| QUANTITY: | 1 TOTAL |

NOTE:

1. CONTRACTOR TO VERIFY WITH CONSTRUCTION MANAGER FOR FINAL MANUFACTURER SPECIFICATIONS PRIOR TO CONSTRUCTION.

TYPICAL RRH DETAILS

SCALE: N.T.S.



NOTE:

1. PROVIDE STAINLESS STEEL LAG BOLT ANCHORS AS REQUIRED.

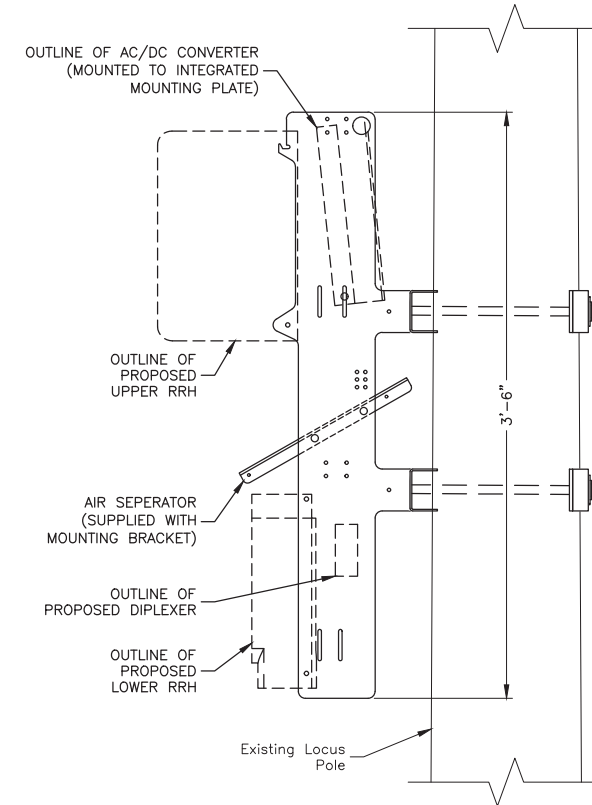
U-RISER LINE GUARD

| SITE PROJ (P/N) OR APPROVED EQUAL | DESCRIPTION | A | B | C | D |
|-----------------------------------|-------------------------|------|--------|--------|--------|
| 12-21010 | 2"x10' RISER LINE GUARD | 1/8" | 2-3/8" | 4-1/2" | 2-3/8" |
| 12-310010 | 3"x10' RISER LINE GUARD | 1/8" | 3-1/2" | 6" | 3-1/2" |
| 12-41010 | 4"x10' RISER LINE GUARD | 1/8" | 4-1/2" | 6-1/2" | 4-1/2" |

U-GUARD SHALL BE INSTALLED PER MANUFACTURES SPECIFICATIONS & RECOMMENDATIONS.

U-GUARD DETAIL

SCALE: N.T.S.



NOTE:

1. INSTALL RRH MOUNTING BRACKET USING RECOMMENDED HARDWARE IN ACCORDANCE WITH MANUFACTURER GUIDELINES & SPECIFICATIONS.
2. VERIFY FINAL MOUNTING BRACKET SPECIFICATIONS WITH VERIZON WIRELESS CM PRIOR TO CONSTRUCTION

RRH MOUNTING BRACKET

SCALE: N.T.S.



DIPLEXER SPECIFICATION

DIMENSIONS: 4.8"H x 7.9"W x 3.3"D
WEIGHT: 7.6± LBS.

DIPLEXER DETAIL

SCALE: N.T.S.



VERIZON WIRELESS
118 FLANDERS ROAD
WESTBOROUGH, MA 01581-3956

AUBURNDALE MA SC01
LOCATION CODE:
386589


FUZE ID:
15250213

CONSTRUCTION DRAWINGS

| | | |
|---|----------|---------------|
| | | |
| 0 | 04/10/20 | FOR SUBMITTAL |
| A | 03/11/20 | FOR SUBMITTAL |



Dewberry Engineers Inc.
99 SUMMER STREET
SUITE 700
BOSTON, MA 02110
PHONE: 617.695.3400
FAX: 617.695.3310



DRAWN BY: SK

REVIEWED BY: JCM

CHECKED BY: BBR

PROJECT NUMBER: 50121487

JOB NUMBER: 50121590

POLE ID:

302/3

COORDINATES:

N 42.341594°
W 71.247856°

APPROXIMATE ADDRESS**

MYRTLE AVENUE
AUBURNDALE, MA 02466

SHEET TITLE

EQUIPMENT DETAILS

SHEET NUMBER

C-4

EXHIBIT B

49 SEMINARY AVE

[Google Maps Link](#)

[City of Newton](#)

[City of Newton Assessing Dept.](#)

[Frequently Asked Questions](#)

[Sketch Codes and Definitions](#)

[City of Newton HERS Ratings List \(from Newton Energy Commission\)](#)

Property

| | |
|----------------------|-----------------|
| Property SBL | 43030 0017 |
| Address | 49 SEMINARY AVE |
| Tax Bill Number | 2110901 |
| Land Use | 942R |
| Land Use Description | ED PRIV COLLEGE |
| Lot Size | 41,750 sq ft |
| Frontage | 360 ft |
| Zoning | SR1 |
| Map ID | 051SE |
| ID | 43030 0017 |

Property Image

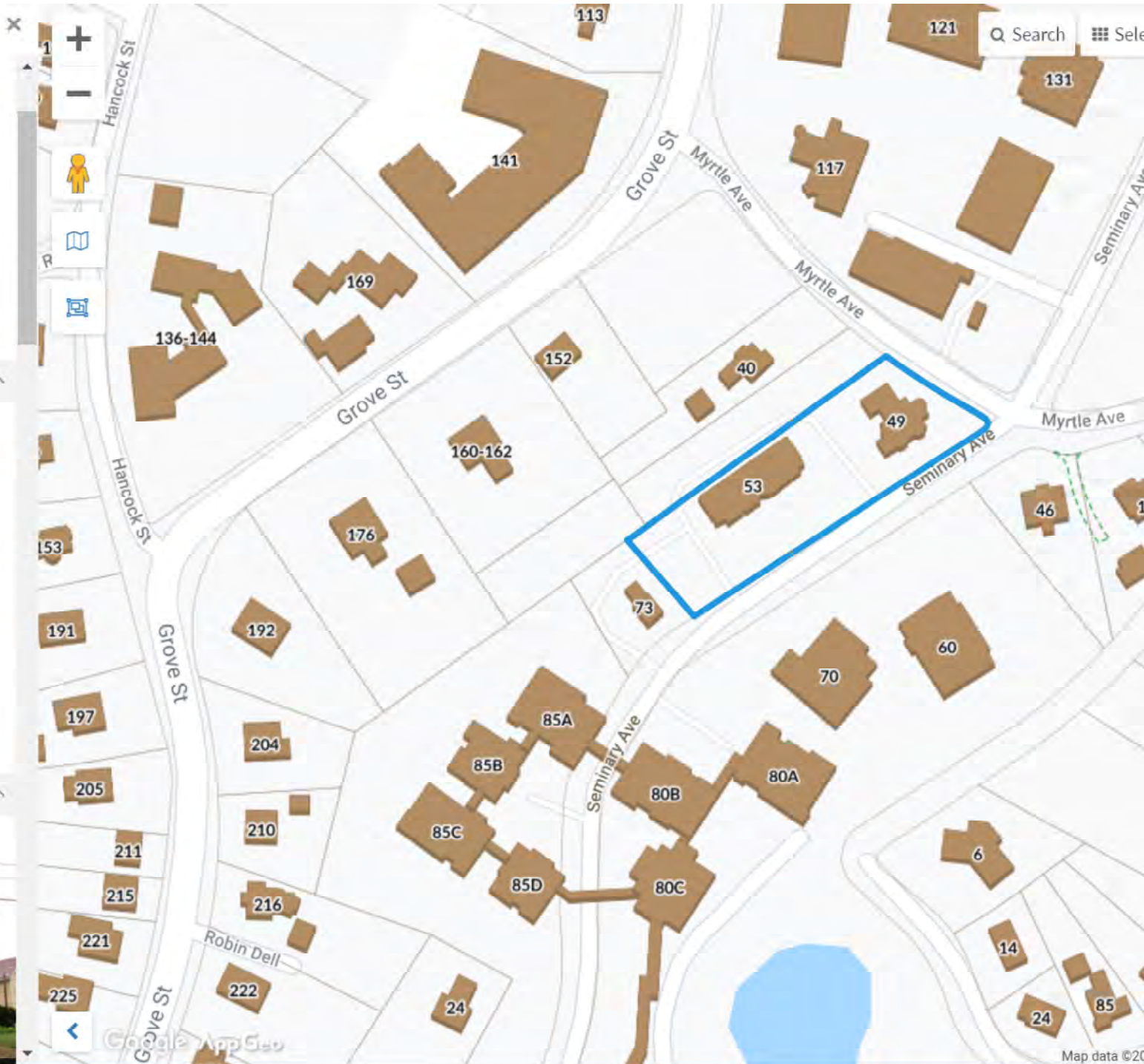


EXHIBIT C

2298282

APPLICATION AND POLE ATTACHMENT LICENSE

Licensee Cellco Partnership, a Delaware Corporation, d/b/a Verizon Wireless
Street Address One Verizon Way, Mail Stop 4AW100
City, State and Zip Basking Ridge, New Jersey
Date 9/10/2018

In accordance with the terms and conditions of the Pole Attachment Agreement, application is hereby made for a license to make 1 Antenna, RRH/Cabinet and meter attachments to poles and 1 Power Supply(ies) located in the municipality of Auburndale in the State of MA

This request will be designated Pole Attachment License Application Number: Auburndale MA SC01 - 386589. Attached are my power supply specifications if applicable. The cable's strand size is 0.5" and weight per foot of cable is 0.2.

Communication Space Power / Supply Space

Licensee's Name (Print) Sean Conway

Signature

Sean Conway

EVERSOURCE

Power Company

Title Real Estate Manager

Tel. No. 508-330-3392

Fax No.

E-mail Sean.conway@verizonwireless.com

*****For licensor use, do not write below this line*****

Pole Attachment License Application Number _____ is hereby granted to make the attachments described in this application to _____ attachments to JO¹ poles, _____ attachments to FO² poles, _____ attachments to JU³ poles, _____ Power Supplies and _____ other attachments located in the municipality of _____, in the State of _____ as indicated on the attached Form 3.

Licensor's Name (Print) Richard A COMEAU

Signature *Richard A Comeau*

(AGREEMENT ID #) Title SUPERVISOR

Date 1-14-19

The Licensee shall submit an original copy of this application to EVERSOURCE Energy.

AUTHORIZATION FOR FIELD SURVEY WORK

Licensee: Bell Atlantic Mobile of MA, Ltd., a Bermuda corporation, d/b/a Verizon Wireless

In accordance with Article III & Appendix I of the Pole Attachment Agreement, following is a summary of the charges which will apply to complete a field survey covering Pole Attachment License Application Number Auburndale MA SC01 - 386589 located in the municipality of Auburndale in the State of MA

FIELD SURVEY CHARGES

| <u>Field Survey</u> | <u>#Poles</u> | <u>Unit Rate</u> | <u>Total</u> |
|---|---------------|-------------------|-----------------|
| Field Survey Application Fee (includes 1st pole) | 1 pole | \$139.00 | \$139.00 |
| Field Survey 2 -200 Poles | _____ | \$ 13.45 per Pole | \$ _____ |
| Additional Travel Time* | _____ | \$200.00 per Day | \$ _____ |
| TOTAL Charges | | | \$139.00 |

* Based on average of 75 poles surveyed per day, add \$200.00 travel time for each additional day required to complete survey.

Please note, if you calculated the cost incorrectly, your check will be returned and a new check for the correct amount must be received by this office in order to schedule the survey. If you need assistance, please call the **HOTLINE** on 800-340-9822. The required field survey covering Pole Attachment License Application # Auburndale MA SC01 - 386589 is authorized. I am enclosing an advance payment in the amount of \$139.00.

Licensee's Name (Print) Sean Conway

Signature

Sean Conway

Title Real Estate Manager

Address 400 Friberg Pkwy Westborough MA, 01581

Tel. No. 508-330-3392

Date 6/3/2016

The Licensee shall submit an original copy of this application to EVERSOURCE Energy.

| FIELD SURVEY / MAKE READY WORK FORM | | | | | | | | | | | | | |
|--|-----------|---|--------|----|-----------|--|------|------|------|-------------------|-----|----|------------------|
| SURVEYORS: | | DATE OF SURVEY: | | | | CWO #: | | | | WORK DESCRIPTION | | | |
| Verizon | | MUNIC: <i>Auburndale</i> STATE: <i>MA</i> | | | | Exch Code: _____ Munic Code: _____ | | | | TASK #S / REMARKS | | | |
| Licensee Benjamin Skillin | | LICENSEE NAME: <i>Verizon</i> | | | | LICENSEE APPLICATION #: <i>Auburndale MA</i> | | | | * Height of Att. | | | |
| EVERSOURCE | | ELCO NAME: <i>EVERSOURCE</i> | | | | NSTAR APPLICATION # | | | | * Height of Att. | | | |
| TEL RTE / STREET NAME <i>List one pole per line</i> | POLE # | ATT | CHARGE | | OWNERSHIP | | F.O. | | J.U. | | Tel | | * Height of Att. |
| | | | YES | NO | J.O. | F.O. | J.U. | F.O. | EL | EL | EL | EL | |
| 28 Myrtle Avenue 42-20-29.75 N, 71-14-52.24 W | 302/ 3 | 20- 20 | | | | | | | | | | | * |
| | | | | | | | | | | | | | * |
| | | | | | | | | | | | | | * |
| | | | | | | | | | | | | | |
| | | | | | | | | | | | | | |
| | | | | | | | | | | | | | |
| | | | | | | | | | | | | | * |
| | | | | | | | | | | | | | * |
| | | | | | | | | | | | | | * |
| TOTALS: | | | | | | | | | | | | | |

• Height of Attachment = Height of Licensee Attachment shall be 40' below ELCO MGN unless otherwise noted here by Verizon and EVERSOURCE surveyor.
 • Licensee to complete **bold italicized** areas only. (Provide ownership information if known.)

85/773/579

EVERSOURCE - Work Order Application

FOR KEN KENDRICK:

Customer Request In-Service Date: 9/10/2018 **WO Received Date:** _____
Service Address: Street: 28 Myrtle Avenue Suite: _____ Town: Auburndale Zip: 02466

Customer Of Record:

Customer Responsible for Payment of Monthly Electric Bills

Name to appear on Monthly Bill: Cellco Partnership (A Delaware Corporation)
 DBA – C/O Name: Verizon Wireless
 Billing Address: P.O. Box 2375, Spokane, WA 99210-2375
 Telephone: _____ Tax ID Number: _____
 Existing Account or Meter Number (if applicable): _____

Property Owner Name (if different from above): _____
 Owner Address: _____
 Owner Phone Number: _____

Party Responsible for Construction costs associated with work order (if different from above)

Name: Verizon Wireless
 Address: 118 Flanders Road, Westborough MA 1581
 Phone Number: 508-320-2017

Please Note that Articles of Incorporation are required for new commercial EVERSOURCE Customers
Type of Service Requested: (Circle Appropriate)

New Service **Service Upgrade** **Service Relocation** **Temporary Service**
 Pole Relocation **Disconnect/Reconnect** **Service Removal** **Metering Only**
 OH Service from Pole, Pole# : _____ UG Service from; Riser-Pole # : _____ Padmount # : _____

Customer Loading

| Type of Load | New Connected Load in KVA | |
|------------------|---------------------------|-------------|
| | Single Phase | Three Phase |
| Lighting | | |
| Electric heat | | |
| Air Conditioning | | |
| Refrigeration | | |
| Cooking | | |
| Electric Dryer | | |
| Water Heater | | |
| Computer | | |
| Process Equip. | 14.4 | |
| Motors/Elevators | | |
| Miscellaneous | | |
| Totals | 14.4 | |

Brief Description of Work

Verizon Small Cell Install – Attach 1 antenna 1 RRH/Cabinet and 1 meter to the pole. Requires single phase 60Amp Service

Number of Meters Required:

Residential: _____ Commercial: _____ Public: _____
 Main Switch Voltage: _____ Amperage: _____ Phase: _____
 Service Voltage: _____ Amperage: _____ Phase: _____
 Facility Type (ie: school, hospital): _____ New Building Square Feet: _____

ALL 480V SERVICES REQUIRE COLD SEQUENCE METERING (DISCONNECT SWITCH ON THE LINE SIDE OF THE METER)

If more than 1 meter is required, how will meters be labeled? (ie: Unit 1, 2, etc, Unit A, B, etc.)

Additional Equipment:

Generator: KW: _____ Phase: _____ Purpose: _____

Motor(S) : Total # : _____ Largest HP: _____ Phase: _____ Locked Rotor AMP: _____

Type of Starting Compensation (choose one): Hard Soft Capacitor VFD

*See Article 802 of EVERSOURCE Information and Requirements Book for Maximum LR current and Three Phase Protection *

Contact Name (circle appropriate):

Customer/Contractor/Consultant: Sean Conway

Street Address: 118 Flanders Road

City, State, Zip: Westborough, MA 01581

Telephone: 508-320-2017

Pager: _____

Cell: 508-330-3392

Best Time to Call: _____

Fax: _____

Electrician: TBD

License Number: _____

Business Name: Verizon Wireless

Street Address: 118 Flanders Road

City, State, Zip: Westborough MA 01581

Telephone: 508-320-2017

Pager: _____

Cell: _____

Best Time to Call: _____

Fax: _____

Please note that by Interconnecting with the EVERSOURCE Distribution System the Customer of Record acknowledges that they have reviewed and are in compliance with the EVERSOURCE Information & Requirements for Electric Service (Blue Book).

For New Commercial Services, New Residential Developments, New 13.8 kv Two Line Station Electric Service, please provide (2) copies of City/Town approved site plans that illustrates the new facility location and the proposed location of the new utilities (electric, gas, water, sewer, telecommunications) and a One-Line Diagram.

For Service Increases at existing facilities, please submit a One-Line Diagram if available.

For New Residential Services where a pole must be set, please provide (2) copies of a site plan that illustrates the proposed location of the new facilities.

For Temporary Service Requests, please provide (2) copies of a site plan illustrating service location.

You may Fax this Form or mail any additional correspondence to:

EVERSOURCE ENERGY Electric and Gas
One NSTAR Way
Westwood, MA, 02090
Tel: (781) 441 – 3851
Fax: (781) 441-3194
Cell: 339-987-7059
H. Kendrick SW340

FOR NSTAR USE ONLY

EVERSOURCE Revenue Allowance: _____

EVERSOURCE Rate: _____

KVA or KW rating of Existing Loads (if applicable):

Existing Winter Peak Demand: _____

Month/Date/Year: _____

Existing Summer Peak Demand: _____

Month/Date/Year: _____

APPLICATION AND POLE ATTACHMENT LICENSE - FORM 1

| | |
|--------------------------------|-----------------------------|
| Licensee | VERIZON WIRELESS |
| Agreement No. | AMA140012 |
| Pole Attachment License | AMA1400121761 |
| Customer License Number | Auburndale_MA_SC01 - 386589 |
| State of | MA |
| Municipality | NEWTON |

| Type of Attachment | Number of Attachments | Billing Description |
|---------------------------|------------------------------|--------------------------------|
| Anchor | 0 | |
| Antenna | 1 | MA CAE-POLE TOP ANTENNA-JO |
| Cable/ADSS | 0 | |
| Cable/Strand | 0 | |
| Decorative | 1 | MA CAE-POWER METER-JO |
| Drop | 0 | |
| ERUV | 0 | |
| Misc | 1 | MA - JOINT OWNED URBAN TELECOM |
| Overlash | 0 | |
| Power supply | 1 | MA - PS URBAN TELECOM |
| Riser | 0 | |

| | |
|------------------------------------|---|
| Total Attachments | 4 |
| Total Attachments Billable | 4 |
| Total Attachments - No Bill | 0 |

| | |
|--------------------------------|---------------------------------------|
| Licenser's Name (Print) | MATT GOGUEN |
| Signature | Approved by MATT GOGUEN on 10/29/2019 |
| Date | 10/29/2019 |
| Title | SUPV-NTWK ENG&OPS |
| Phone | 774/409-3047 |



February 3, 2020

City of Newton

1000 Commonwealth Ave

Newton Centre, MA 02459

Re: Authorization to Represent Cellco Partnership

To Whom It May Concern:

Cellco Partnership, a Delaware general partnership, d/b/a Verizon Wireless ("Verizon Wireless") hereby authorizes its attorneys, Robinson & Cole, LLP, to represent Verizon Wireless before the City of Newton City Council and any other Town boards or offices, in applying for any and all necessary approvals for proposed small cell wireless facilities on utility poles in the City of Newton, and to complete and sign any related applications on its behalf.

A copy of this letter shall be regarded as having the same effect as the original.

Sincerely,

A handwritten signature in blue ink, appearing to be "SC", written over a horizontal line. The signature is stylized and extends to the right of the line.

[Sean Conway, Principal Engineer – RE/Regulatory]

Cellco Partnership
d/b/a Verizon Wireless
118 Flanders Road
Westborough, MA 01581



118 Flanders Road, 3rd Floor
Westborough, MA 01581

AFFIDAVIT ON BEHALF OF VERIZON WIRELESS

The undersigned, in support of applications to install a wireless telecommunications facility consisting of antennas and associated radio equipment on existing wooden utility poles located in the City of Newton, Massachusetts states the following:

1. My name is Sean Conway. I am a Principal Engineer – RE/Regulatory for Verizon Wireless in Massachusetts.
2. Verizon Wireless is a federally licensed provider of wireless communications services with a national footprint.
3. As part of its network development to improve its service to users of its wireless network, Verizon Wireless is proposing to construct small cell wireless facilities on certain utility poles in the City of Newton. It has received the necessary permission from the owners of those utility poles to place antennas and radio equipment and other related cabling and equipment on the poles that are the subject of the applications.
3. Verizon Wireless certifies that its proposed facilities will be in compliance with applicable Federal Communications Commission standards and requirements including the standards for radio frequency emissions.
4. Verizon Wireless confirms that the attachments to be placed on the poles will not be reflective.
5. Verizon Wireless confirms that the proposed facilities will generate as little noise as is technically feasible and commercially practicable and will comply with the City of Newton noise ordinance.

Signed under the pains and penalties of perjury this 3rd day of February, 2020

Sean Conway
Principal Engineer – RE/Regulatory