



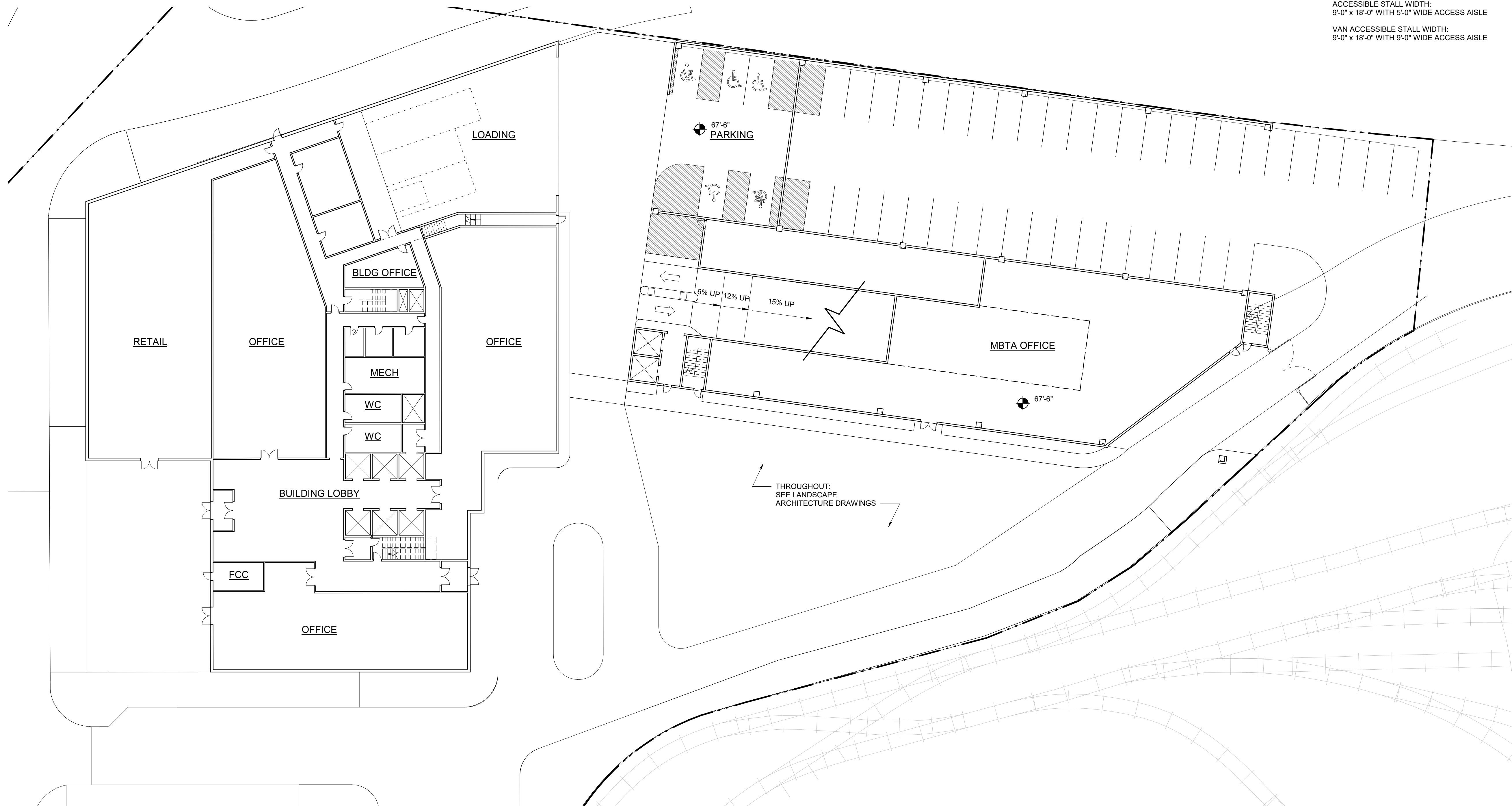
PARKING SCHEDULE - BUILDING 1		
PARKING TYPE	STALL SIZE	COUNT
Level 1		
STANDARD	18' - 0" x 9' - 0"	22
ACCESSIBLE	18' - 0" x 9' - 0"	3
ACC. VAN	18' - 0" x 9' - 0"	2
TOTAL		27
Level 2		
STANDARD	18' - 0" x 9' - 0"	64
COMPACT 1	17' - 0" x 8' - 6"	9
ACCESSIBLE	18' - 0" x 9' - 0"	7
TOTAL		80
Level 3		
STANDARD	18' - 0" x 9' - 0"	65
COMPACT 1	17' - 0" x 8' - 6"	18
TOTAL		83
Level 4		
STANDARD	18' - 0" x 9' - 0"	65
COMPACT 1	17' - 0" x 8' - 6"	18
TOTAL		83

PARKING SCHEDULE - BUILDING 1		
PARKING TYPE	STALL SIZE	COUNT
Level 5		
STANDARD	18' - 0" x 9' - 0"	65
COMPACT 1	17' - 0" x 8' - 6"	18
TOTAL		83
Level 6		
STANDARD	18' - 0" x 9' - 0"	65
COMPACT 1	17' - 0" x 8' - 6"	18
TOTAL		83
Level 7		
STANDARD	18' - 0" x 9' - 0"	65
COMPACT 1	17' - 0" x 8' - 6"	18
TOTAL		83
Level 8		
STANDARD	18' - 0" x 9' - 0"	15
COMPACT 1	17' - 0" x 8' - 6"	9
TOTAL		24
GRAND TOTAL		546

NOTE:

ACCESSIBLE STALL WIDTH:
9'-0" x 18'-0" WITH 5'-0" WIDE ACCESS AISLE

VAN ACCESSIBLE STALL WIDTH:
9'-0" x 18'-0" WITH 9'-0" WIDE ACCESS AISLE



101 Walnut Street
PO Box 9151
Watertown, MA 02471
617.924.1770
vhb.com

Design Architect:



David M Schwarz Architects Inc.
1707 L St NW
Washington, DC - 20036
202.862.0777
dmsas.com

Riverside Master Plan - Newton, MA

Grove Street, Newton, Massachusetts

No.	Revision	Date	Appr'd.
2	REVISED BLDG PROGRAM	09/06/2019	

Designed by	Checked by

Issued for: **SPECIAL PERMIT** Date: **03/27/19**

Not Approved for Construction

Drawing Title
BUILDING 1 - LEVEL 1 PLAN

Drawing Number

A-1.01

Sheet 31 of 45

Project Number
10865.03

9/6/2019 4:41:47 PM

LEVEL 1
SCALE: 1" = 20'-0"



PARKING SCHEDULE - BUILDING 1		
PARKING TYPE	STALL SIZE	COUNT
Level 1		
STANDARD	18' - 0" x 9' - 0"	22
ACCESSIBLE	18' - 0" x 9' - 0"	3
ACC. VAN	18' - 0" x 9' - 0"	2
TOTAL		27
Level 2		
STANDARD	18' - 0" x 9' - 0"	64
COMPACT 1	17' - 0" x 8' - 6"	9
ACCESSIBLE	18' - 0" x 9' - 0"	7
TOTAL		80
Level 3		
STANDARD	18' - 0" x 9' - 0"	65
COMPACT 1	17' - 0" x 8' - 6"	18
TOTAL		83
Level 4		
STANDARD	18' - 0" x 9' - 0"	65
COMPACT 1	17' - 0" x 8' - 6"	18
TOTAL		83

PARKING SCHEDULE - BUILDING 1		
PARKING TYPE	STALL SIZE	COUNT
Level 5		
STANDARD	18' - 0" x 9' - 0"	65
COMPACT 1	17' - 0" x 8' - 6"	18
TOTAL		83
Level 6		
STANDARD	18' - 0" x 9' - 0"	65
COMPACT 1	17' - 0" x 8' - 6"	18
TOTAL		83
Level 7		
STANDARD	18' - 0" x 9' - 0"	65
COMPACT 1	17' - 0" x 8' - 6"	18
TOTAL		83
Level 8		
STANDARD	18' - 0" x 9' - 0"	15
COMPACT 1	17' - 0" x 8' - 6"	9
TOTAL		24
GRAND TOTAL		546

NOTE:

ACCESSIBLE STALL WIDTH:
9'-0" x 18'-0" WITH 5'-0" WIDE ACCESS AISLE

VAN ACCESSIBLE STALL WIDTH:
9'-0" x 18'-0" WITH 9'-0" WIDE ACCESS AISLE



101 Walnut Street
PO Box 9151
Watertown, MA 02471
617.924.1770
vhb.com

Design Architect:



David M Schwarz Architects Inc.
1707 L St NW
Washington, DC - 20036
202.862.0777
dmsas.com



Riverside Master Plan - Newton, MA

Grove Street, Newton, Massachusetts

No.	Revision	Date	Appvd.
2	REVISED BLDG PROGRAM	09/06/2019	

Designed by	Checked by
Issued for	Date
SPECIAL PERMIT	03/27/19

Not Approved for Construction

BUILDING 1 - TYPICAL LEVELS 2-10 PLAN

Drawing Number

A-1.02

Sheet of

Project Number
10865.03

LEVELS 2-10
SCALE: 1" = 20'-0"

9/6/2019 4:41:50 PM



101 Walnut Street
 PO Box 9151
 Watertown, MA 02471
 617.924.1770
 vhb.com

Design Architect:



David M Schwarz Architects Inc.
 1707 L St NW
 Washington, DC - 20036
 202.862.0777
 dmsas.com

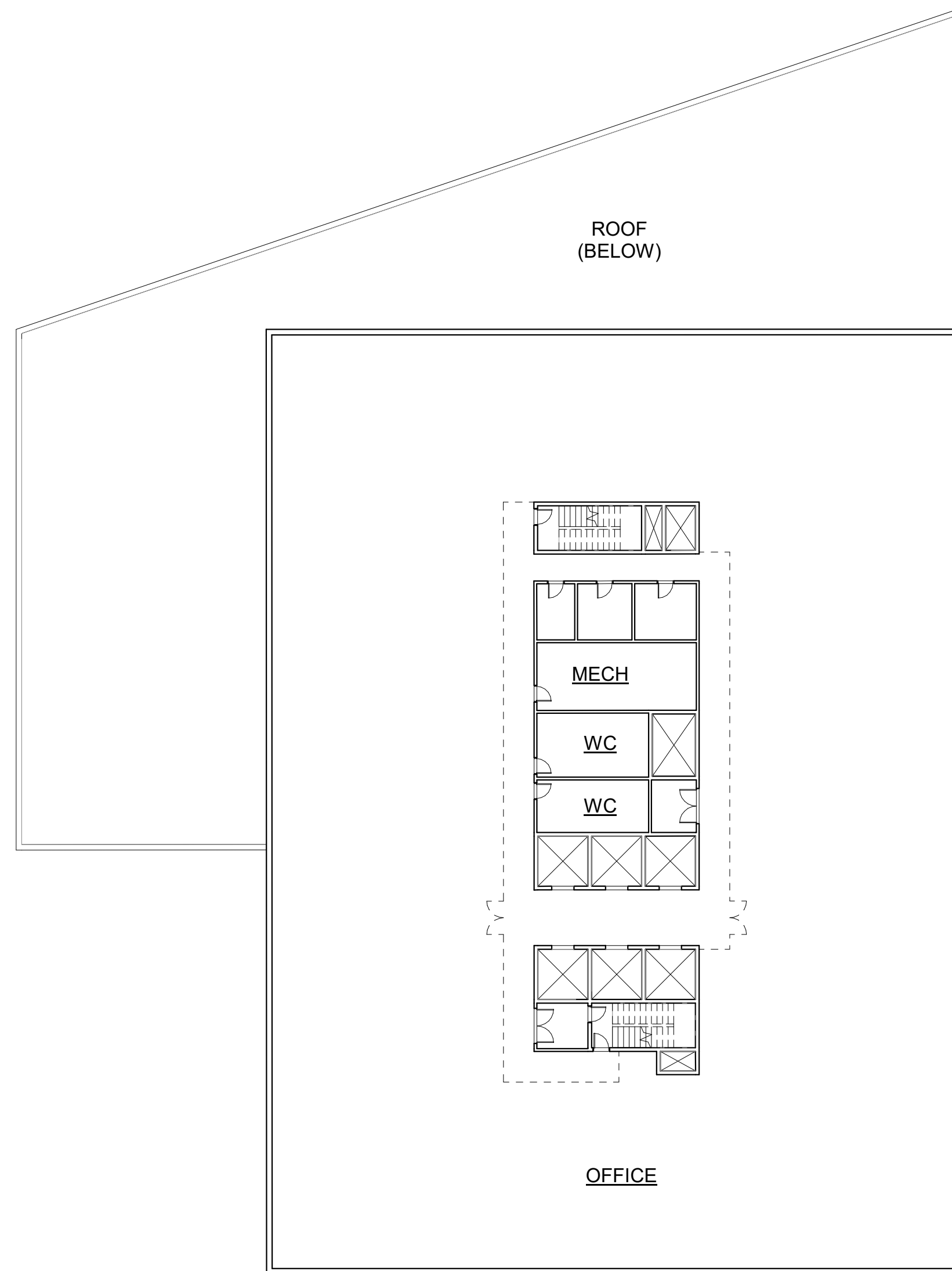
PARKING SCHEDULE - BUILDING 1		
PARKING TYPE	STALL SIZE	COUNT
Level 1		
STANDARD	18' - 0" x 9' - 0"	22
ACCESSIBLE	18' - 0" x 9' - 0"	3
ACC. VAN	18' - 0" x 9' - 0"	2
TOTAL		27
Level 2		
STANDARD	18' - 0" x 9' - 0"	64
COMPACT 1	17' - 0" x 8' - 6"	9
ACCESSIBLE	18' - 0" x 9' - 0"	7
TOTAL		80
Level 3		
STANDARD	18' - 0" x 9' - 0"	65
COMPACT 1	17' - 0" x 8' - 6"	18
TOTAL		83
Level 4		
STANDARD	18' - 0" x 9' - 0"	65
COMPACT 1	17' - 0" x 8' - 6"	18
TOTAL		83

PARKING SCHEDULE - BUILDING 1		
PARKING TYPE	STALL SIZE	COUNT
Level 5		
STANDARD	18' - 0" x 9' - 0"	65
COMPACT 1	17' - 0" x 8' - 6"	18
TOTAL		83
Level 6		
STANDARD	18' - 0" x 9' - 0"	65
COMPACT 1	17' - 0" x 8' - 6"	18
TOTAL		83
Level 7		
STANDARD	18' - 0" x 9' - 0"	65
COMPACT 1	17' - 0" x 8' - 6"	18
TOTAL		83
Level 8		
STANDARD	18' - 0" x 9' - 0"	15
COMPACT 1	17' - 0" x 8' - 6"	9
TOTAL		24
GRAND TOTAL		546

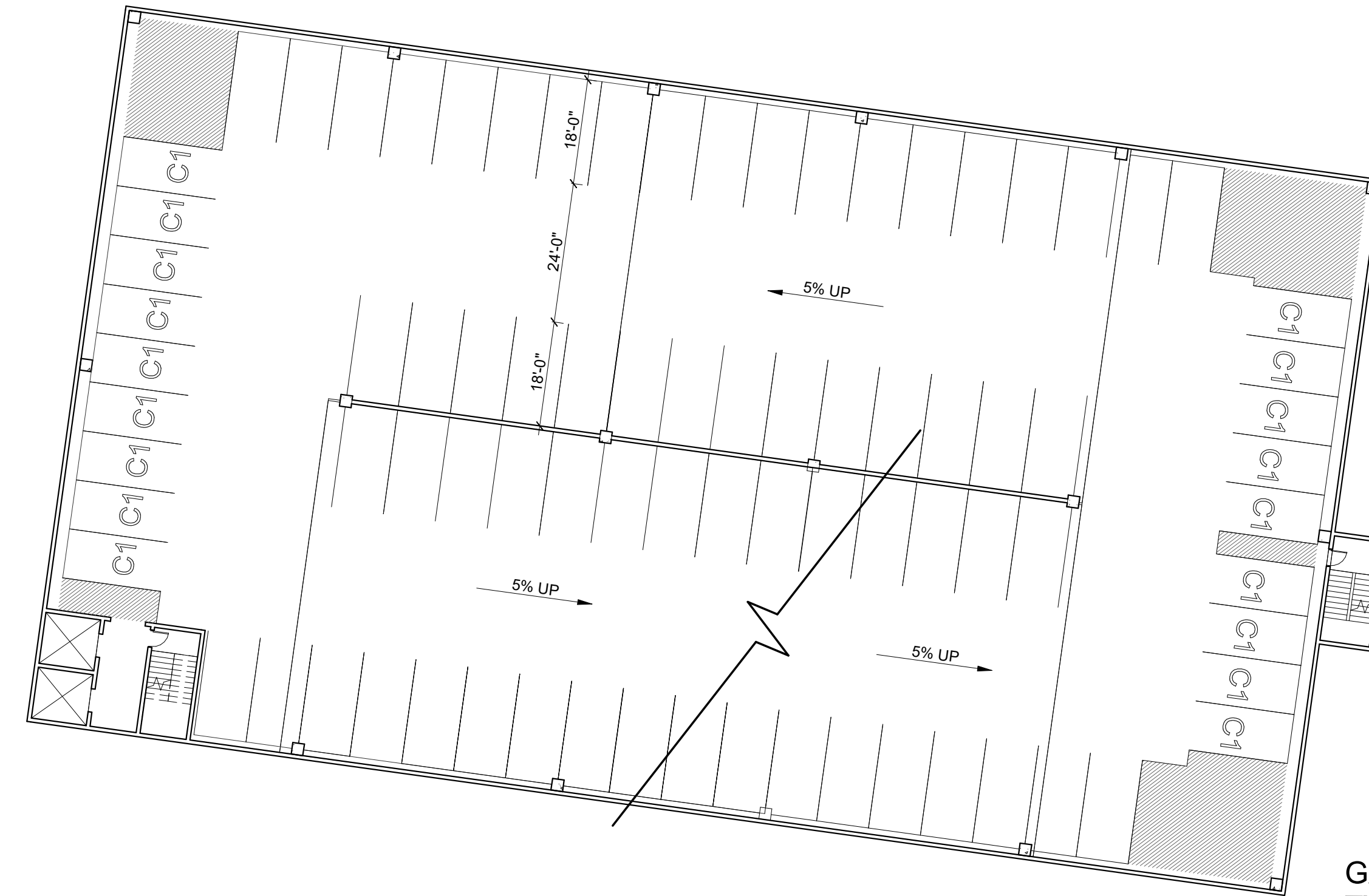
NOTE:

ACCESSIBLE STALL WIDTH:
 9'-0" x 18'-0" WITH 5'-0" WIDE ACCESS AISLE

VAN ACCESSIBLE STALL WIDTH:
 9'-0" x 18'-0" WITH 9'-0" WIDE ACCESS AISLE



OFFICE
 TYP. AT LEVELS 11 - 13



GARAGE
 TYP AT LEVELS 3-7

LEVELS 11-13
 SCALE: 1" = 20'-0"

Riverside Master
 Plan - Newton, MA

Grove Street, Newton, Massachusetts

No.	Revision	Date	Appvd.
2	REVISED BLDG PROGRAM	09/06/2019	

Designed by	Checked by
Issued for	Date
SPECIAL PERMIT	03/27/19

Not Approved for Construction

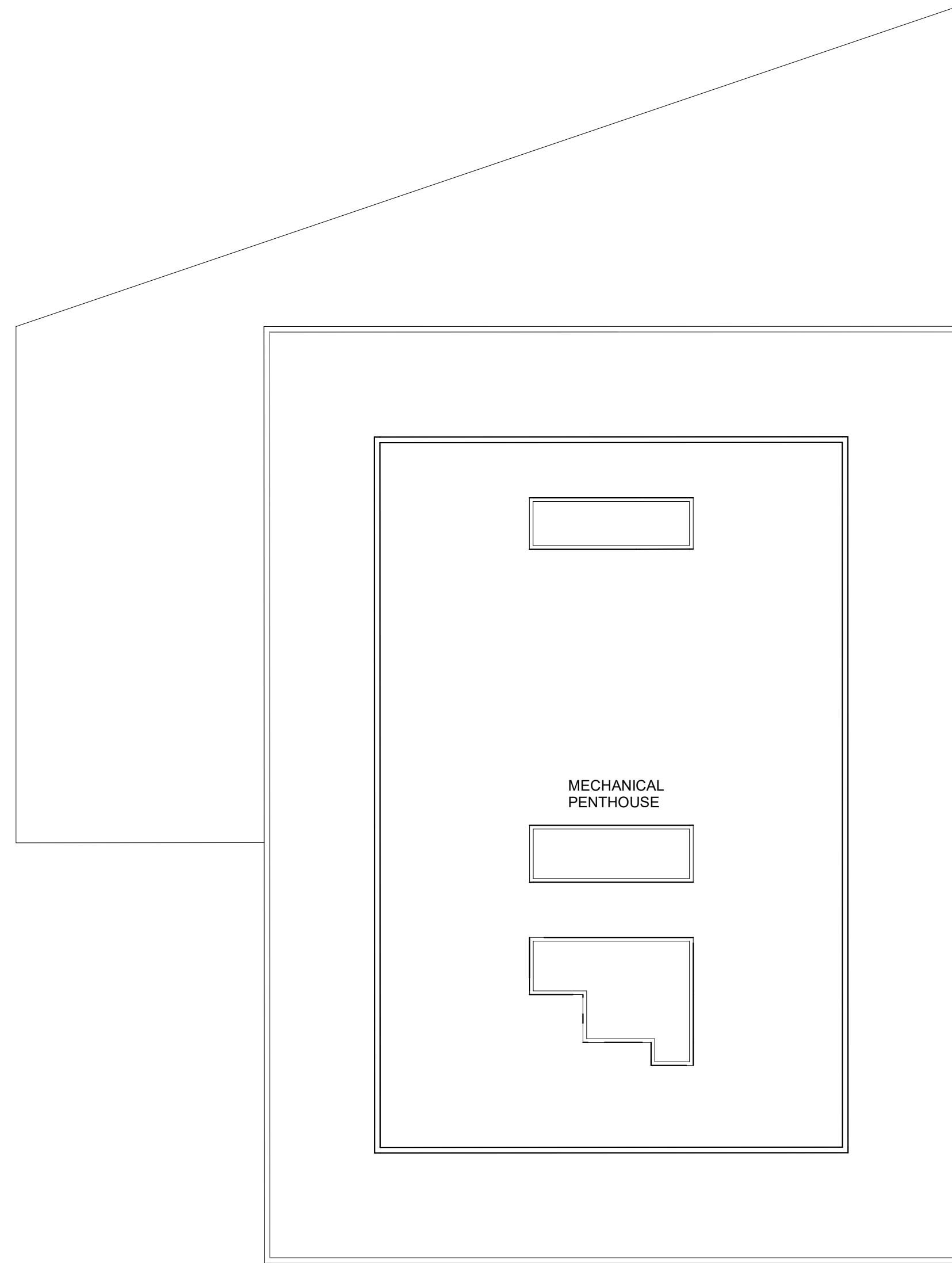
Building Title
**BUILDING 1 - TYPICAL LEVELS
 11-13 PLAN**

Drawing Number

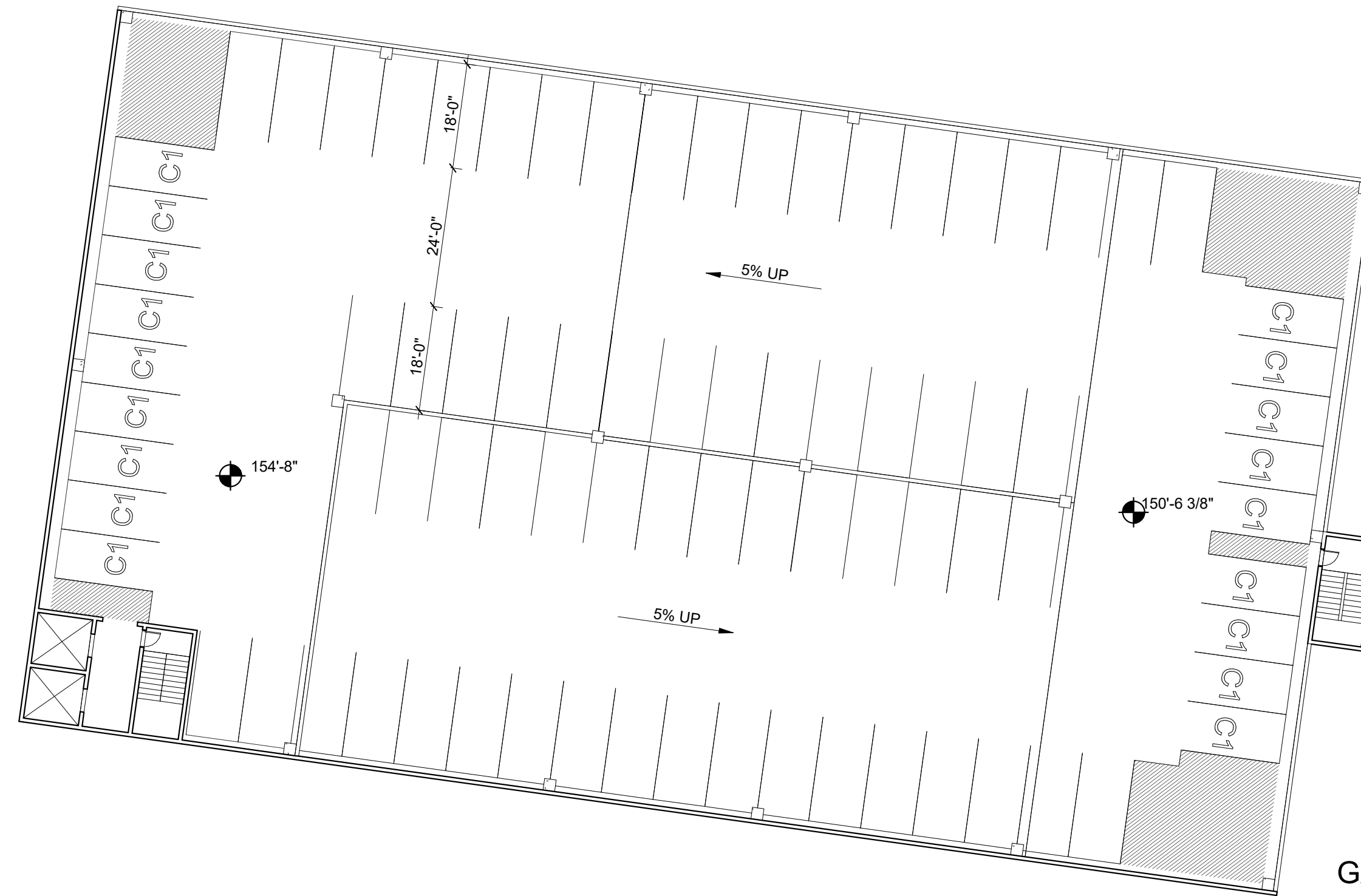
A-1.03

Sheet of

Project Number
 10865.03



OFFICE ROOF



GARAGE LEVEL 8

PARKING SCHEDULE - BUILDING 1		
PARKING TYPE	STALL SIZE	COUNT
Level 1		
STANDARD	18' - 0" x 9' - 0"	22
ACCESSIBLE	18' - 0" x 9' - 0"	3
ACC. VAN	18' - 0" x 9' - 0"	2
TOTAL		27
Level 2		
STANDARD	18' - 0" x 9' - 0"	64
COMPACT 1	17' - 0" x 8' - 6"	9
ACCESSIBLE	18' - 0" x 9' - 0"	7
TOTAL		80
Level 3		
STANDARD	18' - 0" x 9' - 0"	65
COMPACT 1	17' - 0" x 8' - 6"	18
TOTAL		83
Level 4		
STANDARD	18' - 0" x 9' - 0"	65
COMPACT 1	17' - 0" x 8' - 6"	18
TOTAL		83

PARKING SCHEDULE - BUILDING 1		
PARKING TYPE	STALL SIZE	COUNT
Level 5		
STANDARD	18' - 0" x 9' - 0"	65
COMPACT 1	17' - 0" x 8' - 6"	18
TOTAL		83
Level 6		
STANDARD	18' - 0" x 9' - 0"	65
COMPACT 1	17' - 0" x 8' - 6"	18
TOTAL		83
Level 7		
STANDARD	18' - 0" x 9' - 0"	65
COMPACT 1	17' - 0" x 8' - 6"	18
TOTAL		83
Level 8		
STANDARD	18' - 0" x 9' - 0"	15
COMPACT 1	17' - 0" x 8' - 6"	9
TOTAL		24
GRAND TOTAL		546

NOTE:

ACCESSIBLE STALL WIDTH:
9'-0" x 18'-0" WITH 5'-0" WIDE ACCESS AISLE

VAN ACCESSIBLE STALL WIDTH:
9'-0" x 18'-0" WITH 9'-0" WIDE ACCESS AISLE



101 Walnut Street
PO Box 9151
Watertown, MA 02471
617.924.1770
vhb.com

Design Architect:



David M Schwarz Architects Inc.
1707 L St NW
Washington, DC - 20036
202.862.0777
dmsas.com

**Riverside Master
Plan - Newton, MA**

Grove Street, Newton, Massachusetts

No.	Revision	Date	Appr'd
2	REVISED BLDG PROGRAM	09/06/2019	

Designed by	Checked by

Issued for: SPECIAL PERMIT Date: 03/27/19

Not Approved for Construction

**BUILDING 1 - TOP LEVEL
PLAN**

Drawing Number

A-1.04

Sheet of

TOP LEVEL
SCALE: 1" = 20'-0"

Project Number
10865.03



101 Walnut Street
 PO Box 9151
 Watertown, MA 02471
 617.924.1770
 vhb.com

Design Architect:



David M Schwarz Architects Inc.
 1707 L St NW
 Washington, DC - 20036
 202.862.0777
 dmsas.com

Riverside Master Plan - Newton, MA

Grove Street, Newton, Massachusetts

No.	Revision	Date	Appr'd
2	REVISED BLDG PROGRAM	09/06/2019	

Designed by	Checked by

Issued for	Date
SPECIAL PERMIT	03/27/19

Not Approved for Construction

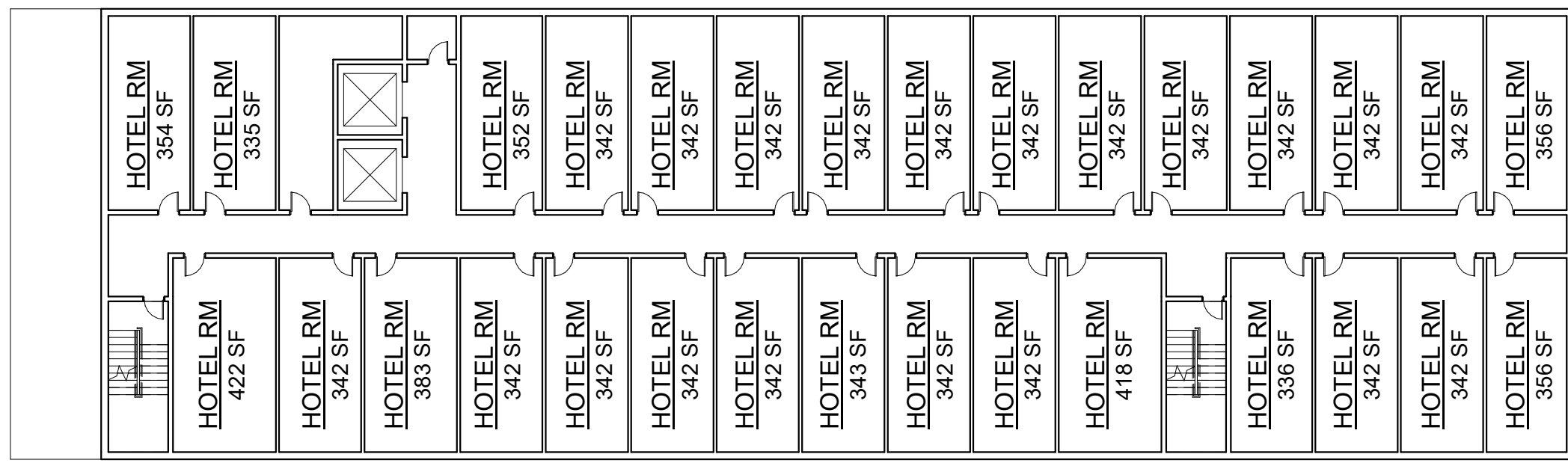
**BUILDING 2 - HOTEL PLANS -
 LEVELS 1-6**

Drawing Number

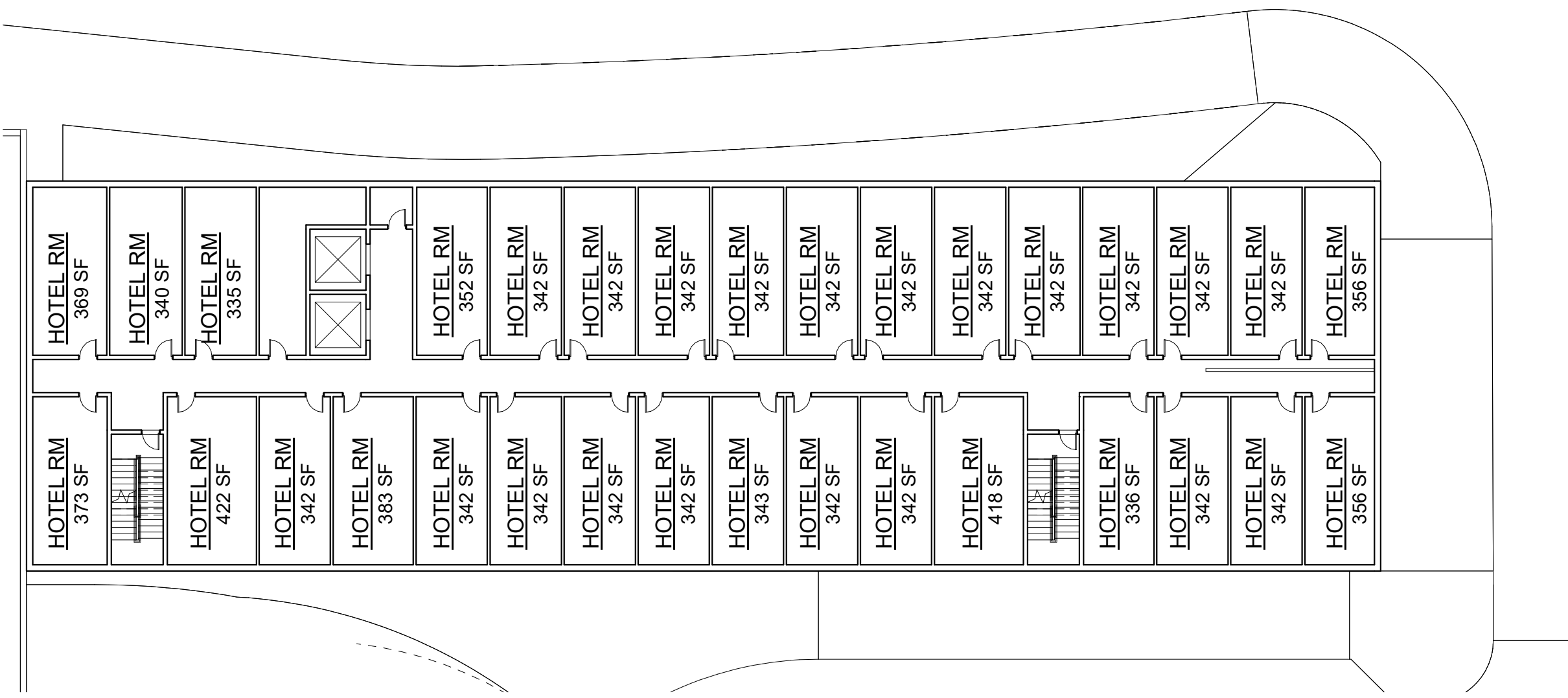
A-2.01

Sheet of

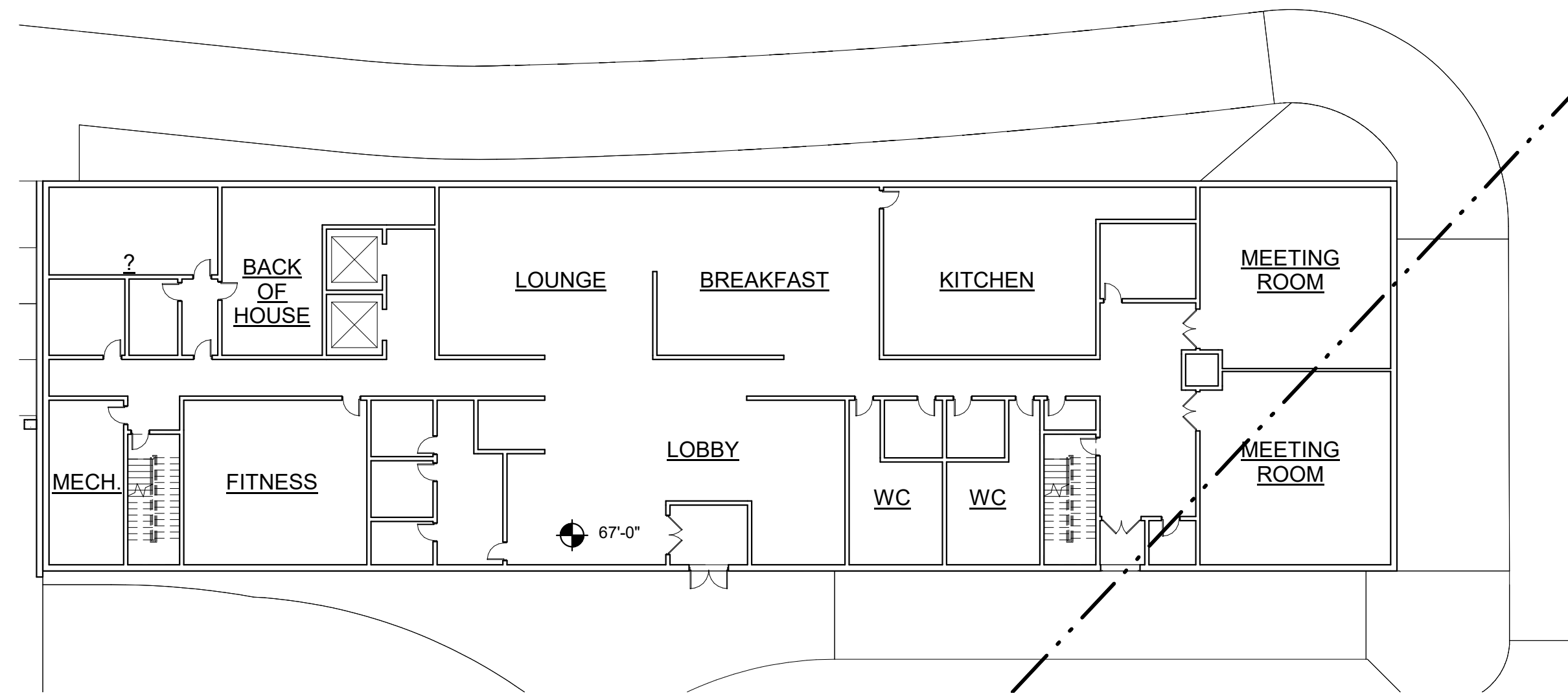
Project Number
 10865.03



LEVELS 4-6
 SCALE: 1" = 20'-0"



LEVELS 2-3
 SCALE: 1" = 20'-0"

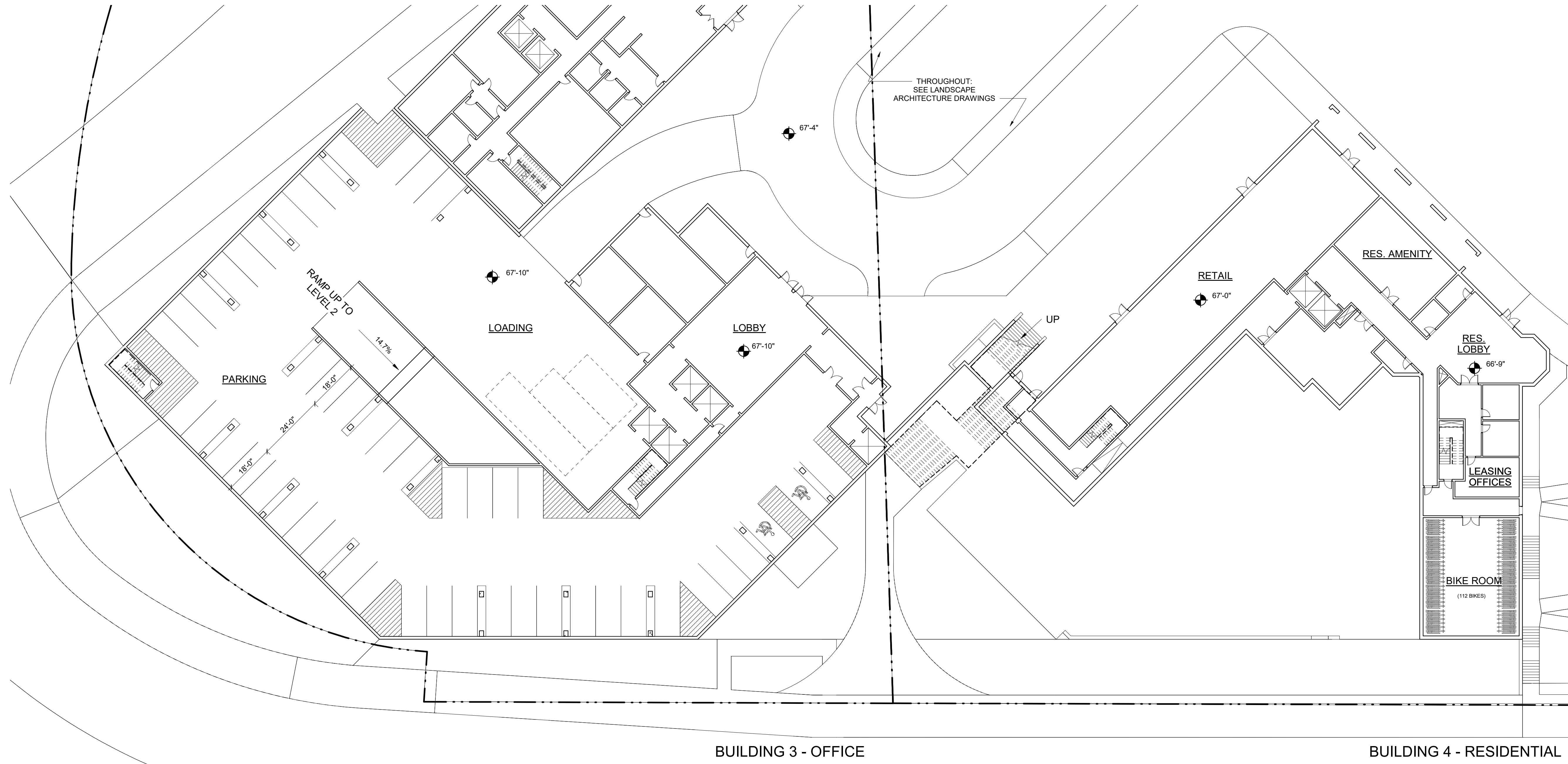


LEVEL 1
 SCALE: 1" = 20'-0"



PARKING SCHEDULE - BLOCK 3/4		
PARKING TYPE	STALL SIZE	COUNT
Level 1		
STANDARD	18'-0" x 9'-0"	47
ADA VAN	18'-0" x 9'-0"	2
TOTAL		49
Level 2 - Garage		
STANDARD	18'-0" x 9'-0"	51
ADA	18'-0" x 9'-0"	2
TOTAL		53
Level 3 - Garage		
STANDARD	18'-0" x 9'-0"	69
ADA	18'-0" x 9'-0"	2
TOTAL		71
GRAND TOTAL		173

NOTE:
 ACCESSIBLE STALL WIDTH:
 9'-0" x 18'-0" WITH 5'-0" WIDE ACCESS AISLE
 VAN ACCESSIBLE STALL WIDTH:
 9'-0" x 18'-0" WITH 9'-0" WIDE ACCESS AISLE



101 Walnut Street
 PO Box 9151
 Watertown, MA 02471
 617.924.1770
 vhb.com

Design Architect:



David M Schwarz Architects Inc.
 1707 L St NW
 Washington, DC - 20036
 202.862.0777
 dmsas.com

Riverside Master Plan - Newton, MA

Grove Street, Newton, Massachusetts

No.	Revision	Date	Apprd.
2	REVISED BLDG PROGRAM	09/06/2019	

Designed by	Checked by

Issued for	Date
SPECIAL PERMIT	03/27/19

Not Approved for Construction
 Drawing Title
BUILDING 3/4 - LEVEL 1 PLAN

Drawing Number
A-3.01
 Sheet of

Project Number
 10865.03

LEVEL 1
 SCALE: 1" = 20'-0"

9/6/2019 4:42:04 PM



PARKING SCHEDULE - BLOCK 3/4		
PARKING TYPE	STALL SIZE	COUNT
Level 1		
STANDARD	18'-0" x 9'-0"	47
ADA VAN	18'-0" x 9'-0"	2
TOTAL		49
Level 2 - Garage		
STANDARD	18'-0" x 9'-0"	51
ADA	18'-0" x 9'-0"	2
TOTAL		53
Level 3 - Garage		
STANDARD	18'-0" x 9'-0"	69
ADA	18'-0" x 9'-0"	2
TOTAL		71
GRAND TOTAL		173

NOTE:
 ACCESSIBLE STALL WIDTH:
 9'-0" x 18'-0" WITH 5'-0" WIDE ACCESS AISLE
 VAN ACCESSIBLE STALL WIDTH:
 9'-0" x 18'-0" WITH 9'-0" WIDE ACCESS AISLE



101 Walnut Street
 PO Box 9151
 Watertown, MA 02471
 617.924.1770
 vhb.com

Design Architect:



David M Schwarz Architects Inc.
 1707 L St NW
 Washington, DC - 20036
 202.862.0777
 dmsas.com

Riverside Master Plan - Newton, MA

Grove Street, Newton, Massachusetts

No.	Revision	Date	Apprd.
2	REVISED BLDG PROGRAM	09/06/2019	

Designed by	Checked by

Issued for	Date
SPECIAL PERMIT	03/27/19

Not Approved for Construction

Drawing Title
BUILDING 3/4 - LEVEL 2 PLAN

Drawing Number

A-3.02

Sheet of

Project Number
 10865.03

9/6/2019 4:42:07 PM

LEVEL 2
 SCALE: 1" = 20'-0"



PARKING SCHEDULE - BLOCK 3/4		
PARKING TYPE	STALL SIZE	COUNT
Level 1		
STANDARD	18'-0" x 9'-0"	47
ADA VAN	18'-0" x 9'-0"	2
TOTAL		49
Level 2 - Garage		
STANDARD	18'-0" x 9'-0"	51
ADA	18'-0" x 9'-0"	2
TOTAL		53
Level 3 - Garage		
STANDARD	18'-0" x 9'-0"	69
ADA	18'-0" x 9'-0"	2
TOTAL		71
GRAND TOTAL		173

NOTE:
 ACCESSIBLE STALL WIDTH:
 9'-0" x 18'-0" WITH 5'-0" WIDE ACCESS AISLE
 VAN ACCESSIBLE STALL WIDTH:
 9'-0" x 18'-0" WITH 9'-0" WIDE ACCESS AISLE



101 Walnut Street
 PO Box 9151
 Watertown, MA 02471
 617.924.1770
 vhb.com

Design Architect:



David M Schwarz Architects Inc.
 1707 L St NW
 Washington, DC - 20036
 202.862.0777
 dmsas.com



Riverside Master Plan - Newton, MA

Grove Street, Newton, Massachusetts

No.	Revision	Date	Apprv.
2	REVISED BLDG PROGRAM	09/06/2019	

Designed by	Checked by

Issued for: SPECIAL PERMIT Date: 03/27/19

Not Approved for Construction

BUILDING 3/4 - LEVEL 3 PLAN

Drawing Number

A-3.03

Sheet of

Project Number
10865.03

LEVEL 3
 SCALE: 1" = 20'-0"

BUILDING 3 - OFFICE

BUILDING 4 - RESIDENTIAL

9/6/2019 4:42:11 PM

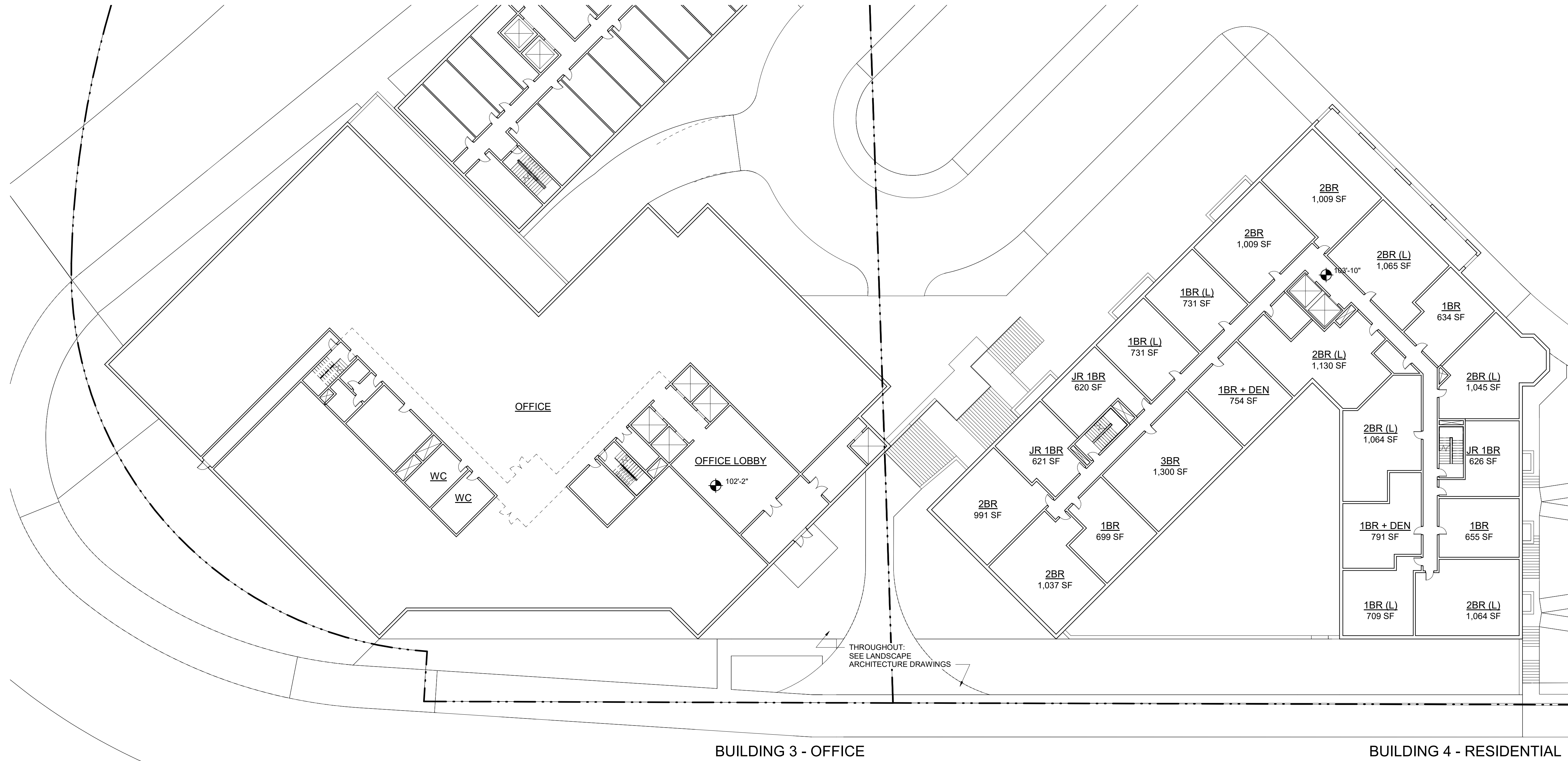


101 Walnut Street
 PO Box 9151
 Watertown, MA 02471
 617.924.1770
 vhb.com

Design Architect:



David M Schwarz Architects Inc.
 1707 L St NW
 Washington, DC - 20036
 202.862.0777
 dmsas.com



Riverside Master Plan - Newton, MA
 Grove Street, Newton, Massachusetts

No.	Revision	Date	Appr'd
2	REVISED BLDG PROGRAM	09/06/2019	

Designed by	Checked by

Issued for	Date
SPECIAL PERMIT	03/27/19

Not Approved for Construction
 Drawing Title
BUILDING 3/4 - LEVEL 4 PLAN

Drawing Number
A-3.04
 Sheet of

Project Number
 10865.03

9/6/2019 4:42:14 PM

LEVEL 4
 SCALE: 1" = 20'-0"

BUILDING 3 - OFFICE

BUILDING 4 - RESIDENTIAL



101 Walnut Street
 PO Box 9151
 Watertown, MA 02471
 617.924.1770
 vhb.com

Design Architect:



David M Schwarz Architects Inc.
 1707 L St NW
 Washington, DC - 20036
 202.862.0777
 dmsas.com



BUILDING 3 - OFFICE
 LEVELS 5-8

BUILDING 4 - RESIDENTIAL
 LEVELS 5-6

TYPICAL LEVELS
 SCALE: 1" = 20'-0"

Riverside Master
 Plan - Newton, MA
 Grove Street, Newton, Massachusetts

No.	Revision	Date	App'd
2	REVISED BLDG PROGRAM	09/06/2019	

Designed by	Checked by

Issued for: SPECIAL PERMIT Date: 03/27/19

Not Approved for Construction
 Drawing Title: BUILDING 3/4 - LEVELS 5 & 6 PLANS

Drawing Number: A-3.05
 Sheet of

Project Number: 10865.03

9/6/2019 4:42:16 PM



101 Walnut Street
 PO Box 9151
 Watertown, MA 02471
 617.924.1770
 vhb.com

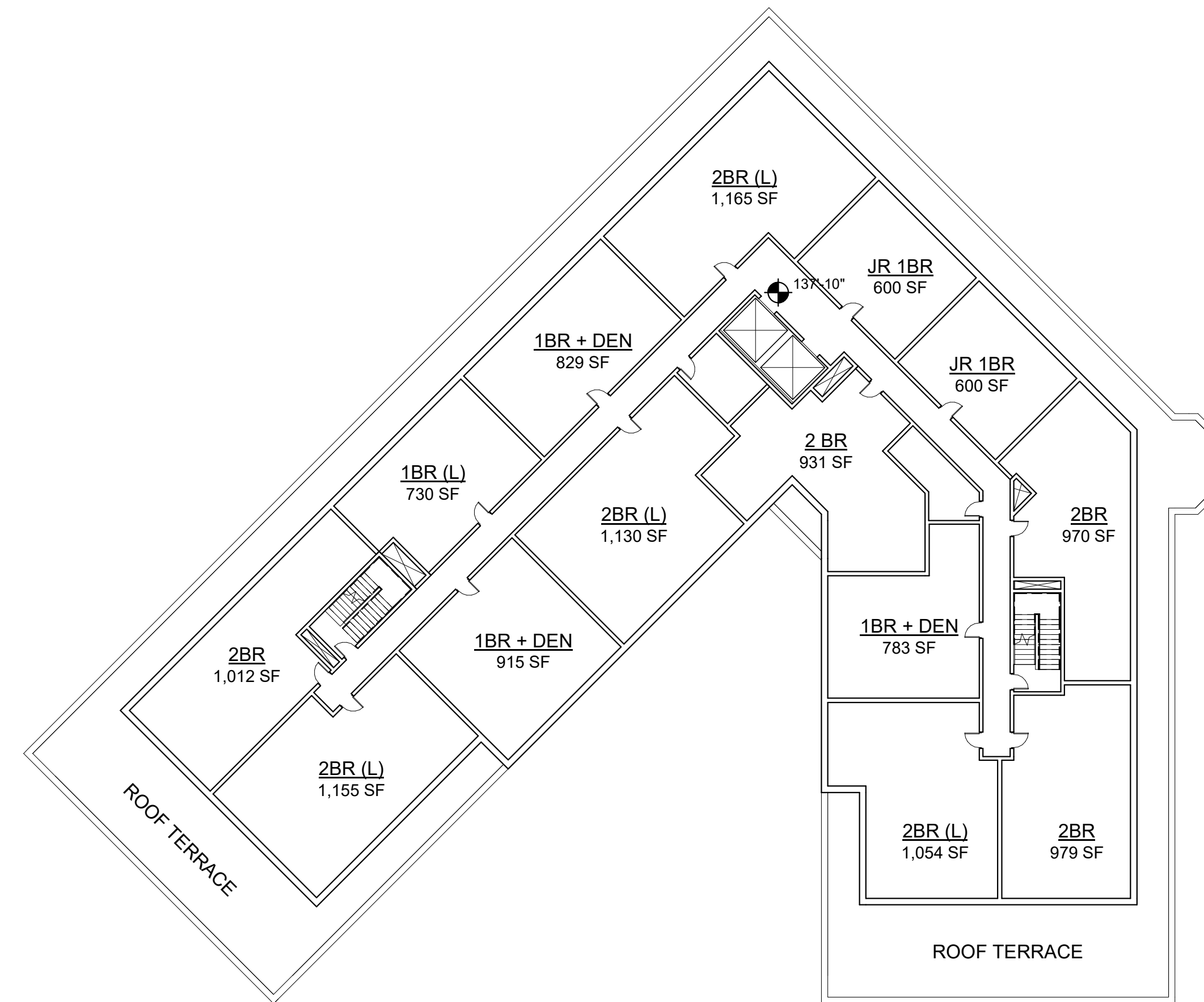
Design Architect:



David M Schwarz Architects Inc.
 1707 L St NW
 Washington, DC - 20036
 202.862.0777
 dmsas.com



BUILDING 3 - OFFICE
 PENTHOUSE LVL



BUILDING 4 - RESIDENTIAL
 LEVEL 7

UPPER LEVELS
 SCALE: 1" = 20'-0"

Riverside Master
 Plan - Newton, MA

Grove Street, Newton, Massachusetts

No.	Revision	Date	Apprv.
2	REVISED BLDG PROGRAM	09/06/2019	

Designed by	Checked by

Issued for	Date
SPECIAL PERMIT	03/27/19

Not Approved for Construction

Drawing Title
**BUILDING 3/4 - TOP LEVEL
 PLANS**

Drawing Number

A-3.06

Sheet of

Project Number
 10865.03

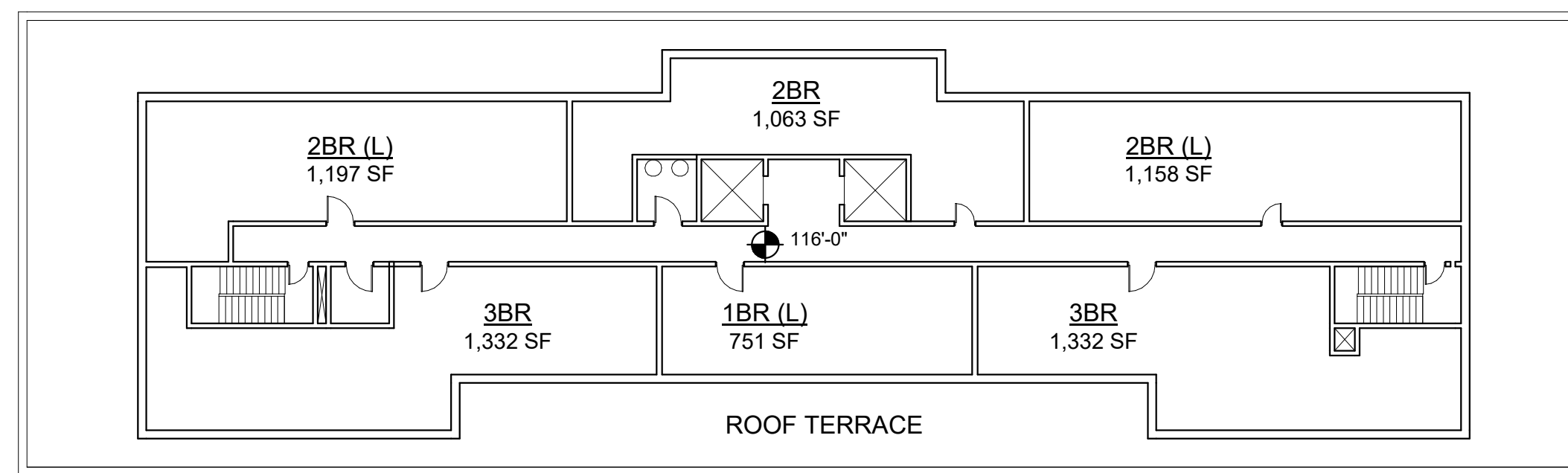


101 Walnut Street
 PO Box 9151
 Watertown, MA 02471
 617.924.1770
 vhb.com

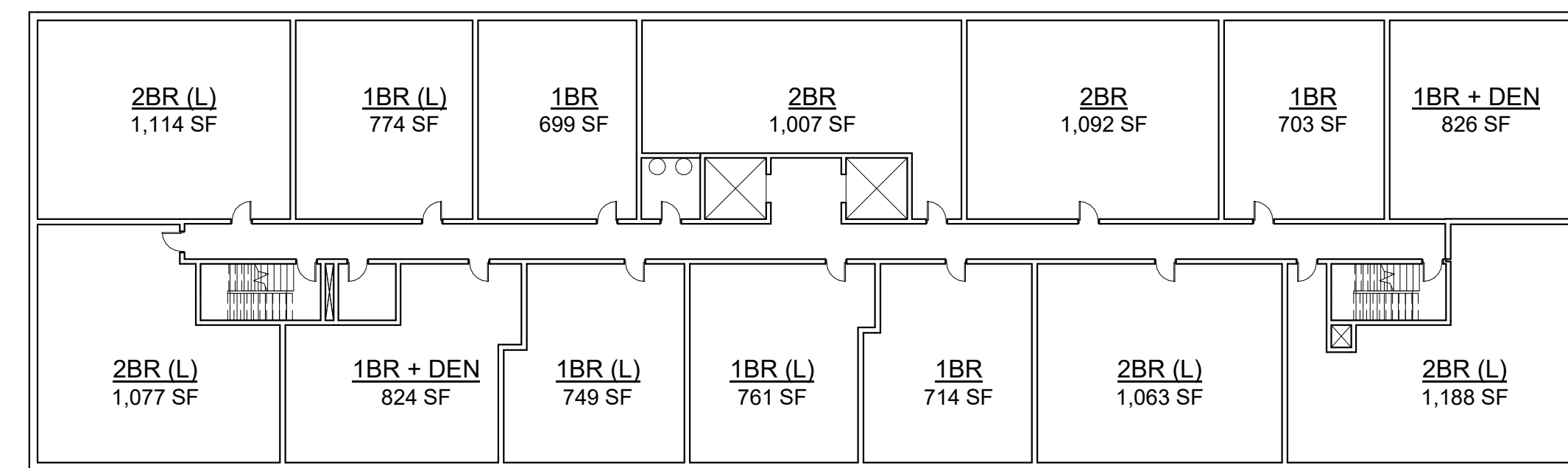
Design Architect:



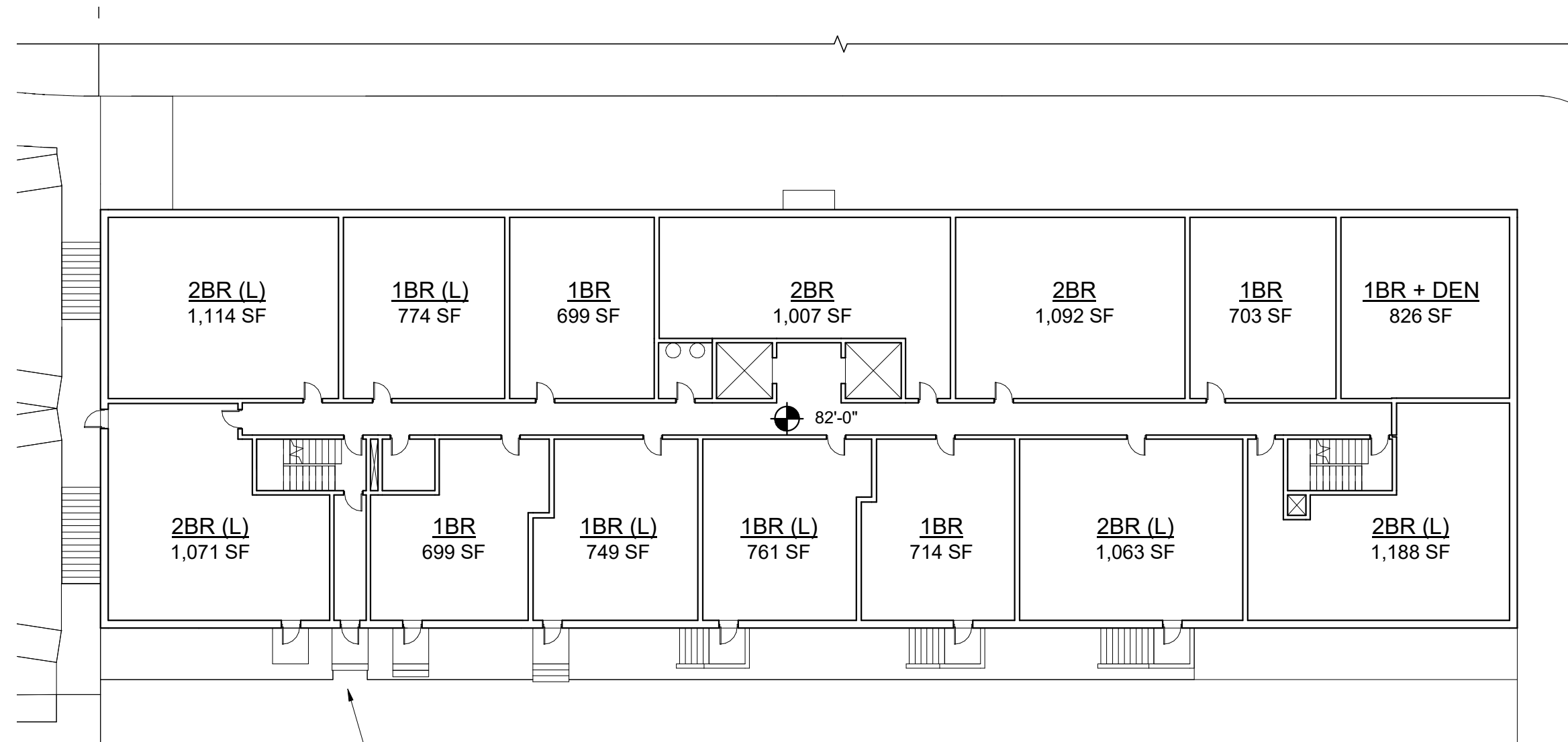
David M Schwarz Architects Inc.
 1707 L St NW
 Washington, DC - 20036
 202.862.0777
 dmsas.com



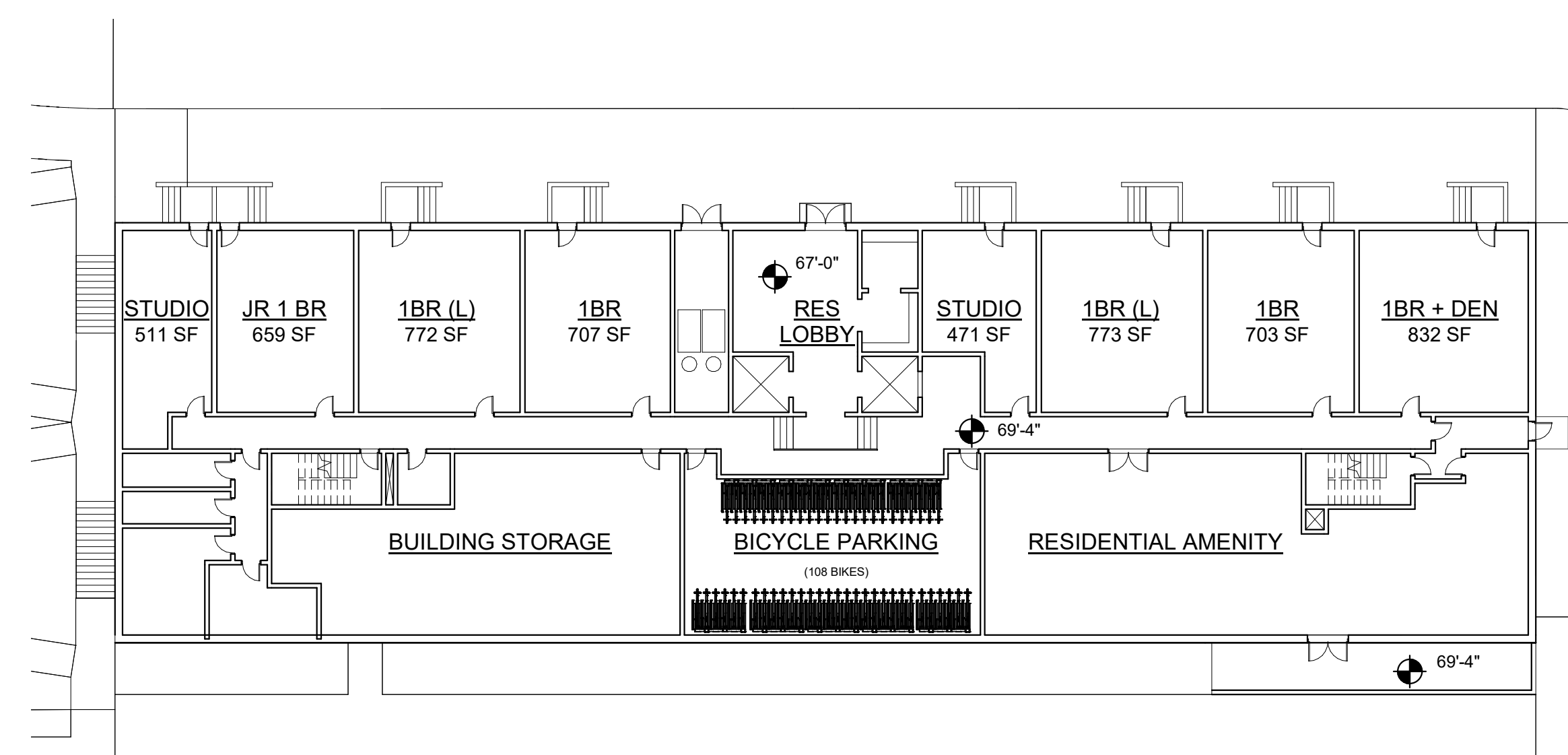
LEVEL 5
 SCALE: 1" = 20'-0"



LEVELS 3-4
 SCALE: 1" = 20'-0"



LEVEL 2
 SCALE: 1" = 20'-0"



LEVEL 1
 SCALE: 1" = 20'-0"

Riverside Master Plan - Newton, MA
 Grove Street, Newton, Massachusetts

No.	Revision	Date	Appvd.
2	REVISED BLDG PROGRAM	09/06/2019	

Designed by	Checked by

Issued for: SPECIAL PERMIT Date: 03/27/19

Not Approved for Construction
 Drawing Title: **BUILDING 5 - PLANS**

Drawing Number
A-5.01
 Sheet of

Project Number
 10865.03

9/6/2019 4:42:22 PM

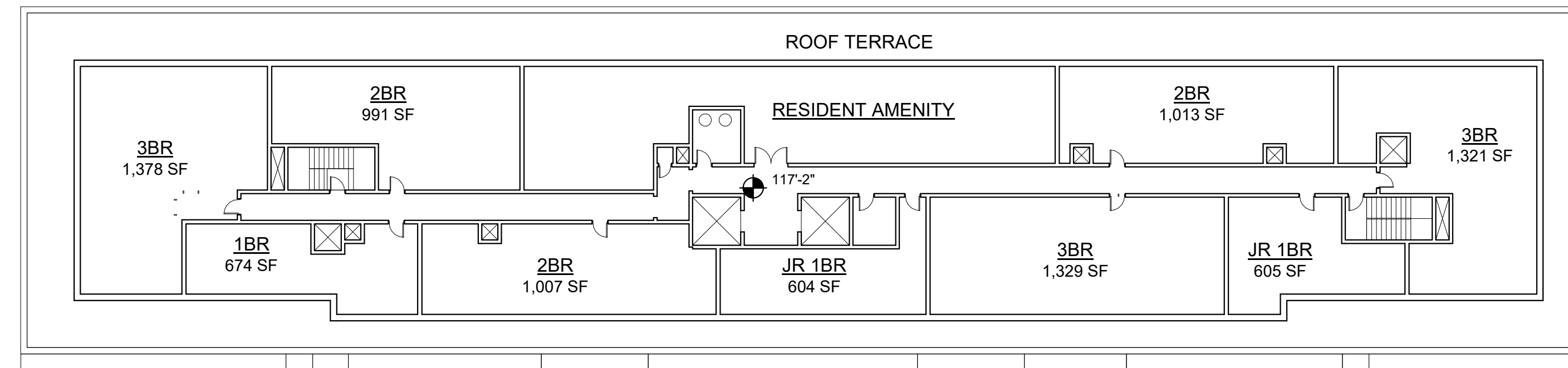


101 Walnut Street
 PO Box 9151
 Watertown, MA 02471
 617.924.1770
 vhb.com

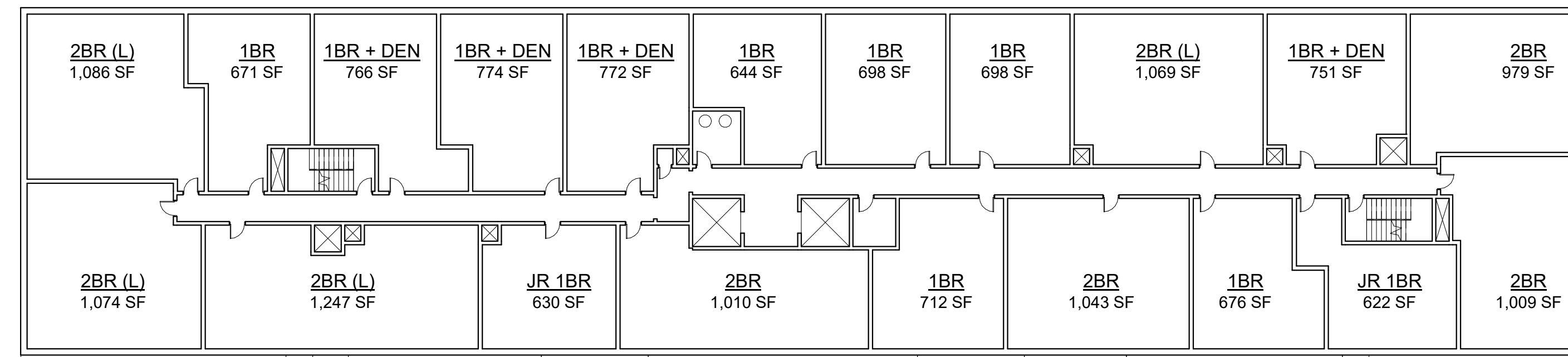
Design Architect:



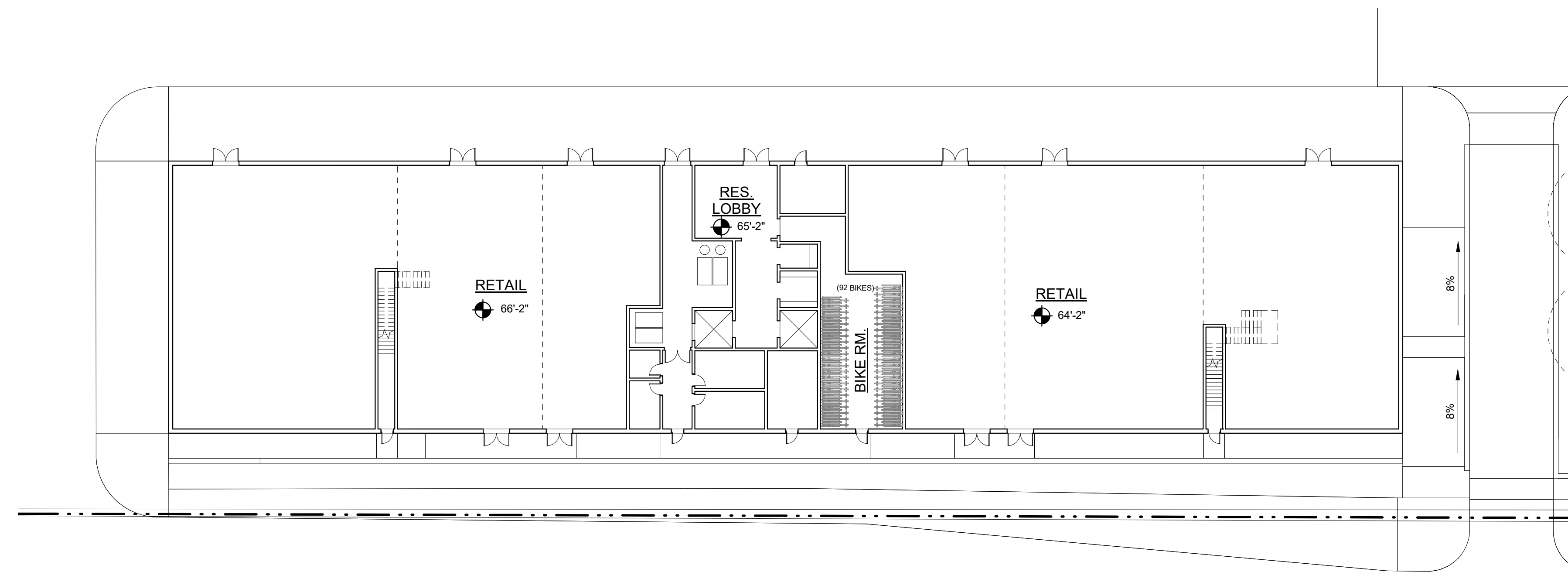
David M Schwarz Architects Inc.
 1707 L St NW
 Washington, DC - 20036
 202.862.0777
 dmsas.com



LEVEL 5
 SCALE: 1" = 20'-0"



LEVELS 2-4
 SCALE: 1" = 20'-0"



LEVEL 1
 SCALE: 1" = 20'-0"

Riverside Master Plan - Newton, MA

Grove Street, Newton, Massachusetts

No.	Revision	Date	Appvd.
2	REVISED BLDG PROGRAM	09/06/2019	

Designed by	Checked by

Issued for	Date
SPECIAL PERMIT	03/27/19

Not Approved for Construction

Building Title
BUILDING 6 - PLANS

Drawing Number

A-6.01

Sheet of

Project Number
 10865.03

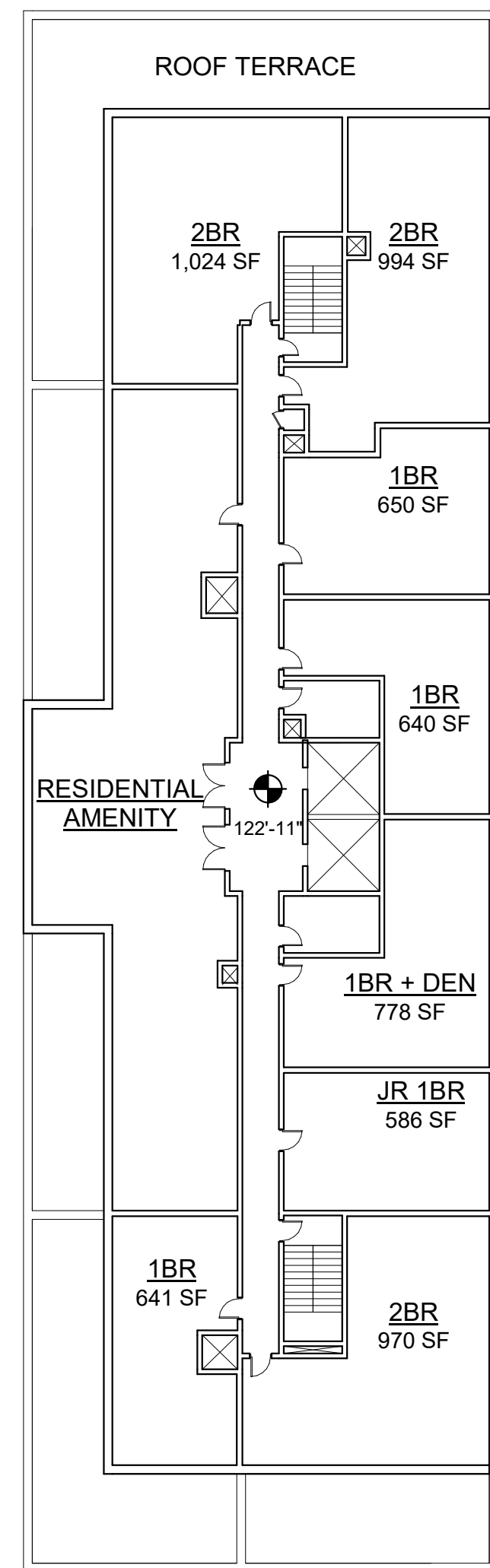


101 Walnut Street
 PO Box 9151
 Watertown, MA 02471
 617.924.1770
 vhb.com

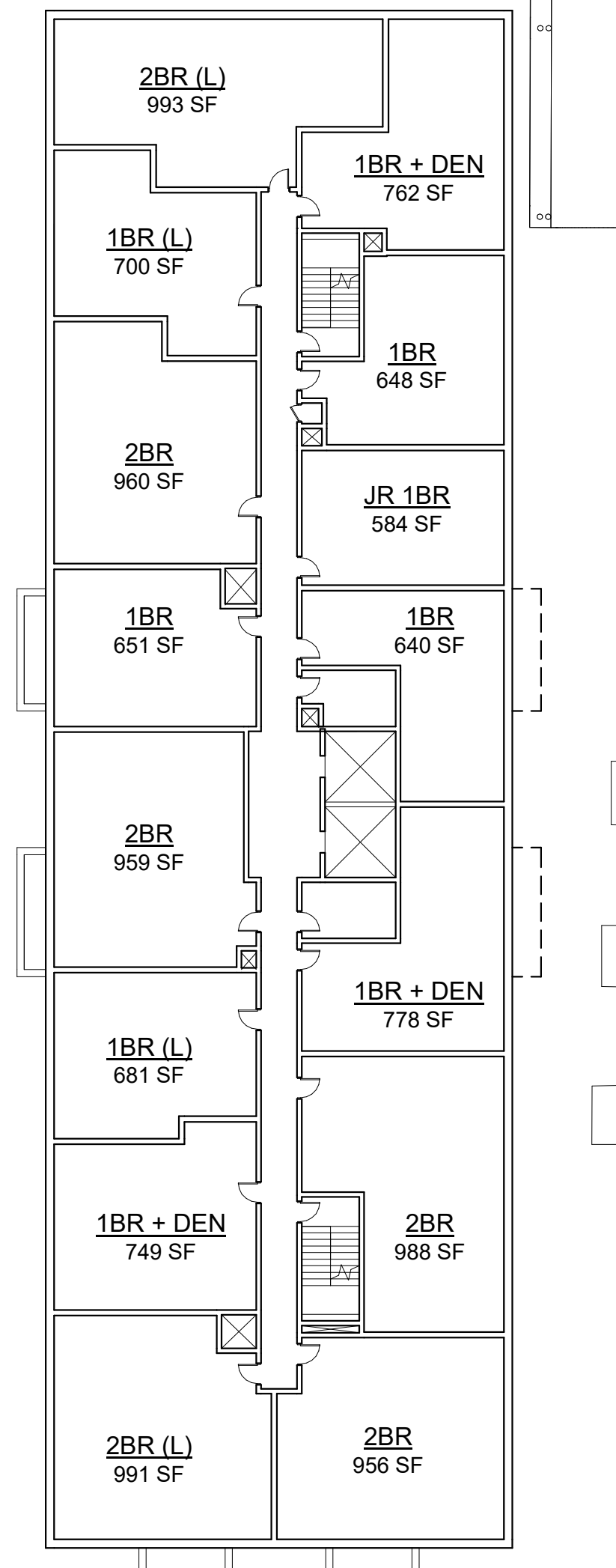
Design Architect:



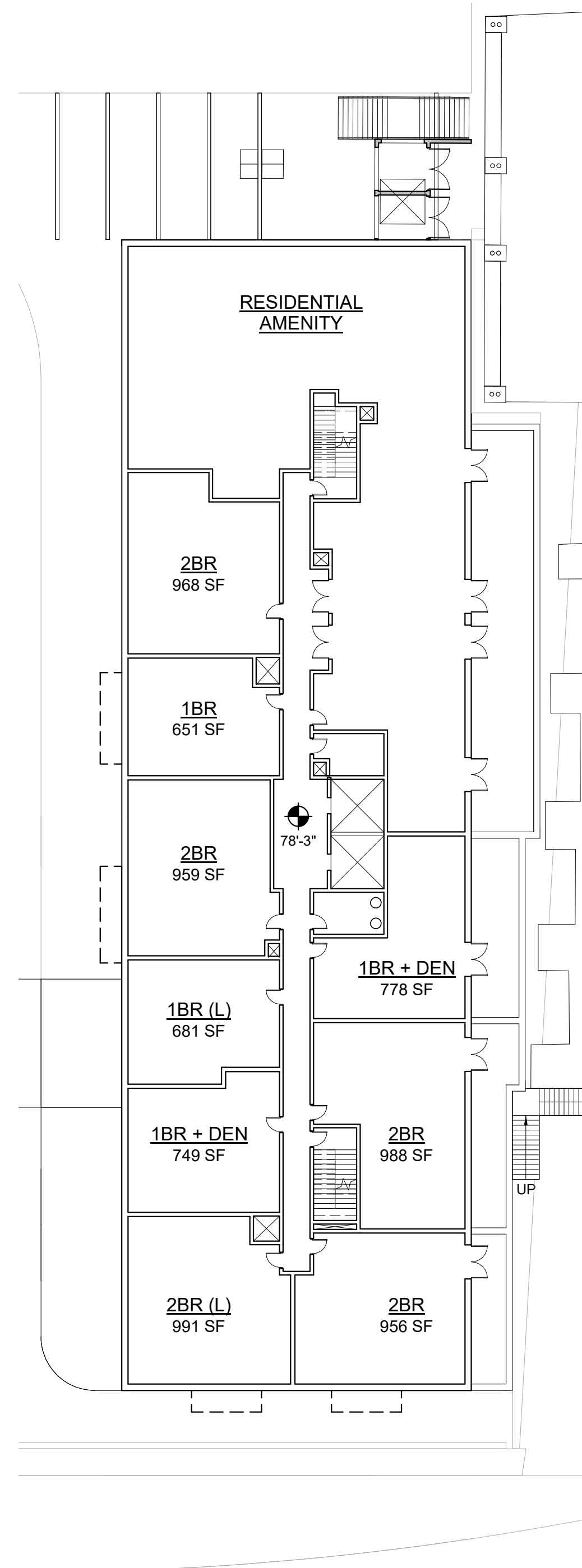
David M Schwarz Architects Inc.
 1707 L St NW
 Washington, DC - 20036
 202.862.0777
 dmsas.com



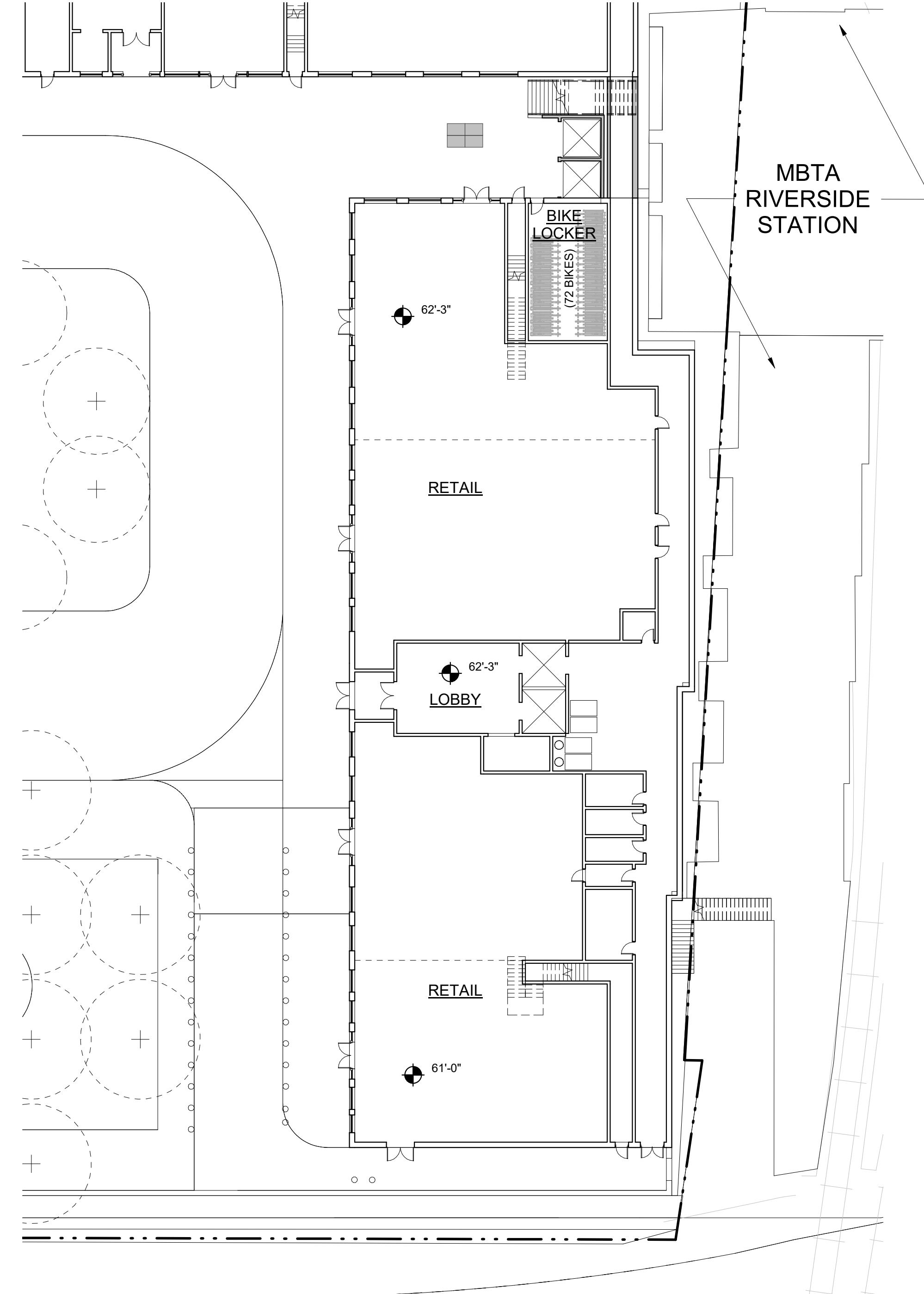
LEVEL 6
 SCALE: 1" = 20'-0"



LEVELS 3-5
 SCALE: 1" = 20'-0"



LEVEL 2
 SCALE: 1" = 20'-0"



LEVEL 1
 SCALE: 1" = 20'-0"

Riverside Master Plan - Newton, MA
 Grove Street, Newton, Massachusetts

No.	Revision	Date	Appr'd.
2	REVISED BLDG PROGRAM	09/06/2019	

Designed by	Checked by
Issued for	Date
SPECIAL PERMIT	03/27/19

Not Approved for Construction
 Drawing Title
BUILDING 7 - PLANS

Drawing Number

A-7.01

Sheet of

Project Number
 10865.03

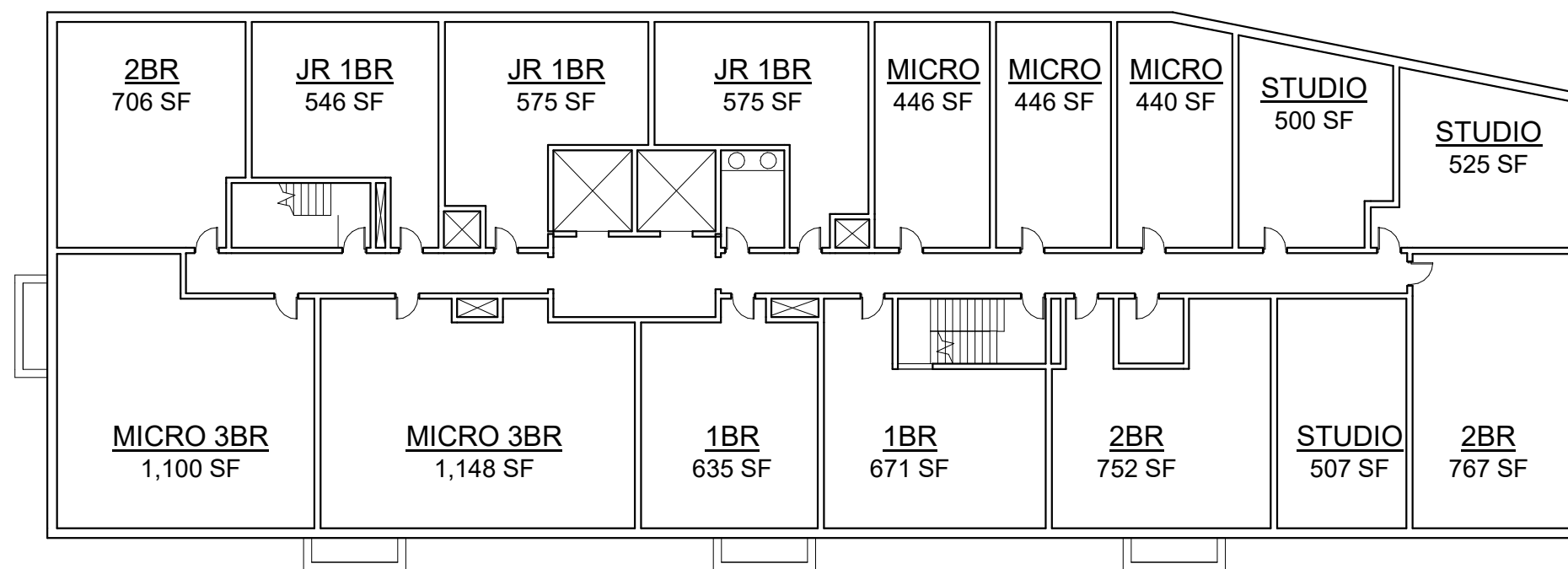


101 Walnut Street
 PO Box 9151
 Watertown, MA 02471
 617.924.1770
 vhb.com

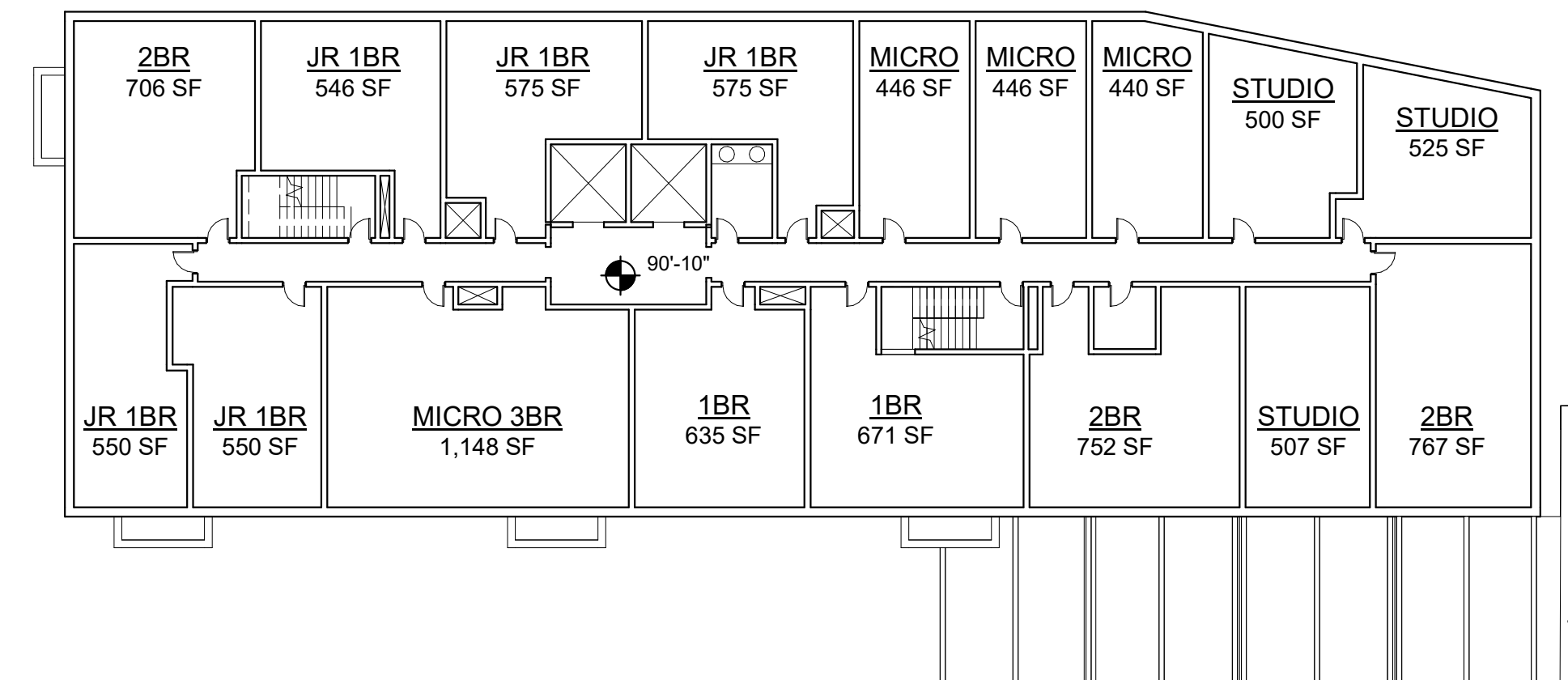
Design Architect:



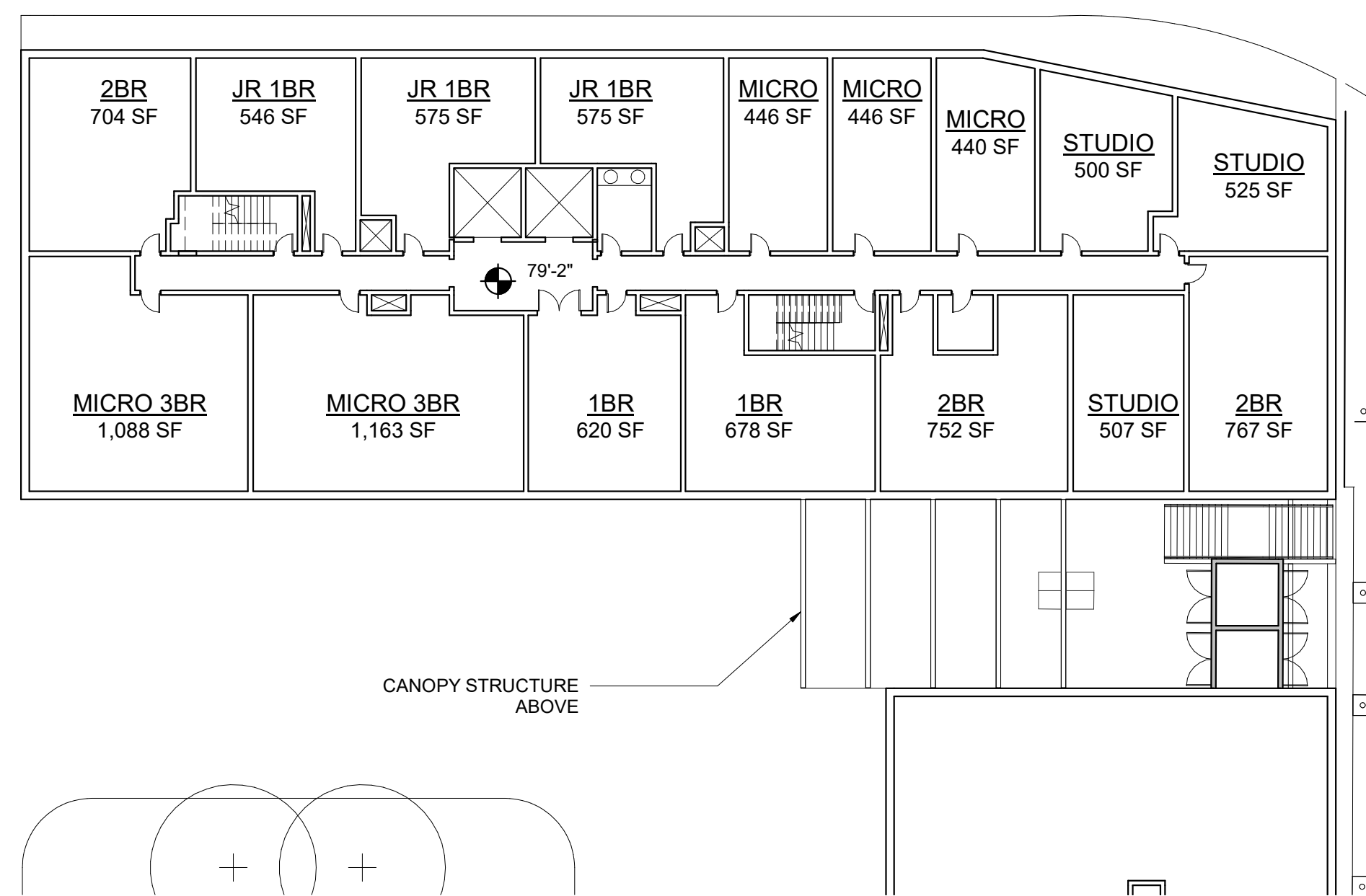
David M Schwarz Architects Inc.
 1707 L St NW
 Washington, DC - 20036
 202.862.0777
 dmsas.com



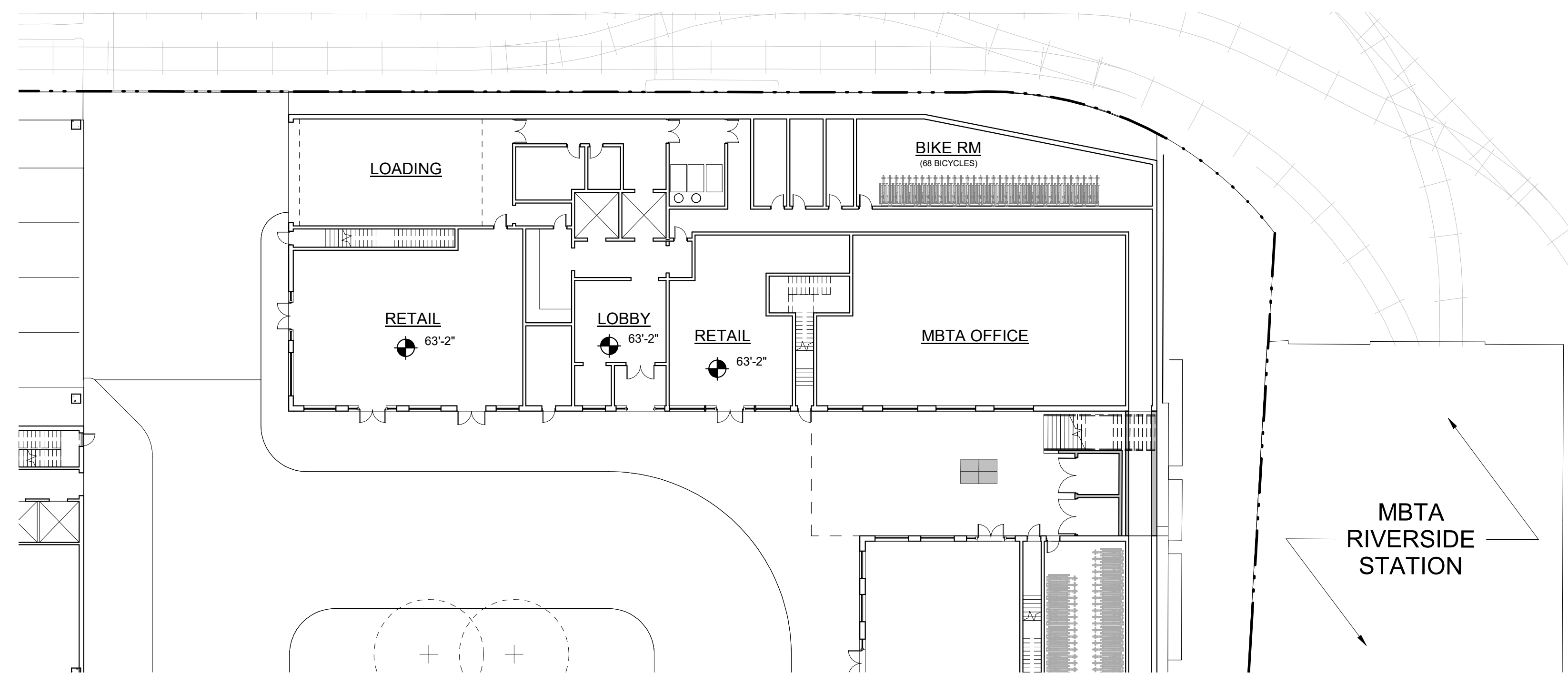
LEVELS 4-6
 SCALE: 1" = 20'-0"



LEVEL 3
 SCALE: 1" = 20'-0"



LEVEL 2
 SCALE: 1" = 20'-0"



LEVEL 1
 SCALE: 1" = 20'-0"

Riverside Master Plan - Newton, MA

Grove Street, Newton, Massachusetts

No.	Revision	Date	Appr'd.
2	REVISED BLDG PROGRAM	09/06/2019	

Designed by	Checked by

Issued for: **SPECIAL PERMIT** Date: 03/27/19

Not Approved for Construction

BUILDING 8 - PLANS

Sheet of **A-8.01**

Project Number: 10865.03

9/6/2019 4:42:31 PM



PARKING SCHEDULE - BUILDING 9		
PARKING TYPE	STALL SIZE	COUNT
Level 2		
STANDARD	18' - 0" x 9' - 0"	152
COMPACT 1	17' - 0" x 8' - 6"	36
ACCESSIBLE	18' - 0" x 9' - 0"	12
ACC. VAN	18' - 0" x 9' - 0"	3
TOTAL		203
Level 3		
STANDARD	18' - 0" x 9' - 0"	154
COMPACT 1	17' - 0" x 8' - 6"	36
ACCESSIBLE	18' - 0" x 9' - 0"	9
TOTAL		199
Level 4		
STANDARD	18' - 0" x 9' - 0"	168
COMPACT 1	17' - 0" x 8' - 6"	32
TOTAL		200

PARKING SCHEDULE - BUILDING 9		
PARKING TYPE	STALL SIZE	COUNT
Level 5		
STANDARD	18' - 0" x 9' - 0"	168
COMPACT 1	17' - 0" x 8' - 6"	32
TOTAL		200
Level 6		
STANDARD	18' - 0" x 9' - 0"	168
COMPACT 1	17' - 0" x 8' - 6"	32
TOTAL		200
Level 7		
STANDARD	18' - 0" x 9' - 0"	168
COMPACT 1	17' - 0" x 8' - 6"	32
TOTAL		200
Level 8		
STANDARD	18' - 0" x 9' - 0"	133
COMPACT 1	17' - 0" x 8' - 6"	22
TOTAL		155
GRAND TOTAL		1357

NOTE:

ACCESSIBLE STALL WIDTH:
9'-0" x 18'-0" WITH 5'-0" WIDE ACCESS AISLE

VAN ACCESSIBLE STALL WIDTH:
9'-0" x 18'-0" WITH 9'-0" WIDE ACCESS AISLE

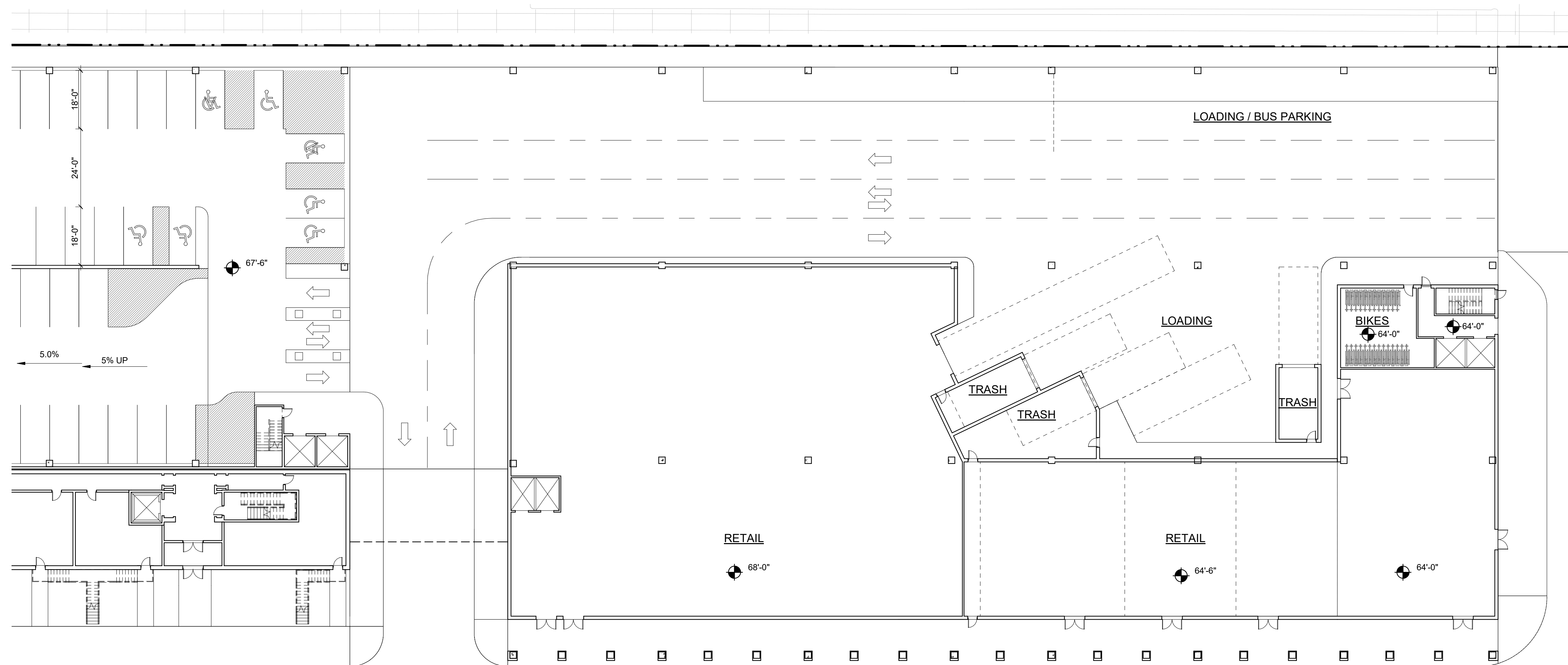


101 Walnut Street
PO Box 9151
Watertown, MA 02471
617.924.1770
vhb.com

Design Architect:



David M Schwarz Architects Inc.
1707 L St NW
Washington, DC - 20036
202.862.0777
dmsas.com



LEVEL 1
SCALE: 1" = 20'-0"

Riverside Master Plan - Newton, MA

Grove Street, Newton, Massachusetts

No.	Revision	Date	Apprv.
2	REVISED BLDG PROGRAM	09/06/2019	

Designed by	Checked by

Issued for: SPECIAL PERMIT Date: 03/27/19

Not Approved for Construction

BUILDING 9 - LEVEL 1 PLAN

Drawing Number

A-9.01

Sheet of

Project Number
10865.03



PARKING SCHEDULE - BUILDING 9		
PARKING TYPE	STALL SIZE	COUNT
Level 2		
STANDARD	18' - 0" x 9' - 0"	152
COMPACT 1	17' - 0" x 8' - 6"	36
ACCESSIBLE	18' - 0" x 9' - 0"	12
ACC. VAN	18' - 0" x 9' - 0"	3
TOTAL		203
Level 3		
STANDARD	18' - 0" x 9' - 0"	154
COMPACT 1	17' - 0" x 8' - 6"	36
ACCESSIBLE	18' - 0" x 9' - 0"	9
TOTAL		199
Level 4		
STANDARD	18' - 0" x 9' - 0"	168
COMPACT 1	17' - 0" x 8' - 6"	32
TOTAL		200

PARKING SCHEDULE - BUILDING 9		
PARKING TYPE	STALL SIZE	COUNT
Level 5		
STANDARD	18' - 0" x 9' - 0"	168
COMPACT 1	17' - 0" x 8' - 6"	32
TOTAL		200
Level 6		
STANDARD	18' - 0" x 9' - 0"	168
COMPACT 1	17' - 0" x 8' - 6"	32
TOTAL		200
Level 7		
STANDARD	18' - 0" x 9' - 0"	168
COMPACT 1	17' - 0" x 8' - 6"	32
TOTAL		200
Level 8		
STANDARD	18' - 0" x 9' - 0"	133
COMPACT 1	17' - 0" x 8' - 6"	22
TOTAL		155
GRAND TOTAL		1357

NOTE:

ACCESSIBLE STALL WIDTH:
9'-0" x 18'-0" WITH 5'-0" WIDE ACCESS AISLE

VAN ACCESSIBLE STALL WIDTH:
9'-0" x 18'-0" WITH 9'-0" WIDE ACCESS AISLE

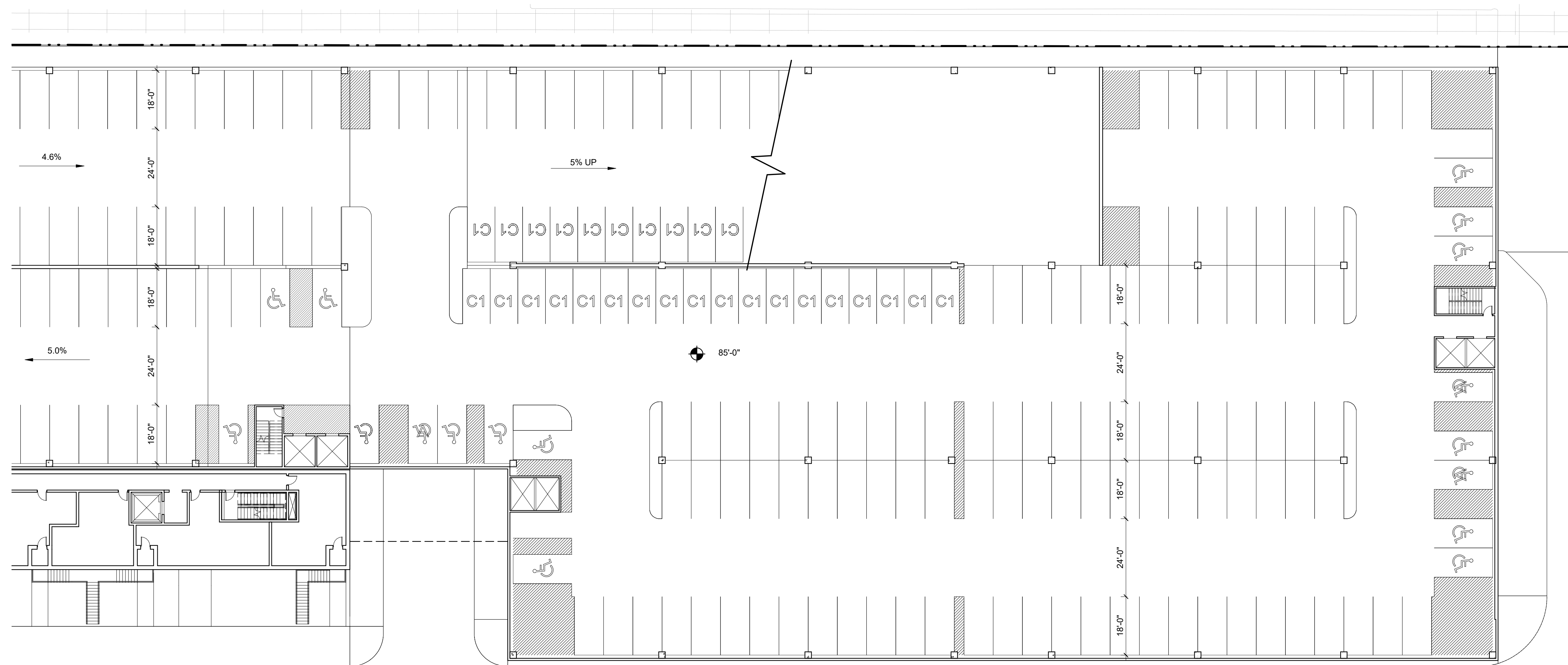


101 Walnut Street
PO Box 9151
Watertown, MA 02471
617.924.1770
vhb.com

Design Architect:



David M Schwarz Architects Inc.
1707 L St NW
Washington, DC - 20036
202.862.0777
dmsas.com



LEVEL 2
SCALE: 1" = 20'-0"

**Riverside Master
Plan - Newton, MA**
Grove Street, Newton, Massachusetts

No.	Revision	Date	Appr'd
2	REVISED BLDG PROGRAM	09/06/2019	

Designed by	Checked by

Issued for: **SPECIAL PERMIT** Date: **03/27/19**

Not Approved for Construction
Drawing Title: **BUILDING 9 - LEVEL 2 PLAN**

Drawing Number

A-9.02

Sheet of

Project Number
10865.03



PARKING SCHEDULE - BUILDING 9		
PARKING TYPE	STALL SIZE	COUNT
Level 2		
STANDARD	18' - 0" x 9' - 0"	152
COMPACT 1	17' - 0" x 8' - 6"	36
ACCESSIBLE	18' - 0" x 9' - 0"	12
ACC. VAN	18' - 0" x 9' - 0"	3
TOTAL		203
Level 3		
STANDARD	18' - 0" x 9' - 0"	154
COMPACT 1	17' - 0" x 8' - 6"	36
ACCESSIBLE	18' - 0" x 9' - 0"	9
TOTAL		199
Level 4		
STANDARD	18' - 0" x 9' - 0"	168
COMPACT 1	17' - 0" x 8' - 6"	32
TOTAL		200

PARKING SCHEDULE - BUILDING 9		
PARKING TYPE	STALL SIZE	COUNT
Level 5		
STANDARD	18' - 0" x 9' - 0"	168
COMPACT 1	17' - 0" x 8' - 6"	32
TOTAL		200
Level 6		
STANDARD	18' - 0" x 9' - 0"	168
COMPACT 1	17' - 0" x 8' - 6"	32
TOTAL		200
Level 7		
STANDARD	18' - 0" x 9' - 0"	168
COMPACT 1	17' - 0" x 8' - 6"	32
TOTAL		200
Level 8		
STANDARD	18' - 0" x 9' - 0"	133
COMPACT 1	17' - 0" x 8' - 6"	22
TOTAL		155
GRAND TOTAL		1357

NOTE:

ACCESSIBLE STALL WIDTH:
9'-0" x 18'-0" WITH 5'-0" WIDE ACCESS AISLE

VAN ACCESSIBLE STALL WIDTH:
9'-0" x 18'-0" WITH 9'-0" WIDE ACCESS AISLE

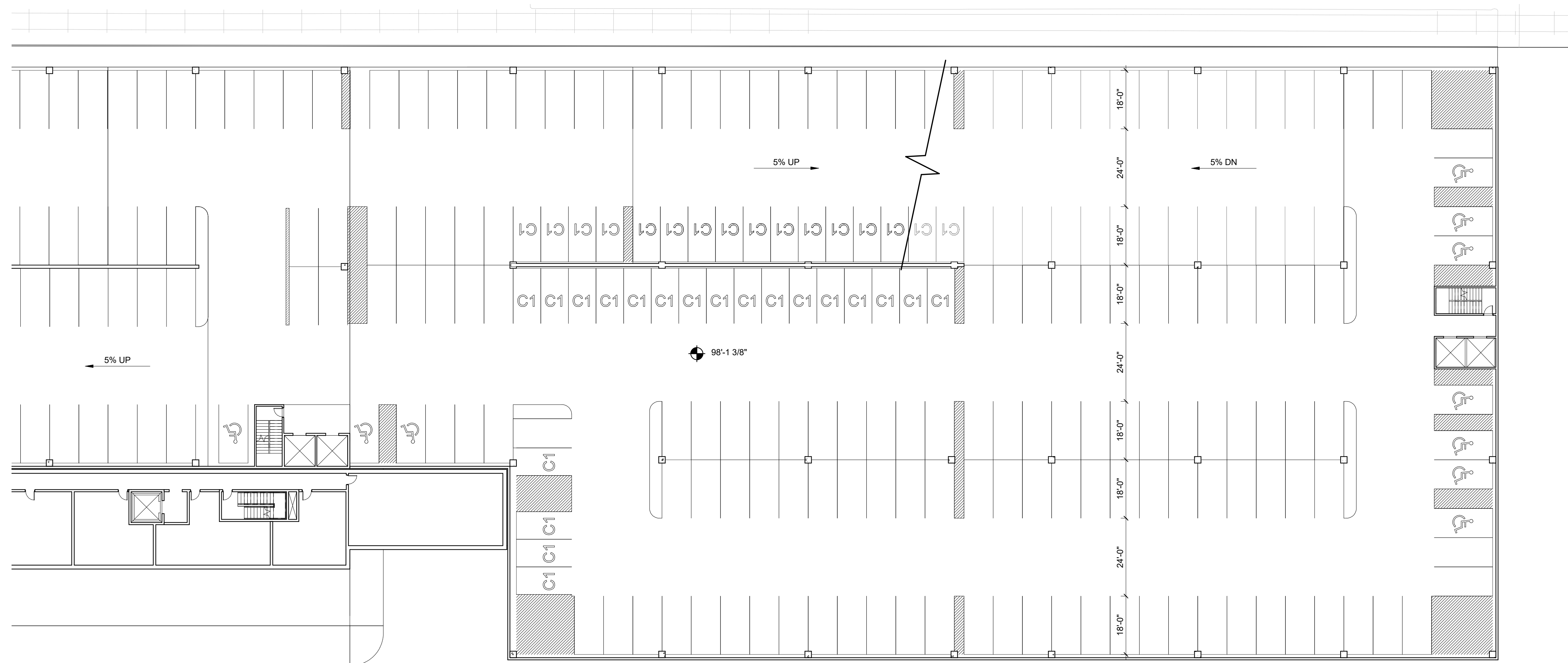


101 Walnut Street
PO Box 9151
Watertown, MA 02471
617.924.1770
vhb.com

Design Architect:



David M Schwarz Architects Inc.
1707 L St NW
Washington, DC - 20036
202.862.0777
dmsas.com



LEVEL 3
SCALE: 1" = 20'-0"

**Riverside Master
Plan - Newton, MA**
Grove Street, Newton, Massachusetts

No.	Revision	Date	Apprv.
2	REVISED BLDG PROGRAM	09/06/2019	

Designed by	Checked by

Issued for: **SPECIAL PERMIT** Date: **03/27/19**

Not Approved for Construction
Drawing Title:
BUILDING 9 - LEVEL 3 PLAN

Drawing Number

A-9.03

Sheet of

Project Number
10865.03



PARKING SCHEDULE - BUILDING 9		
PARKING TYPE	STALL SIZE	COUNT
Level 2		
STANDARD	18' - 0" x 9' - 0"	152
COMPACT 1	17' - 0" x 8' - 6"	36
ACCESSIBLE	18' - 0" x 9' - 0"	12
ACC. VAN	18' - 0" x 9' - 0"	3
TOTAL		203
Level 3		
STANDARD	18' - 0" x 9' - 0"	154
COMPACT 1	17' - 0" x 8' - 6"	36
ACCESSIBLE	18' - 0" x 9' - 0"	9
TOTAL		199
Level 4		
STANDARD	18' - 0" x 9' - 0"	168
COMPACT 1	17' - 0" x 8' - 6"	32
TOTAL		200

PARKING SCHEDULE - BUILDING 9		
PARKING TYPE	STALL SIZE	COUNT
Level 5		
STANDARD	18' - 0" x 9' - 0"	168
COMPACT 1	17' - 0" x 8' - 6"	32
TOTAL		200
Level 6		
STANDARD	18' - 0" x 9' - 0"	168
COMPACT 1	17' - 0" x 8' - 6"	32
TOTAL		200
Level 7		
STANDARD	18' - 0" x 9' - 0"	168
COMPACT 1	17' - 0" x 8' - 6"	32
TOTAL		200
Level 8		
STANDARD	18' - 0" x 9' - 0"	133
COMPACT 1	17' - 0" x 8' - 6"	22
TOTAL		155
GRAND TOTAL		1357

NOTE:

ACCESSIBLE STALL WIDTH:
9'-0" x 18'-0" WITH 5'-0" WIDE ACCESS AISLE

VAN ACCESSIBLE STALL WIDTH:
9'-0" x 18'-0" WITH 9'-0" WIDE ACCESS AISLE

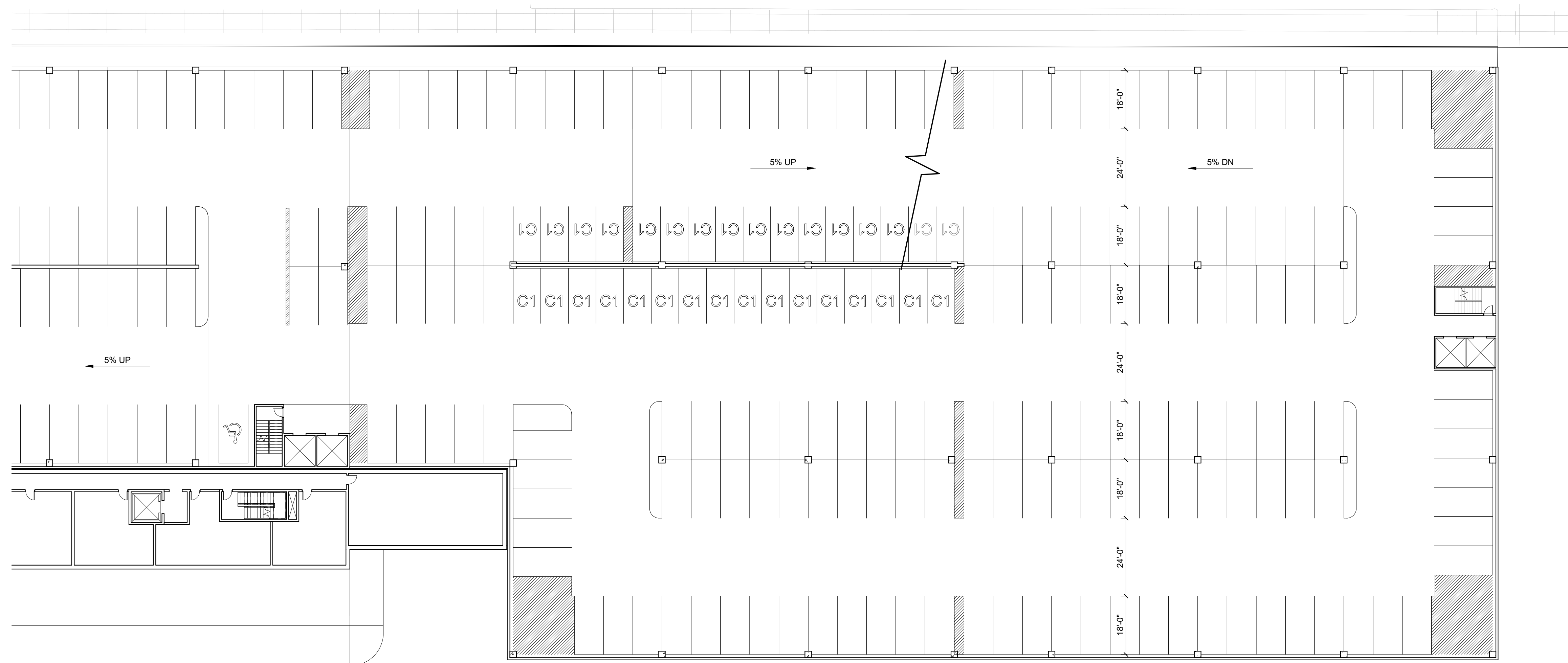


101 Walnut Street
PO Box 9151
Watertown, MA 02471
617.924.1770
vhb.com

Design Architect:



David M Schwarz Architects Inc.
1707 L St NW
Washington, DC - 20036
202.862.0777
dmsas.com



LEVELS 4-7
SCALE: 1" = 20'-0"

**Riverside Master
Plan - Newton, MA**
Grove Street, Newton, Massachusetts

No.	Revision	Date	Appvd.
2	REVISED BLDG PROGRAM	09/06/2019	

Designed by	Checked by

Issued for: **SPECIAL PERMIT** Date: **03/27/19**

Not Approved for Construction
Drawing Title:
**BUILDING 9 - LEVELS 4-7
PLAN**

Drawing Number

A-9.04

Sheet of

Project Number
10865.03



PARKING SCHEDULE - BUILDING 9		
PARKING TYPE	STALL SIZE	COUNT
Level 2		
STANDARD	18' - 0" x 9' - 0"	152
COMPACT 1	17' - 0" x 8' - 6"	36
ACCESSIBLE	18' - 0" x 9' - 0"	12
ACC. VAN	18' - 0" x 9' - 0"	3
TOTAL		203
Level 3		
STANDARD	18' - 0" x 9' - 0"	154
COMPACT 1	17' - 0" x 8' - 6"	36
ACCESSIBLE	18' - 0" x 9' - 0"	9
TOTAL		199
Level 4		
STANDARD	18' - 0" x 9' - 0"	168
COMPACT 1	17' - 0" x 8' - 6"	32
TOTAL		200

PARKING SCHEDULE - BUILDING 9		
PARKING TYPE	STALL SIZE	COUNT
Level 5		
STANDARD	18' - 0" x 9' - 0"	168
COMPACT 1	17' - 0" x 8' - 6"	32
TOTAL		200
Level 6		
STANDARD	18' - 0" x 9' - 0"	168
COMPACT 1	17' - 0" x 8' - 6"	32
TOTAL		200
Level 7		
STANDARD	18' - 0" x 9' - 0"	168
COMPACT 1	17' - 0" x 8' - 6"	32
TOTAL		200
Level 8		
STANDARD	18' - 0" x 9' - 0"	133
COMPACT 1	17' - 0" x 8' - 6"	22
TOTAL		155
GRAND TOTAL		1357

NOTE:

ACCESSIBLE STALL WIDTH:
9'-0" x 18'-0" WITH 5'-0" WIDE ACCESS AISLE

VAN ACCESSIBLE STALL WIDTH:
9'-0" x 18'-0" WITH 9'-0" WIDE ACCESS AISLE

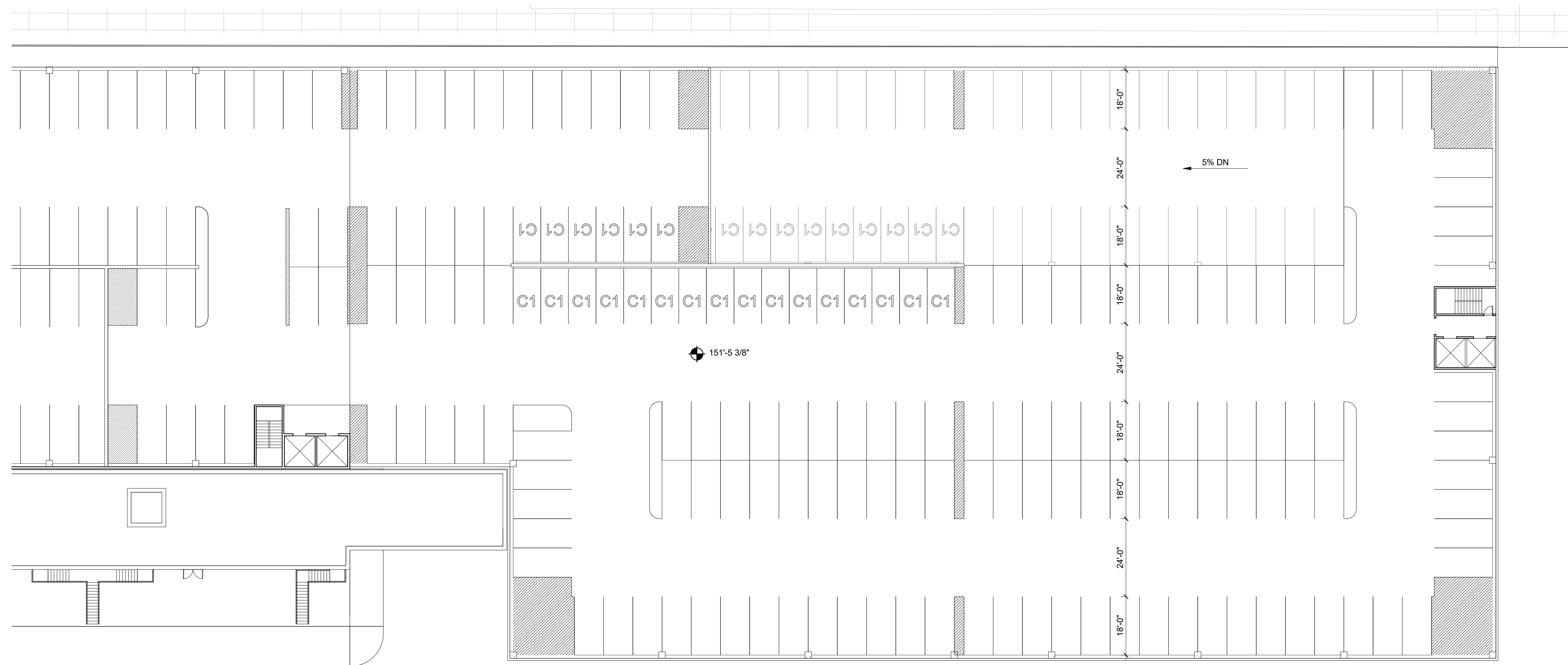


101 Walnut Street
PO Box 9151
Watertown, MA 02471
617.924.1770
vhb.com

Design Architect:



David M Schwarz Architects Inc.
1707 L St NW
Washington, DC - 20036
202.862.0777
dmsas.com



Riverside Master Plan - Newton, MA

Grove Street, Newton, Massachusetts

No.	Revision	Date	Appvd.
2	REVISED BLDG PROGRAM	09/06/2019	

Designed by	Checked by

Issued for: **SPECIAL PERMIT** Date: **03/27/19**

Not Approved for Construction

Drawing Title: **BUILDING 9 - LEVEL 8 PLAN**

Drawing Number

A-9.05

Sheet of

Project Number
10865.03

LEVEL 8
SCALE: 1" = 20'-0"



101 Walnut Street
 PO Box 9151
 Watertown, MA 02471
 617.924.1770
 vhb.com

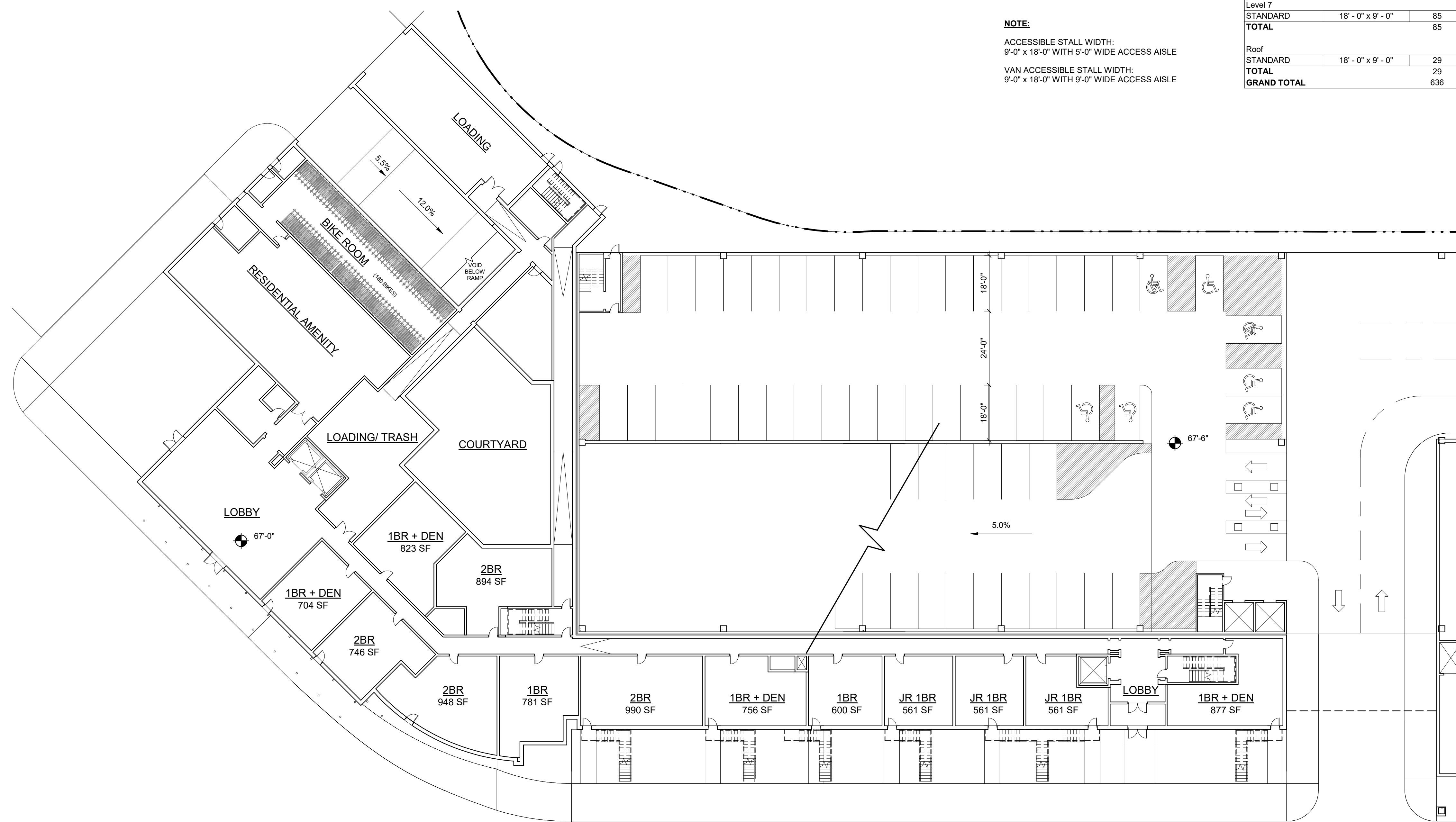
Design Architect:



David M Schwarz Architects Inc.
 1707 L St NW
 Washington, DC - 20036
 202.862.0777
 dmsas.com

PARKING SCHEDULE - BUILDING 10		
MLMLM	STALL SIZE	COUNT
Level 1		
STANDARD	18'-0" x 9'-0"	113
ACCESSIBLE	18'-0" x 9'-0"	5
ACC. VAN	18'-0" x 9'-0"	2
TOTAL		120
Level 2		
STANDARD	18'-0" x 9'-0"	68
ACCESSIBLE	18'-0" x 9'-0"	3
ACC. VAN	18'-0" x 9'-0"	1
TOTAL		72
Level 3		
STANDARD	18'-0" x 9'-0"	75
ACCESSIBLE	18'-0" x 9'-0"	1
TOTAL		76
Level 4		
STANDARD	18'-0" x 9'-0"	83
ACCESSIBLE	18'-0" x 9'-0"	1
TOTAL		84
Level 5		
STANDARD	18'-0" x 9'-0"	85
TOTAL		85
Level 6		
STANDARD	18'-0" x 9'-0"	85
TOTAL		85
Level 7		
STANDARD	18'-0" x 9'-0"	85
TOTAL		85
Roof		
STANDARD	18'-0" x 9'-0"	29
TOTAL		29
GRAND TOTAL		636

NOTE:
 ACCESSIBLE STALL WIDTH:
 9'-0" x 18'-0" WITH 5'-0" WIDE ACCESS AISLE
 VAN ACCESSIBLE STALL WIDTH:
 9'-0" x 18'-0" WITH 9'-0" WIDE ACCESS AISLE



LEVEL 1
 SCALE: 1" = 20'-0"

Riverside Master Plan - Newton, MA
 Grove Street, Newton, Massachusetts

No.	Revision	Date	Appr'd.
2	REVISED BLDG PROGRAM	09/06/2019	

Designed by _____ Checked by _____
 Issued for _____ Date _____
SPECIAL PERMIT 03/27/19

Not Approved for Construction
 Drawing Title
BUILDING 10 - LEVEL 1 PLAN

Drawing Number
A-10.01
 Sheet of _____

Project Number
 10865.03



101 Walnut Street
 PO Box 9151
 Watertown, MA 02471
 617.924.1770
 vhb.com

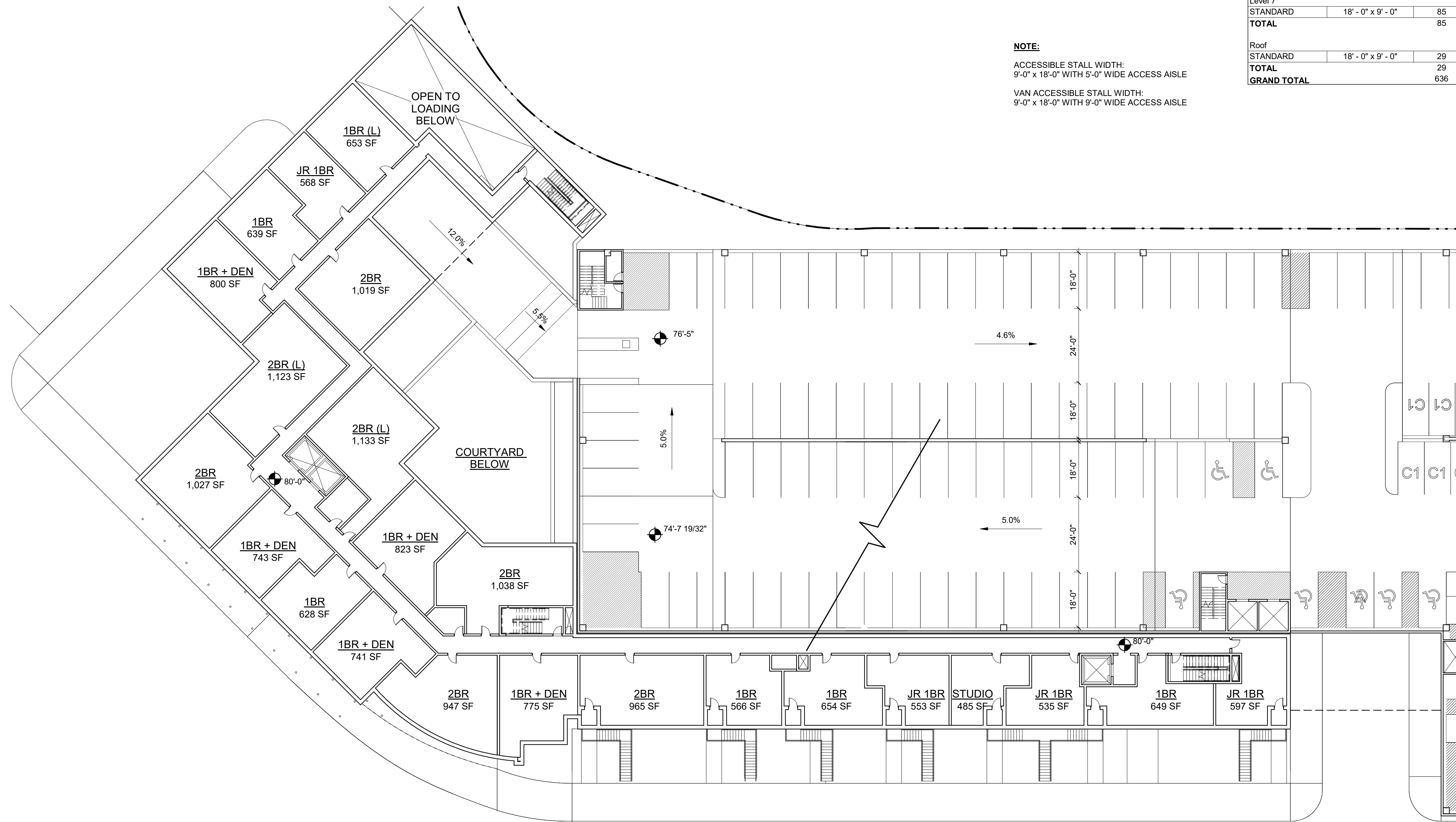
Design Architect:



David M Schwarz Architects Inc.
 1707 L St NW
 Washington, DC - 20036
 202.862.0777
 dmsas.com

PARKING SCHEDULE - BUILDING 10		
MLMLM	STALL SIZE	COUNT
Level 1		
STANDARD	18' - 0" x 9' - 0"	113
ACCESSIBLE	18' - 0" x 9' - 0"	5
ACC. VAN	18' - 0" x 9' - 0"	2
TOTAL		120
Level 2		
STANDARD	18' - 0" x 9' - 0"	68
ACCESSIBLE	18' - 0" x 9' - 0"	3
ACC. VAN	18' - 0" x 9' - 0"	1
TOTAL		72
Level 3		
STANDARD	18' - 0" x 9' - 0"	75
ACCESSIBLE	18' - 0" x 9' - 0"	1
TOTAL		76
Level 4		
STANDARD	18' - 0" x 9' - 0"	83
ACCESSIBLE	18' - 0" x 9' - 0"	1
TOTAL		84
Level 5		
STANDARD	18' - 0" x 9' - 0"	85
TOTAL		85
Level 6		
STANDARD	18' - 0" x 9' - 0"	85
TOTAL		85
Level 7		
STANDARD	18' - 0" x 9' - 0"	85
TOTAL		85
Roof		
STANDARD	18' - 0" x 9' - 0"	29
TOTAL		29
GRAND TOTAL		636

NOTE:
 ACCESSIBLE STALL WIDTH:
 9'-0" x 18'-0" WITH 5'-0" WIDE ACCESS AISLE
 VAN ACCESSIBLE STALL WIDTH:
 9'-0" x 18'-0" WITH 9'-0" WIDE ACCESS AISLE



LEVEL 2
 SCALE: 1" = 20'-0"

Riverside Master Plan - Newton, MA

Grove Street, Newton, Massachusetts

No.	Revision	Date	Appr'd.
2	REVISED BLDG PROGRAM	09/06/2019	

Designed by _____ Checked by _____
 Issued for _____ Date _____
SPECIAL PERMIT 03/27/19

Not Approved for Construction
 Drawing Title
BUILDING 10 - LEVEL 2 PLAN

Drawing Number
A-10.02
 Sheet of _____

Project Number
 10865.03



101 Walnut Street
 PO Box 9151
 Watertown, MA 02471
 617.924.1770
 vhb.com

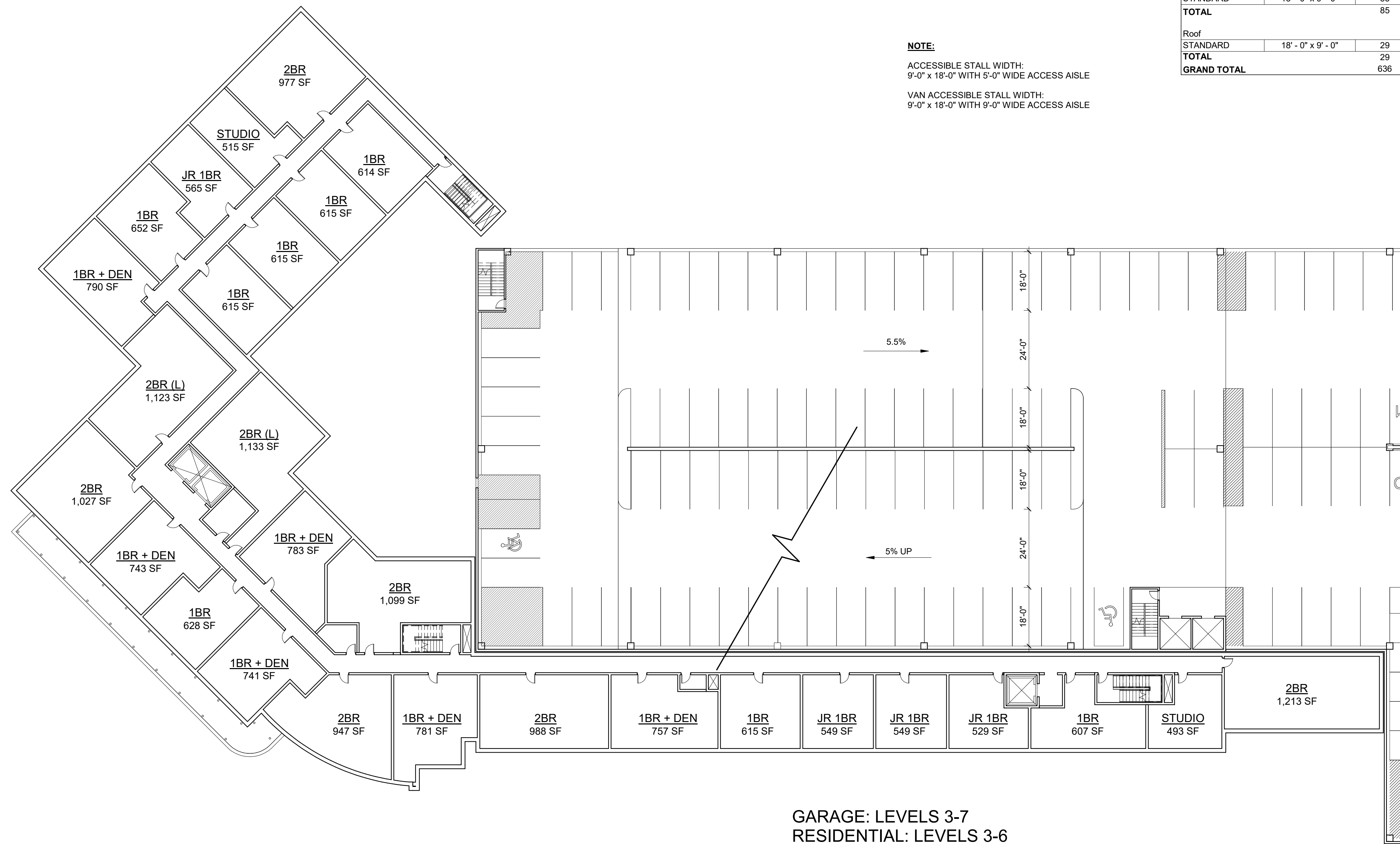
Design Architect:



David M Schwarz Architects Inc.
 1707 L St NW
 Washington, DC - 20036
 202.862.0777
 dmsas.com

PARKING SCHEDULE - BUILDING 10		
MLMLM	STALL SIZE	COUNT
Level 1		
STANDARD	18' - 0" x 9' - 0"	113
ACCESSIBLE	18' - 0" x 9' - 0"	5
ACC. VAN	18' - 0" x 9' - 0"	2
TOTAL		120
Level 2		
STANDARD	18' - 0" x 9' - 0"	68
ACCESSIBLE	18' - 0" x 9' - 0"	3
ACC. VAN	18' - 0" x 9' - 0"	1
TOTAL		72
Level 3		
STANDARD	18' - 0" x 9' - 0"	75
ACCESSIBLE	18' - 0" x 9' - 0"	1
TOTAL		76
Level 4		
STANDARD	18' - 0" x 9' - 0"	83
ACCESSIBLE	18' - 0" x 9' - 0"	1
TOTAL		84
Level 5		
STANDARD	18' - 0" x 9' - 0"	85
TOTAL		85
Level 6		
STANDARD	18' - 0" x 9' - 0"	85
TOTAL		85
Level 7		
STANDARD	18' - 0" x 9' - 0"	85
TOTAL		85
Roof		
STANDARD	18' - 0" x 9' - 0"	29
TOTAL		29
GRAND TOTAL		636

NOTE:
 ACCESSIBLE STALL WIDTH:
 9'-0" x 18'-0" WITH 5'-0" WIDE ACCESS AISLE
 VAN ACCESSIBLE STALL WIDTH:
 9'-0" x 18'-0" WITH 9'-0" WIDE ACCESS AISLE



GARAGE: LEVELS 3-7
 RESIDENTIAL: LEVELS 3-6

LEVELS 3-7
 SCALE: 1" = 20'-0"

Riverside Master
 Plan - Newton, MA
 Grove Street, Newton, Massachusetts

No.	Revision	Date	Appvd.
2	REVISED BLDG PROGRAM	09/06/2019	

Designed by _____ Checked by _____
 Issued for _____ Date _____
SPECIAL PERMIT 03/27/19

Not Approved for Construction
 Drawing Title
**BUILDING 10 - LEVELS 3-7
 PLAN**

Drawing Number
A-10.03
 Sheet of _____

Project Number
 10865.03



101 Walnut Street
 PO Box 9151
 Watertown, MA 02471
 617.924.1770
 vhb.com

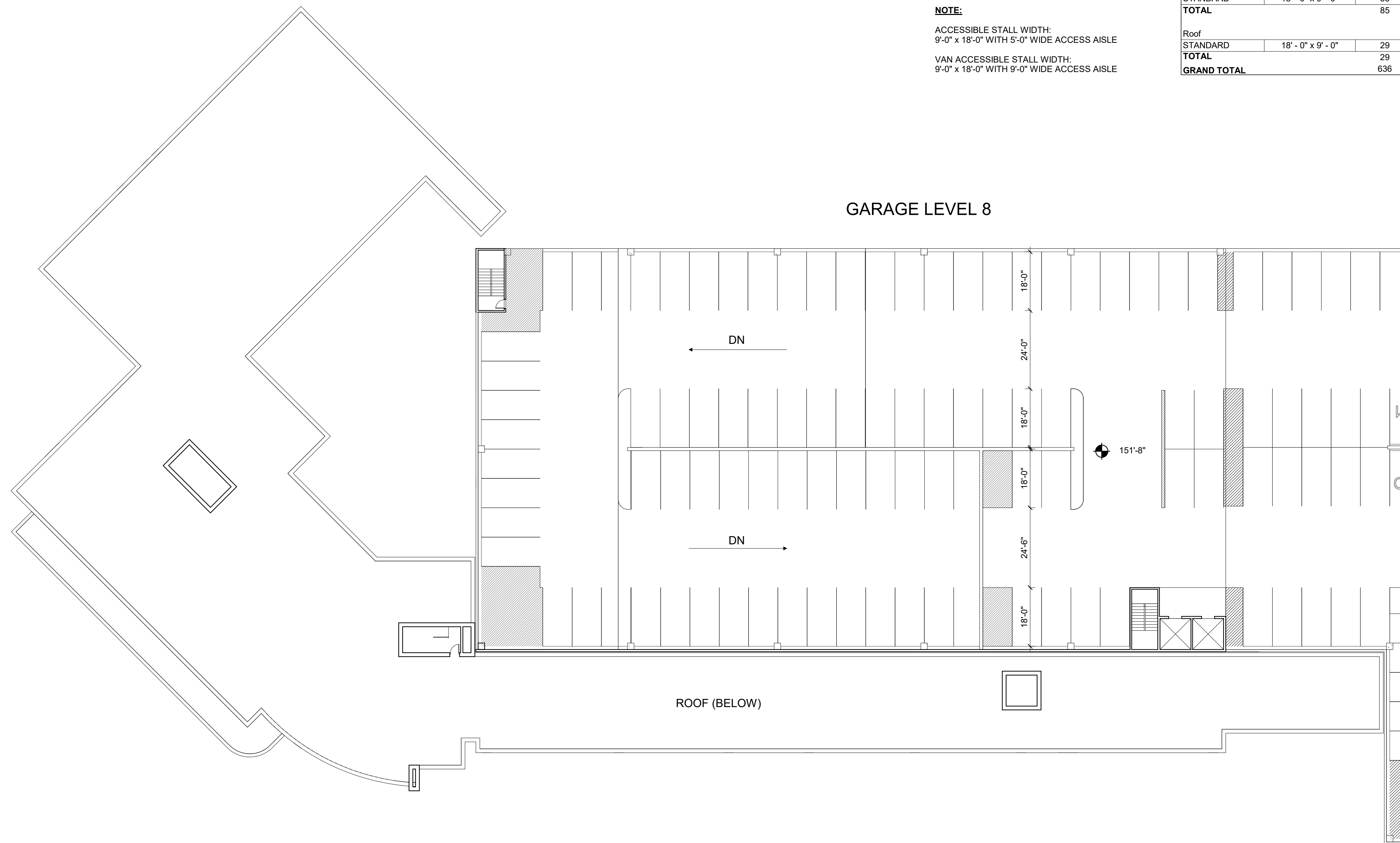
Design Architect:



David M Schwarz Architects Inc.
 1707 L St NW
 Washington, DC - 20036
 202.862.0777
 dmsas.com

PARKING SCHEDULE - BUILDING 10		
MLMLM	STALL SIZE	COUNT
Level 1		
STANDARD	18' - 0" x 9' - 0"	113
ACCESSIBLE	18' - 0" x 9' - 0"	5
ACC. VAN	18' - 0" x 9' - 0"	2
TOTAL		120
Level 2		
STANDARD	18' - 0" x 9' - 0"	68
ACCESSIBLE	18' - 0" x 9' - 0"	3
ACC. VAN	18' - 0" x 9' - 0"	1
TOTAL		72
Level 3		
STANDARD	18' - 0" x 9' - 0"	75
ACCESSIBLE	18' - 0" x 9' - 0"	1
TOTAL		76
Level 4		
STANDARD	18' - 0" x 9' - 0"	83
ACCESSIBLE	18' - 0" x 9' - 0"	1
TOTAL		84
Level 5		
STANDARD	18' - 0" x 9' - 0"	85
TOTAL		85
Level 6		
STANDARD	18' - 0" x 9' - 0"	85
TOTAL		85
Level 7		
STANDARD	18' - 0" x 9' - 0"	85
TOTAL		85
Roof		
STANDARD	18' - 0" x 9' - 0"	29
TOTAL		29
GRAND TOTAL		636

NOTE:
 ACCESSIBLE STALL WIDTH:
 9'-0" x 18'-0" WITH 5'-0" WIDE ACCESS AISLE
 VAN ACCESSIBLE STALL WIDTH:
 9'-0" x 18'-0" WITH 9'-0" WIDE ACCESS AISLE



ROOF/LEVEL 8
 SCALE: 1" = 20'-0"

Riverside Master Plan - Newton, MA
 Grove Street, Newton, Massachusetts

No.	Revision	Date	App'd.
2	REVISED BLDG PROGRAM	09/06/2019	

Designed by	Checked by

Issued for: SPECIAL PERMIT Date: 03/27/19

Not Approved for Construction
 Drawing Title: **BUILDING 10 - LEVEL 8 PLAN**

Drawing Number: **A-10.04**
 Sheet of

Project Number: 10865.03