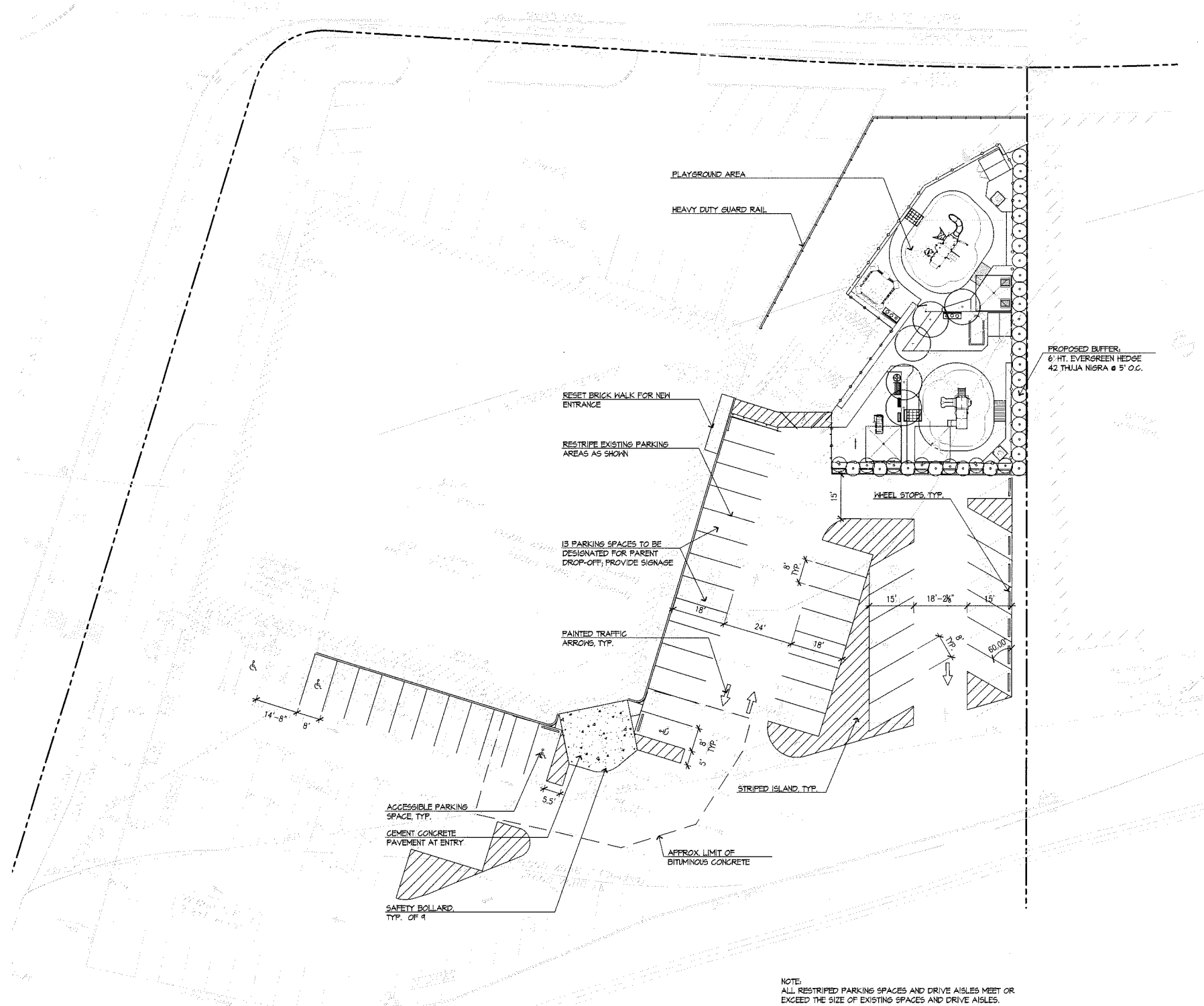


Copyright Reserved

The Contractor shall verify and be responsible for all dimensions. DO NOT scale the drawing - any errors or omissions shall be reported to Stantec without delay.
The Copyrights to all designs and drawings are the property of Stantec. Reproduction or use for any purpose other than that authorized by Stantec is forbidden.



TOTAL # OF EXISTING PARKING SPACES: 126
TOTAL # OF PROPOSED PARKING SPACES: 111


LEGEND

----- PROPERTY LINE

| | | |
|----------------|----|----------------|
| Special Permit | KS | 6/1/14 |
| DD/Pricing | KS | 7/30/14 |
| Issued | By | Appd. MM.DD.YY |

| | | | | |
|---|------|-------|------|----------|
| File Name: 210801177_Site Imp - Spcl Permit.dwg | Dwn. | Chkd. | Dgn. | MM.DD.YY |
|---|------|-------|------|----------|

Permit-Seal

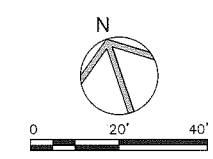


Client/Project
BRIGHT HORIZONS
CHILD CARE CENTER
320 Needham Street
CHILD CARE CENTER
Newton, MA

Title
SITE IMPROVEMENTS PLAN

| | |
|--------------------------|----------------------|
| Project No. 210801177 | Scale 1" = 20'-0" |
|--------------------------|----------------------|

| | |
|-----------------|----------------------|
| Sheet 1 of 1 | Drawing No. L-1.0 |
|-----------------|----------------------|



NOTE:
ALL RESTRIPTED PARKING SPACES AND DRIVE AISLES MEET OR EXCEED THE SIZE OF EXISTING SPACES AND DRIVE AISLES.

V:\210801177\design\working\document\210801177_Site Imp - Spcl Permit.dwg
 2014/08/01 12:18 PM By: Bradwick, Kevin

1 2 3 4 5 6 7 8 9 10 11 12 13

M
L
K
J
H
G
F
E
D
C
B



NOTES

DO NOT SCALE DRAWINGS.
GENERAL CONSTRUCTION NOTES:
G1. PATCH AND REPAIR ALL EXISTING WALL SURFACES TO REMAIN AS REQUIRED FOR 'LIKE NEW' APPEARANCE. TRANSITIONS BETWEEN NEW AND EXISTING GWB SURFACES TO BE SEAMLESS AND NOT VISIBLE. PATCH AND REPAIR ANY DEMOLITION DAMAGE AND INFILL AND REPAIR HOLES FROM REMOVED EQUIPMENT, FIXTURES, RECEPTACLES, ETC.

G2. PROVIDE BLOCKING AS REQUIRED AT NEW AND EXISTING WALLS FOR MILLWORK, RAILINGS, PLUMBING FIXTURES, APPLIANCES, AND OTHER ELEMENTS REQUIRING WALL SUPPORT. BLOCKING NOT SHOWN.
G3. SEE MILLWORK PLAN FOR ALL MILLWORK, CABINETS, WORKSTATIONS, APPLIANCES, EQUIPMENT, AND OTHER BUILT-IN FURNISHINGS. FREESTANDING FURNITURE AND OFFICE EQUIPMENT WHERE SHOWN IS FOR REFERENCE. CHECK SPECS, MILLWORK PLANS AND DETAILS FOR INFORMATION.

G4. PROVIDE ALL FLOOR PENETRATIONS, TRENCHING, AND RECONFIGURATION OF EXISTING SLAB AS REQUIRED FOR NEW PLUMBING. PATCH AND INFILL FLOOR AS REQUIRED FOR SMOOTH SURFACE THROUGHOUT AND AS REQUIRED FOR NEW FLOOR FINISHES. SEE PLUMBING PLANS.

- NUMBERED CONSTRUCTION NOTES:**
1. AIPHONE/INTERCOM SYSTEM. PROVIDE ALL RELATED POWER AND CABLE CONNECTIONS.
 2. COORDINATE GLAZING IN LOW WALL WITH ELEVATIONS AND STEEL POSTHOLD DOWN.
 3. PROVIDE STEEL POSTHOLD DOWN AT BOTH SIDES OF ALL LOW WALL GATES. SEE DETAIL A-1/A307. WHERE LOW BORROWED LITE EXIST PROVIDE 10" CLEARANCE BETWEEN GATE AND LITE.
 4. PROVIDE MULLION MATE AT GLAZING. REFER TO DETAIL C-10/A001.
 5. GC TO PROVIDE THE PLYWOOD BACKBOARD FOR ELECTRICAL EQUIPMENT REFERENCED IN NOTE 4, E3.02.
 - 6.

- WALL GRAPHICS LEGEND**
- WALL TYPE TAG, SEE WALL TYPES DETAILS SHEET A-1/A000.
 - DOOR TYPE TAG, SEE SCHEDULE/ELEVATIONS SHEET A004.
 - BORROWED LITE TAG, SEE ELEVATIONS SHEET A001.
 - EXISTING BASE BUILDING FRAMED WALL OR FURRED WALL TO REMAIN.
 - NEW FRAMED FULL HEIGHT INTERIOR WALL CONSTRUCTION, SEE WALL TYPE TAGS.
 - NEW PARTIAL HEIGHT INTERIOR WALL, SEE WALL TYPE TAGS.
 - RESTROOM ENLARGED PLANS AND ELEVATION TAGS.

| No. | REVISIONS/SUBMISSIONS | Date |
|-----|-----------------------|------|
| | | |
| | | |
| | | |
| | | |
| | | |
| | | |
| | | |
| | | |
| | | |

DAVIS SQUARE ARCHITECTS
240A Elm St.
Somerville, MA 02144
617.628.5700
www.davis-squarearchitects.com

Consultant
Project: 320 NEEDHAM ST. CHILD CARE CENTER
BRIGHT HORIZONS
NEEDHAM ST, NEWTON, MA

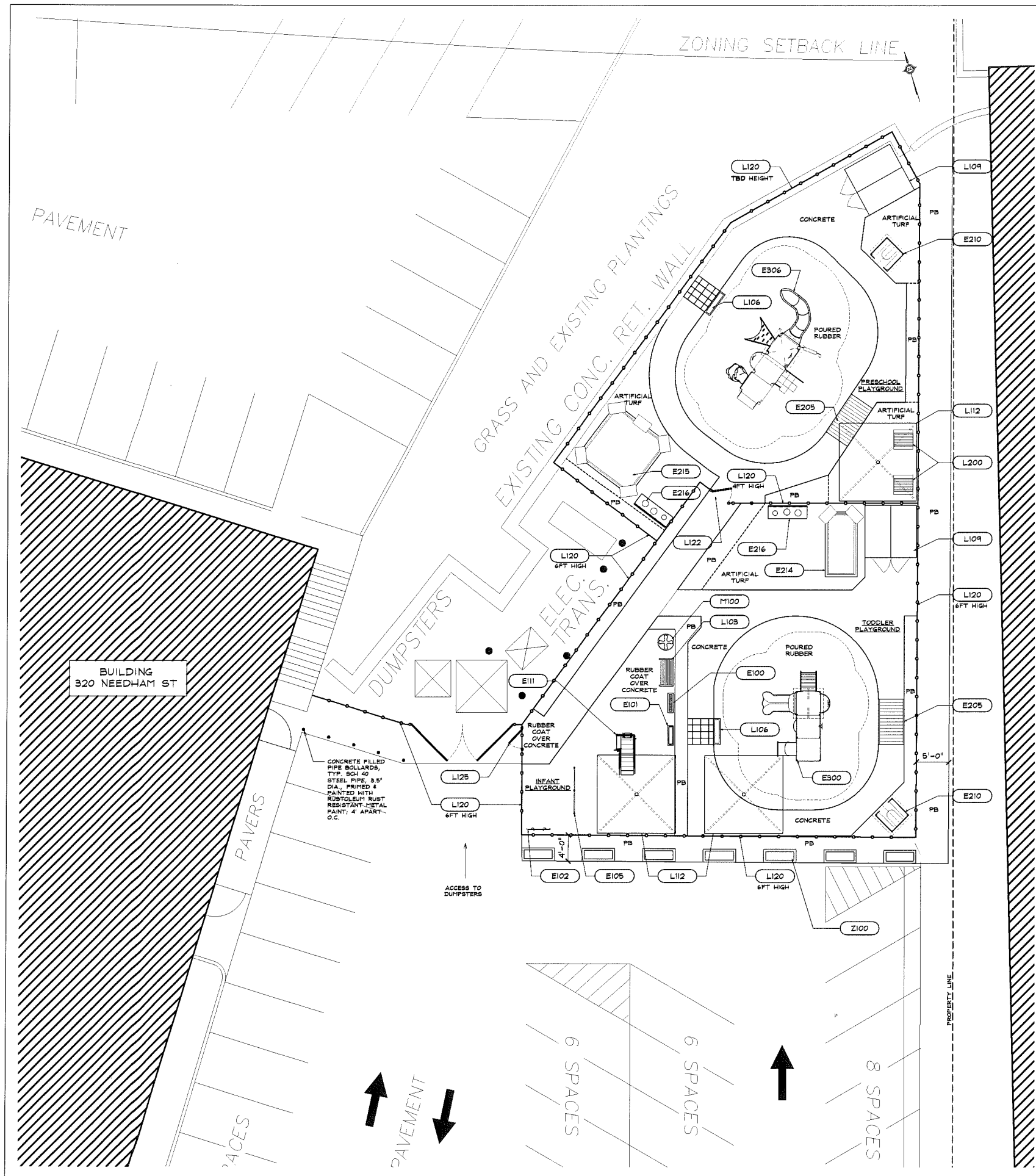
Title: **CONSTRUCTION PLAN**

| | | | | |
|---------------|-------------|-----------------------|--|------------------|
| Designed: CLR | Checked: RS | Project No.: 14044.00 | Scale: AS NOTED | Date: 06.02.2014 |
| | | | <p style="font-size: 2em; font-weight: bold;">A101</p> | |

A-1 CONSTRUCTION PLAN
SC: 1/8" = 1'-0"

1 2 3 4 5 6 7 8 9 10 11 12 13


© Copyright 2013 Davis Square Architects, Inc.



PLAYGROUND AREAS
 INFANT/TODDLER PLAYGROUND
 ACTUAL: 2,695 SF
 REQUIRED: 2,400 SF
 (2) INFANT CLASSES @ 14
 (2) TODDLER CLASSES @ 16
 PRESCHOOL PLAYGROUND
 ACTUAL: 2,060 SF
 REQUIRED: 1,500 SF
 (1) PRESCHOOL CLASS @ 20

| EQUIPMENT LEGEND | | | | | |
|------------------|---|---|----------------|--|--------|
| TAG | NAME | MANUFACTURER | MODEL | NOTES | DETAIL |
| E100 | "INFANT BEAD BOX" | GROUNDS FOR PLAY, 800-552-7529 | BH13312 | COLOR: GREEN BOX, TAN ACCENT | |
| E101 | "INFANT MIRROR BOX" | GROUNDS FOR PLAY, 800-552-7529 | BH13316 | COLOR: GREEN BOX, TAN ACCENT | |
| E102 | "MIRROR/PULL-UP PANEL" | LANDSCAPE STRUCTURES | 175843-00 | PURCHASE THROUGH BH | |
| E105 | "PULL-UP BAR" | LANDSCAPE STRUCTURES | 175160-00 | PURCHASE THROUGH BH | |
| E111 | "INFANT FUN CENTER" | PLAYWORLD SYSTEMS, PLAYWORLD SYST EMS C01 | PD5051 | 12'-6" x 9'-3" | |
| E205 | "TRIKE ARCH BRIDGE" | PLAY MART, DOUG KNOTTS, 617-244-3317 | - | OR CONTRACTOR BUILT | |
| E210 | "RECYCLED ROOF PLAYHOUSE" | LANDSCAPE STRUCTURES | 175154-00 | PURCHASE THROUGH BH, RECYCLED ROOF; POSTS: GREEN | |
| E214 | "SEATED SAND BOX" | SANDLOCK, 866-963-9422 | CSG-60120 | 5'X10', WITH COVER | |
| E215 | "SEATED SAND BOX" | SANDLOCK, 866-963-9422 | CSG-120120 | 10'X10', WITH COVER | |
| E216 | "MUD KITCHEN" | CONTRACTOR CONSTRUCTED | - | TODDLERS AT 18" HT; TWO'S AT 20"; PRESCHOOL AT 24" HT; BOWLS: 9"D S.S. AMERICAN METALRAFT SSB300; FOODSERVICEWAREHOUSE.COM | |
| E300 | "TWO'S ALTERNATE CLIMBER" | LANDSCAPE STRUCTURES | 175148-00 | PURCHASE THROUGH BH; 32' FALL HT.; SOUTHERN STATES COLORS, SLIDES: TAN, POSTS: GREEN | |
| E306 | "PRE-SCHOOL CLIMBER" | LANDSCAPE STRUCTURES | 64726-6-2 | PURCHASED THROUGH BH; 48' FALL HT.; SOUTHERN STATES COLORS, SLIDES: TAN; POSTS: GREEN | |
| L103 | "VIFAH BENCH" | LOWE'S | V275 | 5' LONG | |
| L106 | "VINE HOUSE WITH PLANTER BOXES" | PLAY MART, DOUG KNOTTS, 617-244-3317 | - | 48"L x 48"W x 48"H; COLOR: TAN | |
| L109 | "HEARTLAND BELMONT STORAGE SHED" OR EQUAL | LOWE'S | 182440 | 8'X8'; SUG. COLORS (BEN. MOORE); ROOF: HC-85, BODY: HC45, TRIM: WHITE DOVE INT. RM. | |
| L112 | "SHADE STRUCTURE" | LANDSCAPE STRUCTURES | - | 12' X 12'; PURCHASE THROUGH BH; ENTRY HEIGHT 7'-6" HIGH MAX. COLOR: RAINFOREST GREEN, POSTS: WARM BRONZE MATTE | |
| L120 | "VINYL-COATED CHAIN LINK FENCING & GATE" | CONTRACTOR-INSTALLED | - | MESH SIZE: 1-1/4"; SEE PLAN FOR HEIGHTS | |
| L122 | "MAGNA LATCH" | D & D TECHNOLOGIES (714-677-1300) | MLTPS2BG A | AT ALL INTERIOR FENCE GATES; 3/8" - 1 1/4" GATE GAP | |
| L125 | "ALARMED RIM EXIT DEVICE" | DETEX | V40XEBXWX BK | ALARMED, WEATHERIZED, ELECTRIFIED W/PV BATTERY; BLACK | |
| L200 | "KIDS PICNIC TABLE" | LANDSCAPE STRUCTURES | 188362-00 | PURCHASED BY BRIGHT HORIZONS, 4' LONG | |
| M100 | "WHALE DRUM" | TIDEWATER, 207-785-2212 | 24" HEAVY DUTY | ENAMEL PAINT, BLUE W/LIME GREEN; UNATTACHED MALLETS | |
| Z100 | "CONCRETE PLANTER BOXES" | PLANTERBARRIER.COM, 800.356.2462 | SR602424 | 60"W X 24"H X 24"D; NO RECESSED PANEL; UNFINISHED | |

studio
 MIA
 ARCHITECTS
 255 HARVARD STREET
 SUITE 52
 BROOKLINE, MA 02446
 T 617-408-1581
 F 617-408-1595



PROJECT TITLE
BRIGHT HORIZONS AT NEWTON
 CLIENT
BRIGHT HORIZONS
 200 TALCOTT AVE WATERTOWN, MA

| REV # | DESCRIPTION | DATE |
|-------|-------------|------|
| | | |
| | | |
| | | |
| | | |

PROJECT ARCHITECT
 DRAWN BY
 CHECKED BY
 PROJECT NUMBER
 DATE **06.11.14**
 SCALE **1/8" = 1'-0"**
 CONTENT **PLAYGROUND PLAN**
 SHEET **L1.1**