

**DEMOLITION NOTES:**

1. SEE ALL DRAWINGS FOR ADDITIONAL NOTES AND SPECIFICATIONS.
2. THE DEMOLITION CONTRACTOR IS RESPONSIBLE FOR FAMILIARIZING THEMSELVES WITH THE BUILDING RULES AND REGULATIONS BEFORE AND DURING THE COURSE OF THE PROJECT. SHOULD A CONFLICT ARISE BETWEEN THE CONTRACT DOCUMENTS AND THE BUILDING RULES, THE CONTRACTOR IS TO NOTIFY THE ARCHITECT IMMEDIATELY. BUILDING RULES AND REGULATION SHALL GOVERN EXCEPT WHERE THEY ARE IN CONFLICT WITH APPLICABLE CODES AND ORDINANCES.
3. REMOVE EXISTING WALLS AS NOTED ON DRAWING NECESSARY FOR THE COMPLETION OF THE WORK AS DEPICTED ON THE DRAWINGS. INCLUDING BUT NOT LIMITED TO, ITEMS SHOWN ON THE PLANS WITH DASHED LINES.
4. WHERE APPLICABLE LEVEL ALL EXISTING FLOORS AS REQUIRED TO RECEIVE NEW FLOOR FINISHES. INSTALL REQUIRED TRANSITION PIECES BETWEEN VARIOUS FLOOR FINISHES SUITABLE FOR CONDITIONS AND ACCEPTABLE TO THE OWNER. MATCH EXISTING WHEREVER POSSIBLE.
5. GENERAL CONTRACTOR TO COORDINATE ALL PHASES OF DEMOLITION FOR PROJECT AND NOTIFY THE ARCHITECT OF ANY DISCREPANCIES OR CONFLICTING CONDITIONS WHICH WOULD INTERFERE WITH THE SATISFACTORY COMPLETION OF THE WORK, PRIOR TO THE START OF DEMOLITION.
6. FIRE AND SMOKE DETECTION SYSTEM (EXISTING) TO REMAIN IN OPERATION DURING DEMOLITION AND CONSTRUCTION INCLUDING ALL STROBES.
7. DO NOT REMOVE ANY BUILDING CLASS "E" FIRE PROTECTION SIGNALS OR EQUIPMENT, UNLESS OTHERWISE NOTED. PROTECT AS REQUIRED FOR DURATION OF THE JOB.
8. GENERAL CONTRACTOR IS RESPONSIBLE FOR DEMOLITION AND REMOVAL OF ALL DEBRIS AND DISCARDED MATERIALS AND/OR EQUIPMENT AS INDICATED WITHIN THE SPACE.
9. GENERAL CONTRACTOR TO COORDINATE WITH THE BUILDING MANAGEMENT AND CLIENT AS TO THE PROTECTION AND/OR STORAGE OF ANY ITEMS TO BE SAVED FROM DEMOLITION.
10. GENERAL CONTRACTOR IS RESPONSIBLE TO PROTECT ALL EXISTING ITEMS TO REMAIN (I.E. PLUMBING FIXTURES, WINDOWS, CONVECTOR COVERS, ETC.) THROUGHOUT THE COURSE OF THE JOB.

11. GENERAL CONTRACTOR MUST PROVIDE ALL REQUIRED PROTECTION TO ALL SURROUNDING AREAS THROUGHOUT COURSE OF THE DEMOLITION AND CONSTRUCTION.
12. GENERAL CONTRACTOR IS RESPONSIBLE TO REPAIR AND/OR REPLACE ANY DAMAGE IN THE SURROUNDING AREAS CAUSED BY DEMOLITION AND CONSTRUCTION IN "AREA OF WORK".
13. GENERAL CONTRACTOR TO PATCH ALL SCAR JOINTS AS REQUIRED ON EXISTING CONSTRUCTION TO REMAIN.
14. REMOVE AND CAP ALL ELECTRICAL AND DATA NOT BEING REUSED IN AREAS OF WORK.
15. ALL SURFACES OR FINISHES TO REMAIN, IF DAMAGED DURING DEMOLITION OR ANY STAGE OF THE WORK SHALL BE REPAIRED BY THE GENERAL CONTRACTOR AT THEIR OWN EXPENSE TO "LIKE NEW" CONDITION. IT SHALL BE THE GENERAL CONTRACTOR'S RESPONSIBILITY TO DOCUMENT ANY PREEXISTING DAMAGE AND NOTIFY THE DESIGNER OF ANY SUCH DAMAGE PRIOR TO PRICING OR BIDDING.
16. THE CONTRACTOR IS NOT TO REMOVE OR ALTER ANY STRUCTURAL ELEMENTS IN THE BUILDING WITHOUT WRITTEN PERMISSION FROM ARCHITECT.

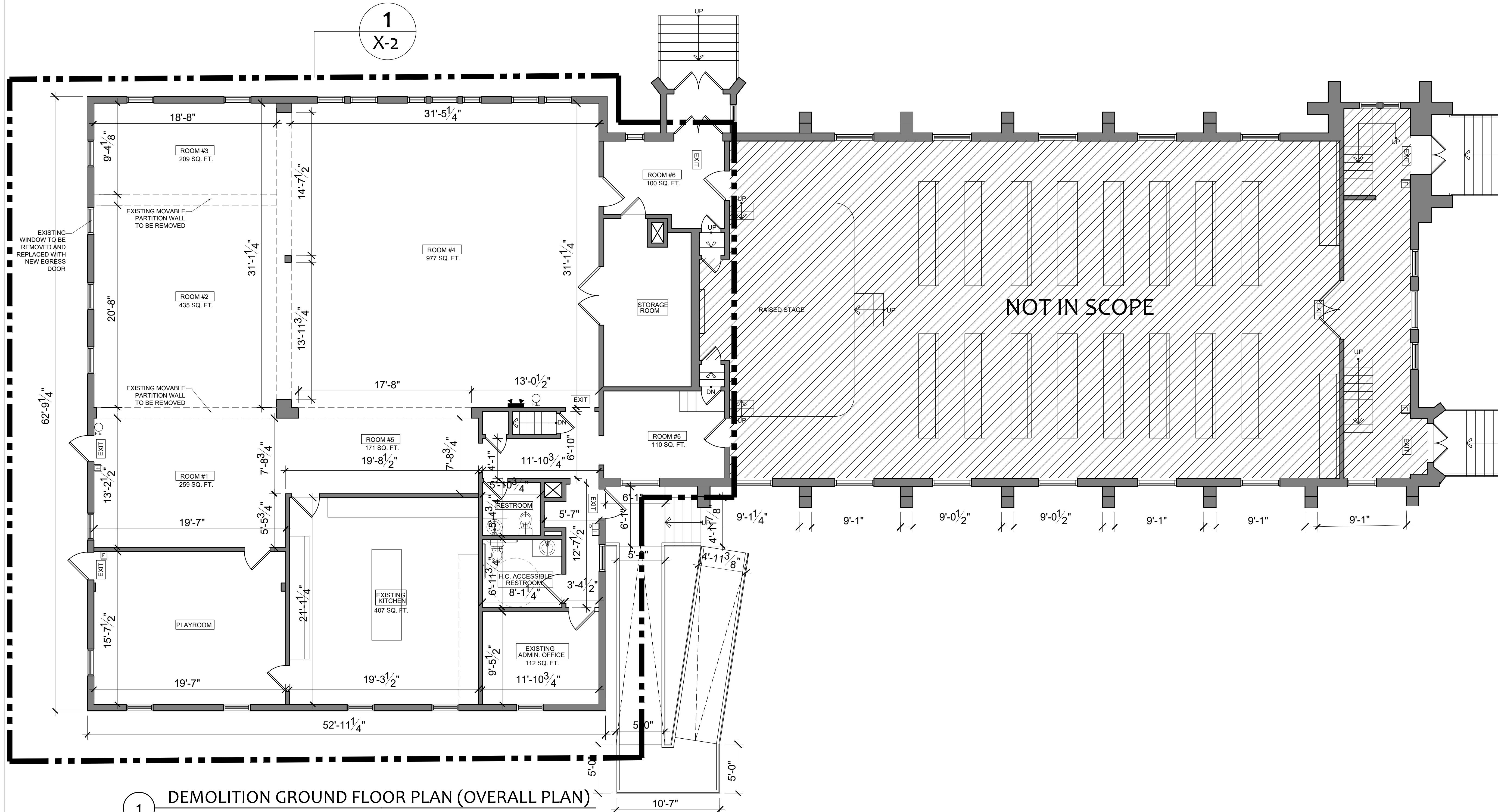
**LEGENDS**

--- EXISTING INTERIOR WALL TO BE DEMOLISHED

— EXISTING WALL TO REMAIN

45 1/2" X 61" - 31" WINDOW NOMINCLATURE

WINDOW ASSEMBLY WIDTH  
WINDOW ASSEMBLY HEIGHT  
WINDOW SILL HEIGHT TO FINISH FLOOR



**1 DEMOLITION GROUND FLOOR PLAN (OVERALL PLAN)**  
3/16" = 1'-0"

**General Notes**

MINI HORN

EXIT EMERGENCY EXIT SIGN

FIRE EXTINGUISHER

2	PLAN REVISIONS	11/06/18
1	PLAN REVISION	11/02/18
[No.]	[Revision/Issue]	[Date]

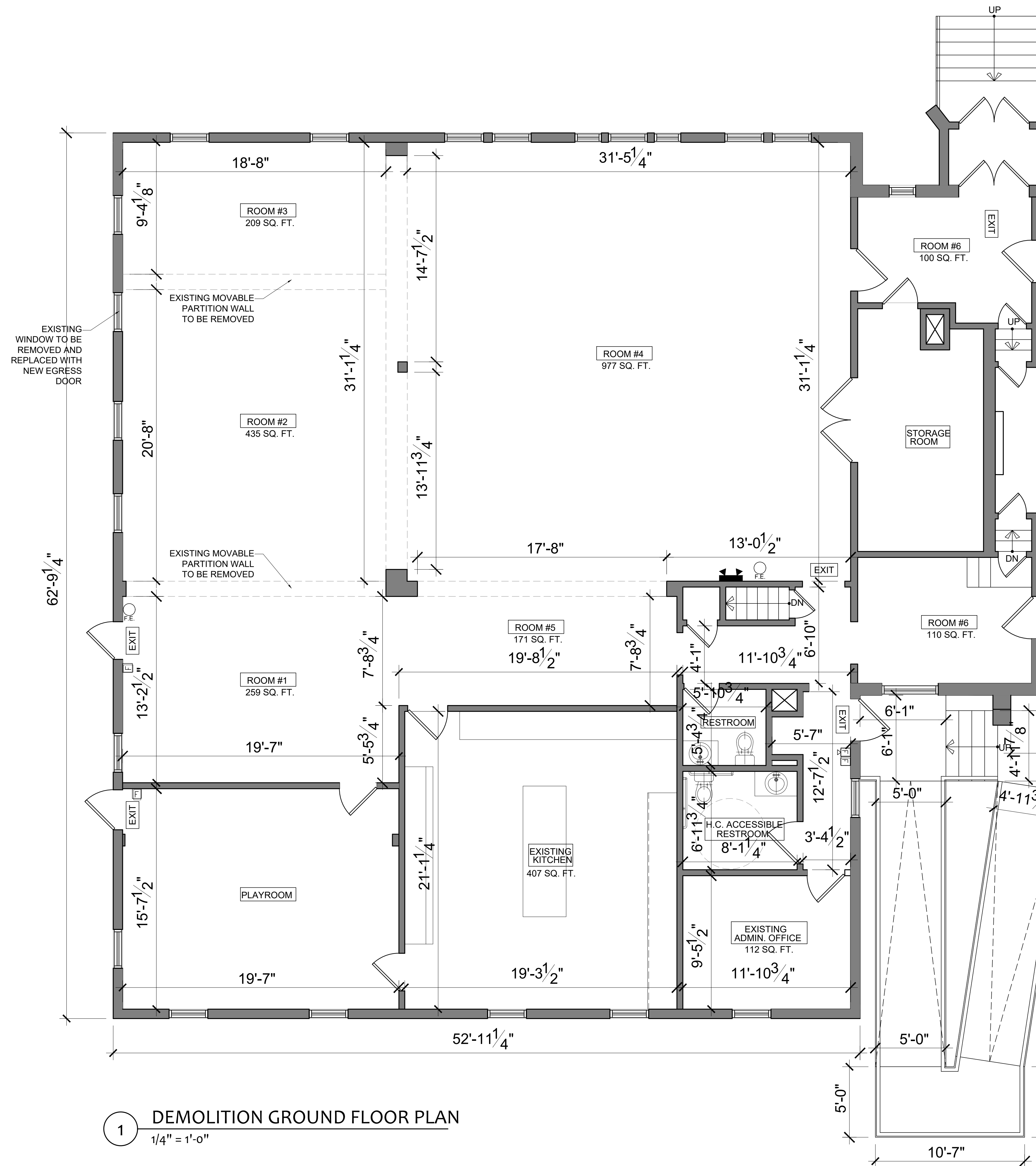
Firm Name and Address

**JC ARCHITECT**  
730 HANCOCK STREET  
QUINCY, MA 02170  
TEL: (617) 642-2882  
EMAIL: JIM.CHEN5408@GMAIL.COM

Project Name and Address




**HAPPY MUNCHKINS DAY SCHOOL**  
1450 WASHINGTON ST  
NEWTON, MA

Project	1825	Sheet	<b>X-1</b>
Date	03/29/2018		
Scale	As Noted		



1 DEMOLITION GROUND FLOOR PLAN  
1/4" = 1'-0"

General Notes

-  MINI HORN
-  EMERGENCY EXIT SIGN
-  FIRE EXTINGUISHER



No.	Revision/Issue	Date
2	PLAN REVISIONS	11/06/18
1	PLAN REVISION	11/02/18

Firm Name and Address

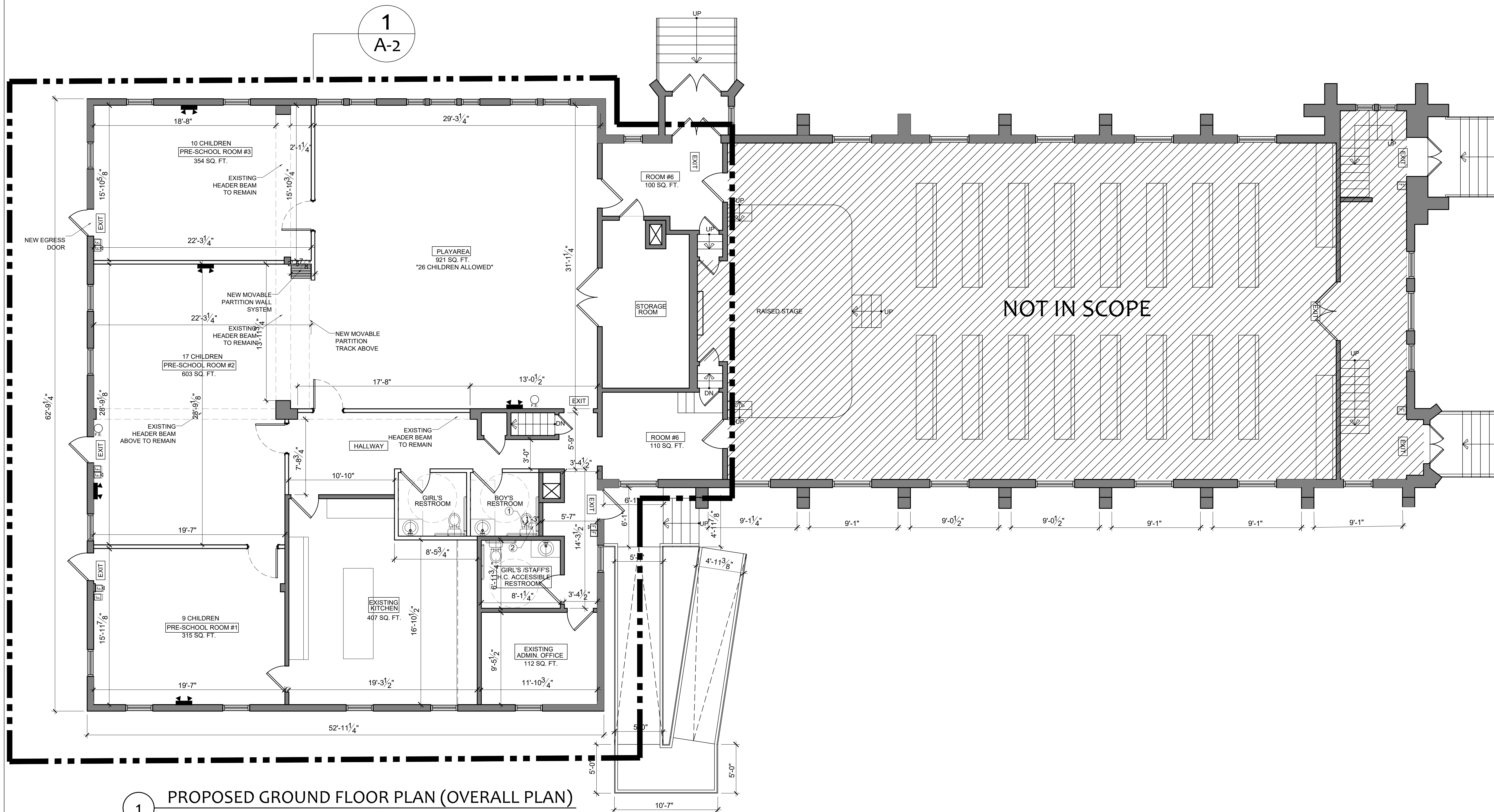
**JC ARCHITECT**  
 730 HANCOCK STREET  
 QUINCY, MA 02170  
 TEL: (617) 642-2882  
 EMAIL: JIM.CHEN5408@GMAIL.COM

Project Name and Address

**HAPPY MUNCHKINS DAY SCHOOL**  
 1450 WASHINGTON ST  
 NEWTON, MA

Project	1825	Sheet	<b>X-2</b>
Date	03/29/2018		
Scale	As Noted		

- LEGENDS**
- EXISTING INTERIOR WALL TO BE DEMOLISHED
  - EXISTING WALL TO REMAIN
  - 45 1/2" X 61" - 31" WINDOW NOMINCLATURE
- WINDOW ASSEMBLY WIDTH  
WINDOW ASSEMBLY HEIGHT  
WINDOW SILL HEIGHT TO FINISH FLOOR



1 PROPOSED GROUND FLOOR PLAN (OVERALL PLAN)  
3/16" = 1'-0"

General Notes

- MINI HORN
- EMERGENCY EXIT SIGN
- FIRE EXTINGUISHER



2	PLAN REVISIONS	11/06/18
1	PLAN REVISION	11/02/18
No.	Revision/Issue	Date

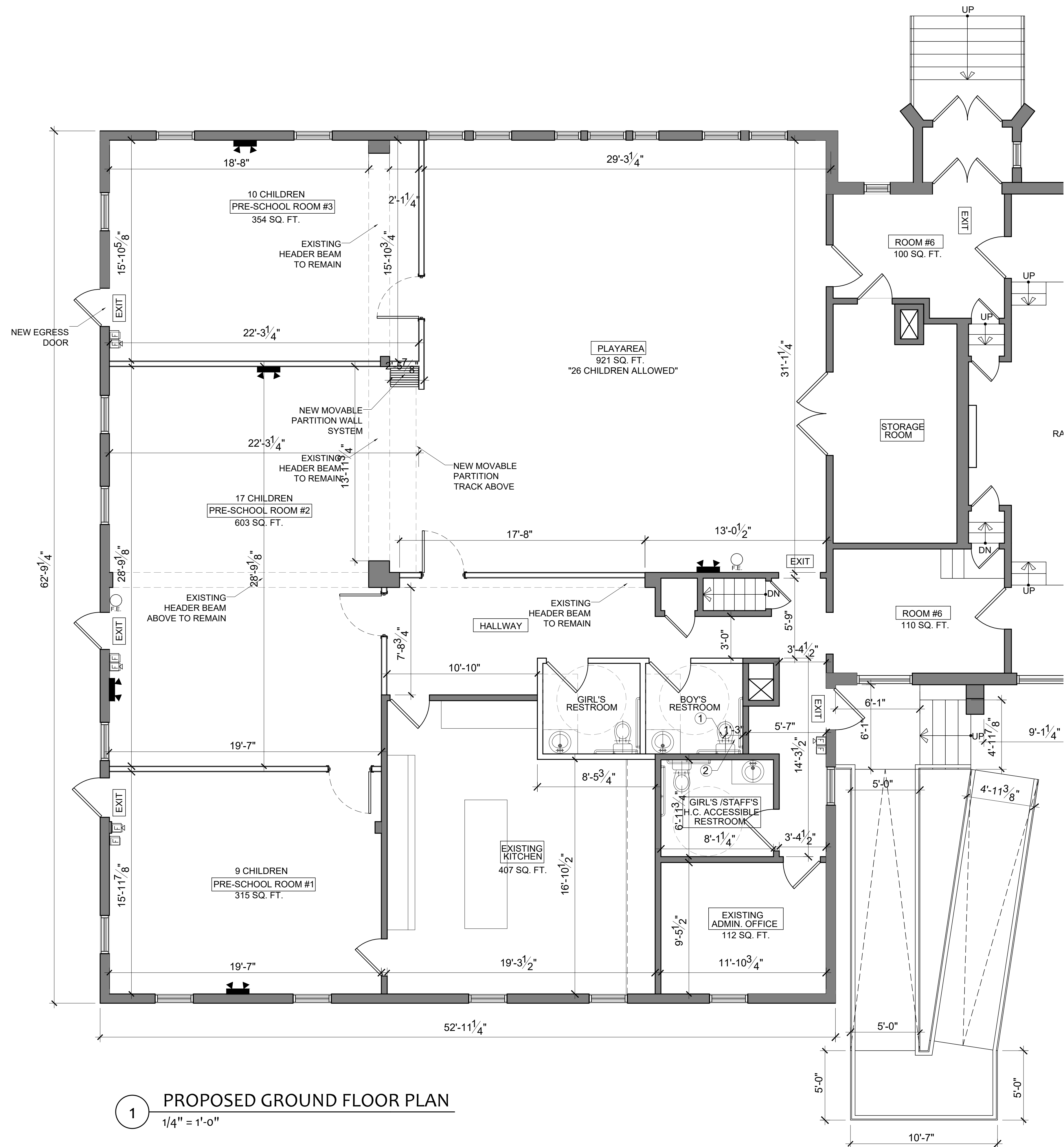
Firm Name and Address

**JC ARCHITECT**  
730 HANCOCK STREET  
QUINCY, MA 02170  
TEL: (617) 642-2882  
EMAIL: JIM.CHEN5408@GMAIL.COM

Project Name and Address

**HAPPY MUNCHKINS DAY SCHOOL**  
1450 WASHINGTON ST  
NEWTON, MA

Project	1825	Sheet	<b>A-1</b>
Date	03/29/2018		
Scale	As Noted		



1 PROPOSED GROUND FLOOR PLAN  
1/4" = 1'-0"

General Notes

- SD SMOKE DETECTOR
- HD HEAT DETECTOR
- CO CO DETECTOR
- KB KNOX BOX
- F FIRE ALARM PULL STATION
- F FIRE ALARM LIGHT W/ HORN
- ACP FIRE ALARM CONTROL PANEL (EXISTING TO BE UPGRADED AS REQUIRED)
- EMERGENCY LIGHT
- M MINI HORN
- EXIT EMERGENCY EXIT SIGN
- F.E. FIRE EXTINGUISHER



No.	Revision/Issue	Date
2	PLAN REVISIONS	11/06/18
1	PLAN REVISION	11/02/18

Firm Name and Address

**JC ARCHITECT**  
 730 HANCOCK STREET  
 QUINCY, MA 02170  
 TEL: (617) 642-2882  
 EMAIL: JIM.CHEN5408@GMAIL.COM

Project Name and Address

**HAPPY MUNCHKINS DAY SCHOOL**  
 1450 WASHINGTON ST  
 NEWTON, MA

Project	1825	Sheet	<b>A-2</b>
Date	03/29/2018		
Scale	As Noted		