


DISCLAIMER
 OWNERSHIP AND USE OF DOCUMENTS, DRAWINGS AND SPECIFICATIONS ARE INSTRUMENTS OF PROFESSIONAL SERVICE AND SHALL REMAIN THE PROPERTY OF THE ARCHITECT. THESE DOCUMENTS ARE NOT TO BE USED, IN WHOLE OR IN PART, FOR ANY OTHER PROJECTS OR PURPOSES OR BY ANY OTHER PARTIES THAN THOSE PROPERLY AUTHORIZED BY CONTRACT WITHOUT THE EXPRESS WRITTEN AUTHORIZATION OF THE ARCHITECT.



REVISIONS	NUMBER	REMARKS	DATE
△			

PROJECT TITLE

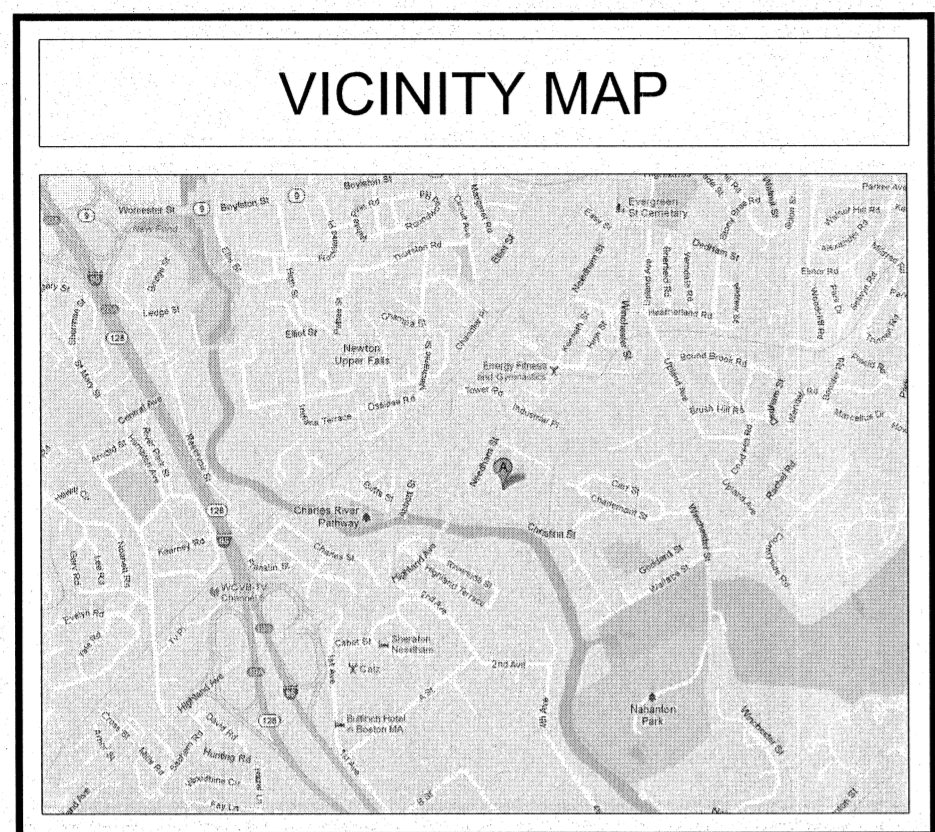


300 NEEDHAM, ST.
 NEWTON, MA 02458

DRAWING TITLE
PARKING PLAN

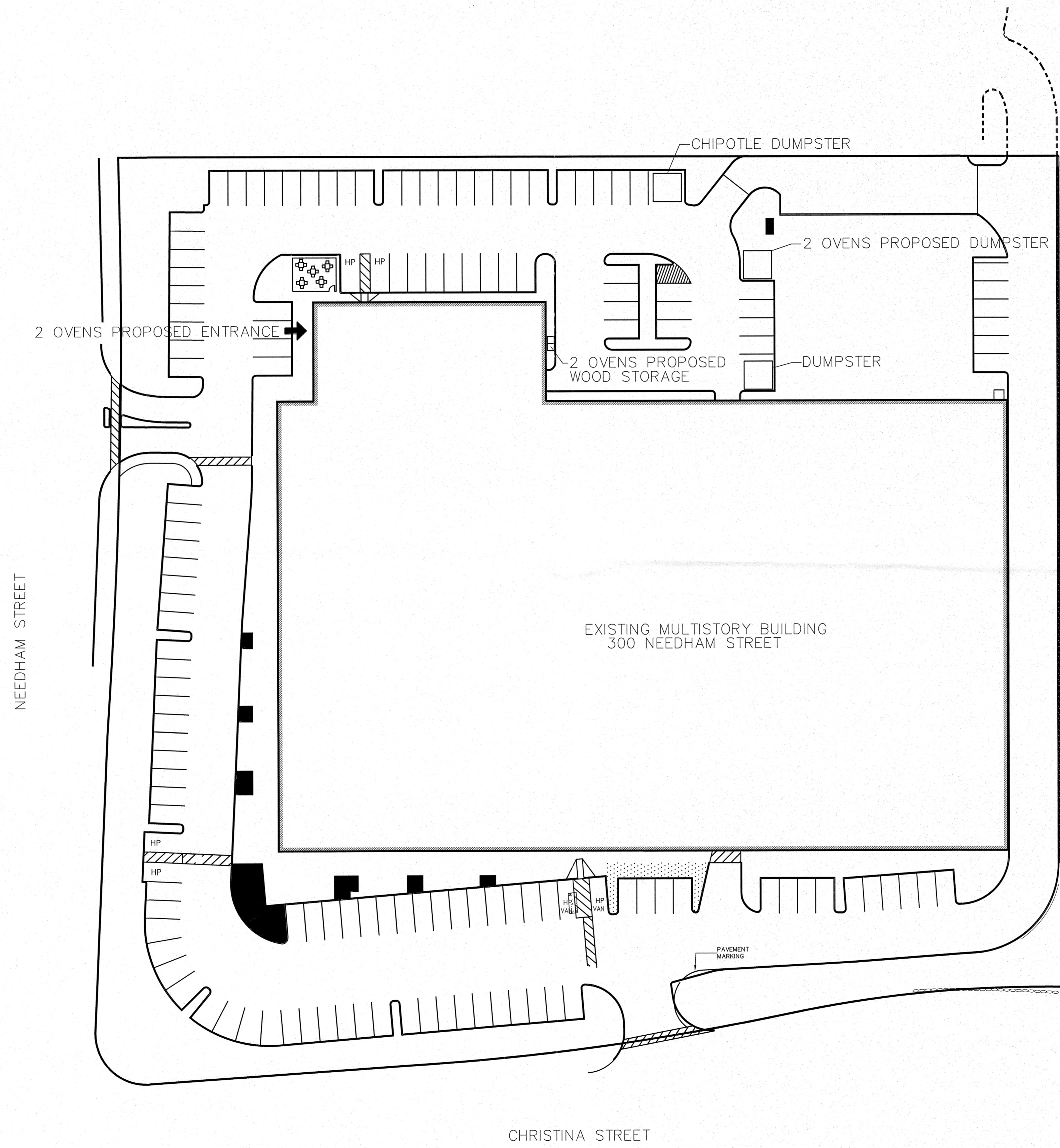
DATE	9.10.12	PROJ NO	12-031
DRAWN BY	MB	CHECKED BY	GS

DRAWING NUMBER
SP1



TENANT SUMMARY			
NAME	AREA	SEATS	EMPLOYEES
EZ STORAGE	220,000 SF		4
CHIPOTLE		48	6
PEARLE VISION	2,100 SF		6
WEIGHT WATCHERS	2,082 SF		6
EMS	14,543 SF		12
FUTURE RETAIL	6,940 SF		6
FUTURE 2 OVENS		120	12

PARKING/LOADING SUMMARY			
PARKING USE	REQUIRED	EXISTING	PROPOSED
(PROPOSED USE)			
RETAIL:			
1 SP./300 SF	103 SPACES		
1 SP./3 EMPLOYEES	10 SPACES		
STORAGE:			
1 SP./2500 SF	88 SPACES		
1 SP./4 EMPLOYEES	1 SPACES		
	*A=202 SPACES		
(EXISTING USE)			
OFFICE:			
1 SP./250 SF	63 SPACES		
LAB./MANUF.:			
1 SP./1000 SF	77 SPACES		
1 SP./4 EMPLOYEES	38 SPACES		
	*B=178 SPACES		
		*C=97 SPACES	
	A - B + C =		145 SPACES
	121 SPACES		145 SPACES
LOADING:	1 BAY/50,000 S.F		5



KEYED CONSTRUCTION NOTES

- A** PROVIDE AND INSTALL ILLINOIS ENGINEERED PRODUCTS' XTRA-DUTY SINGLE FIXED FOLDING GATE TO 8'-0" HIGH FOR SECURITY.
- B** PROVIDE AND INSTALL METAL FRAMED FABRIC AWNING SYSTEM. COORDINATE EXACT TYPE AND LOCATION WITH LANDLORD AND TENANT.
- C** PROVIDE AND INSTALL OPAQUE FILM TO INSIDE OF GLAZING PRIOR TO NEW WALL CONSTRUCTION.



GENERAL NOTES

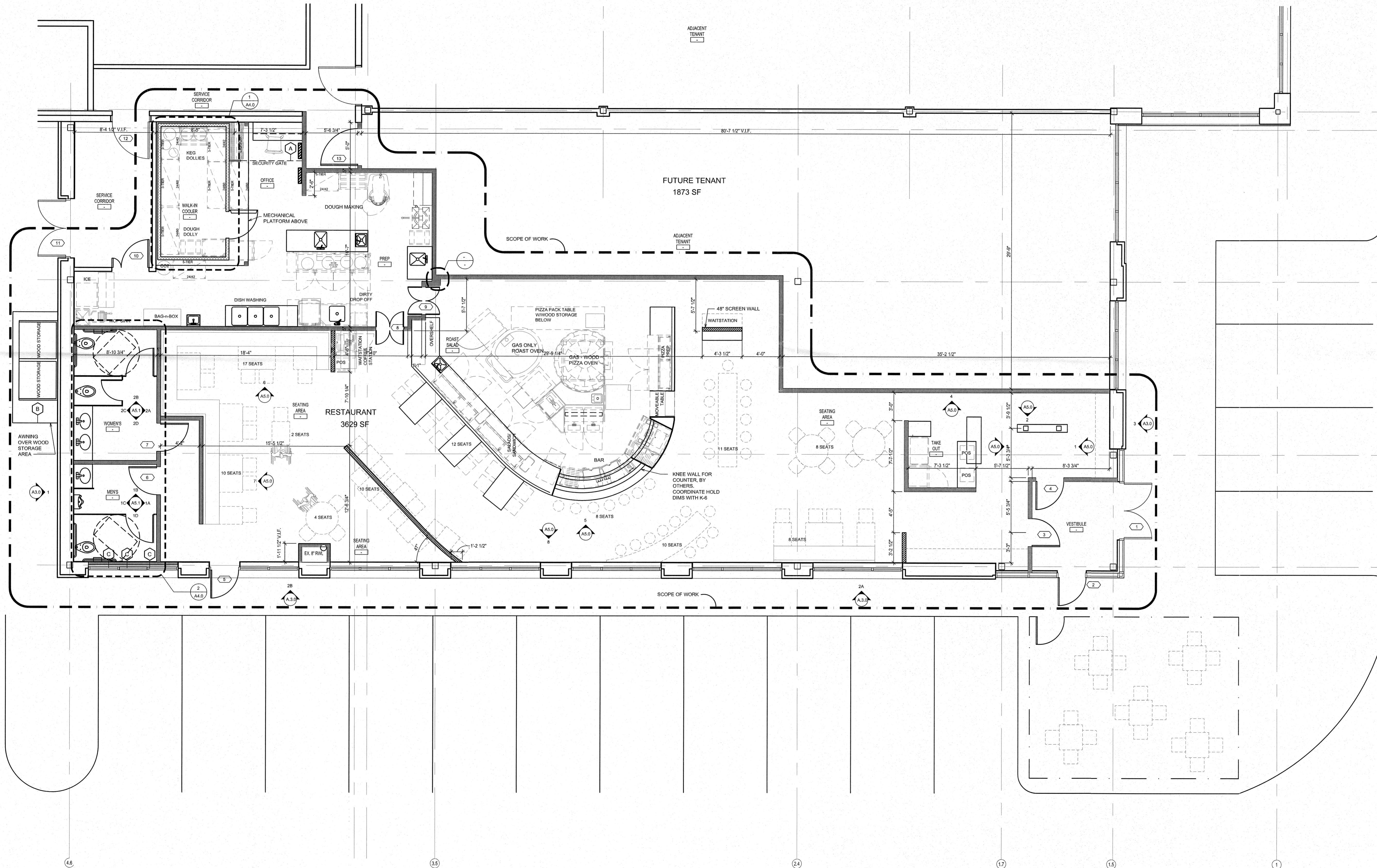
1. ALL WOOD WALL FINISHES, TABLE TOPS, BAR KNEE WALL CONSTRUCTION & TOP, BATHROOM VANITY TOPS, CHAIRS & STOOLS, WAIT STATION & P.O.S. UNITS AND HALF WALL CAP PROVIDED AND INSTALLED BY MILLWORK VENDOR.
2. FOR KITCHEN EQUIPMENT DETAILS AND SPECIFICATIONS SEE KITCHEN EQUIPMENT DRAWINGS. KITCHEN EQUIPMENT SHOWN ON ARCHITECTURAL PLANS FOR REFERENCE ONLY.

SEAT COUNT

INDOOR SEATING 100
 PATIO SEATS 20
TOTAL SEATS: 120

LEGEND

WALL 
 HALF WALL 



UPLAND ARCHITECTS
 UPLANDARCHITECTS.COM

250 E. MAIN STREET NORTON, MA 02766
 1-888-55 UPLAND

DISCLAIMER

OWNERSHIP AND USE OF DOCUMENTS, DRAWINGS AND SPECIFICATIONS ARE INSTRUMENTS OF PROFESSIONAL SERVICE AND SHALL REMAIN THE PROPERTY OF THE ARCHITECT. THESE DOCUMENTS ARE NOT TO BE USED, IN WHOLE OR IN PART, FOR ANY OTHER PROJECTS OR PURPOSES OR BY ANY OTHER PARTIES THAN THOSE PROPERLY AUTHORIZED BY CONTRACT WITHOUT THE EXPRESS WRITTEN AUTHORIZATION OF THE ARCHITECT.



REVISIONS

NUMBER	REMARKS	DATE
1	SEATING	8.25.12

PROJECT TITLE



300 NEEDHAM, ST.
 NEWTON, MA 02458

DRAWING TITLE

CONSTRUCTION PLAN

DATE	9.10.12	PROJ NO	12-031
DRAWN BY	MB	CHECKED BY	GS

DRAWING NUMBER

A1.1

A CONSTRUCTION PLAN
 A1.1 SCALE: 3/16" = 1'-0"

UPLAND ARCHITECTS INC.