

CT4000 Family

ChargePoint® Charging Stations

The CT4000 is the latest generation of ChargePoint charging stations. Refined yet rugged, the CT4000 family sets the industry standard for functionality and aesthetics. A robust cord retraction system comes standard on all CT4000 models to eliminate unsightly cords on the ground, and to keep your drivers from having to touch charging cables.

The CT4000 full motion color LCD display instructs drivers while supporting dynamic updates of custom branded videos and advertisements.

The intelligent power sharing feature of the CT4000 doubles the number of parking spaces served by allowing two charging ports to share a single circuit. Sites with single port EV stations can upgrade to dual port stations without requiring additional electrical services.

All CT4000 models offer one or two standard SAE J1772™ Level 2 charging ports with locking holsters, each port supplying up to 7.2kW.

Available in bollard and wall mount configurations, the CT4000 supports easy installation anywhere. To future proof your investment, all stations are fully software upgradeable over the air. All ChargePoint stations are networked and managed through ChargePoint Service Plans¹ and backed by ChargePoint's world class 24/7 driver phone support.

Corporate Branding and Video Advertising

- + Download full motion color videos to your stations²
- + Custom replaceable signage to project your brand
- + Custom “cap” printing available³

Clean Cord Technology™

- + Maintenance-free, light-weight, self-retracting cords come standard on all models
- + Keep charging cords off the ground and out of your and drivers' hands
- + Flexible over entire -22°F to +122°F product temperature range

Intelligent Power Sharing (patent pending)

- + Reduced installation and operating costs
- + Dynamically share one 40A circuit between two parking spaces
- + Double the number of parking spaces for a given site's power capacity
- + Upgrade a single port station to dual port with no electrical upgrade

Driver Friendly User interface

- + Instructional video shows how to use the station
- + Multi-language: English, French, Spanish
- + Touch button interface; works in rain, ice and with gloves
- + Backed by ChargePoint's world class 24/7 driver phone support

Energy Measurement and Management

- + Real-time energy measurement
- + 15 minute interval recording
- + Time of Day (TOD) pricing
- + Load shed by % of running average or to fixed power output

The standard *EV Charging Only* sign is easily replaceable with your branding.

The cap of the CT4000 family is also available for custom branding.

The 5.7" LCD display provides full motion charging instructions in a clear and simple format. It also allows station owners to deliver advertising messaging.

Driver interaction is supported in any weather by five rugged, back-lit buttons with audio feedback.

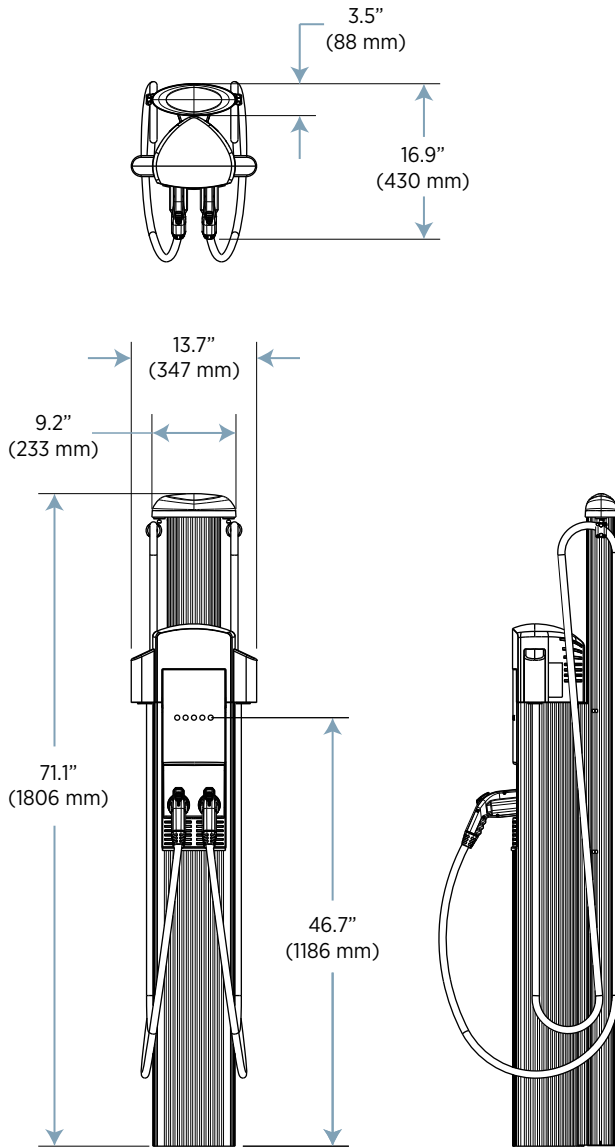


¹ ChargePoint Service Plans are sold separately

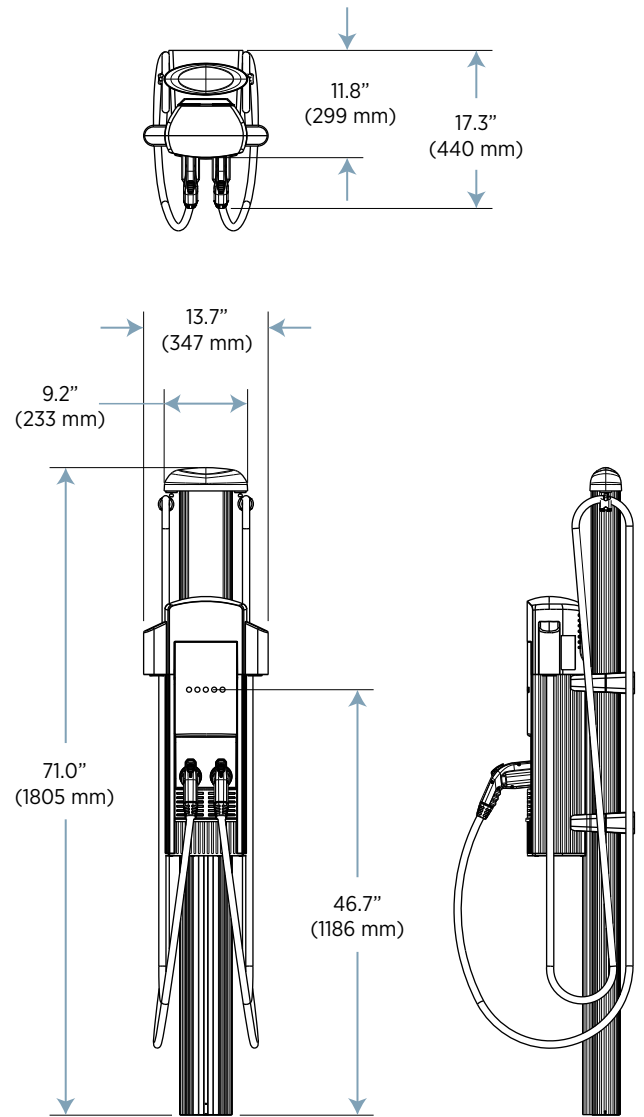
² Download fees apply

³ Minimum order quantities apply

CT4021 Bollard



CT4023 Wall Mount



CT4000 Family Specifications

Electrical Input	Single Port	Dual Port
AC Power Input Rating – Standard	208/240VAC 60Hz single phase @ 30A	208/240VAC 60Hz single phase @ 30 x 2
AC Power Input Rating – Power Sharing	n/a	208/240 VAC 60Hz single phase @ 32A
Input Power Connections – Standard	One 40A branch circuit	Two independent 40A branch circuits
Input Power Connections – Power Sharing	n/a	One 40A branch circuit
Required Service Panel Breaker – Standard	40A dual pole (non-GFCI type)	40A dual pole (non-GFCI type) x 2
Required Service Panel Breaker – Power Sharing	n/a	40A dual pole (non-GFCI type)
Service Panel GFCI	Do not provide external GFCI as it may conflict with internal GFCI (CCID)	
Wiring – Standard	3-wire (L1, L2, Earth)	5-wire (L1, L1, L2, L2, Earth)
Wiring – Power Sharing	n/a	3-wire (L1, L2, Earth)
Station Power	8W typical (standby), 15W maximum (operation)	

Electrical Output

AC - Standard	7.2kW (240VAC @ 30A)	7.2kW (240VAC @ 30A) x 2
AC - Power Sharing	n/a	7.2kW (240VAC @ 30A) x 1 OR 3.8kW (240VAC @ 16A) x 2

Functional Interfaces

Connector(s) Type	SAE J1772™	SAE J1772™ x 2
Charging Cable Length	18' (5.5 meters)	18' (5.5 meters) x 2
Overhead Cable Management System	Yes	
LCD Display	5.7" full color, 640x480, 30fps full motion video, active matrix, UV protected	
Card Reader	ISO 15693, 14443, NFC	
Locking Holster	Yes	Yes x 2

Safety and Connectivity Features

Ground Fault Detection	20mA CCID with auto retry
Open Safety Ground Detection	Continuously monitors presence of safety (green wire) ground connection
Plug-Out Detection	Power terminated per SAE J1772™ specifications
Power Measurement Accuracy	+/- 2% from 2% to full scale (32A)
Power Report/Store Interval	15 minute, aligned to hour
Local Area Network	2.4 GHz Wi-Fi (802.11 b/g/n)
Wide Area Network	3G GSM, 3G CDMA

Safety and Operational Ratings

Enclosure Rating	Type 3R per UL 50E
Safety Compliance	UL listed for USA and cUL certified for Canada; complies with UL 2594, UL 2231-1, UL 2231-2, and NEC Article 625
Surge Protection	6kV @ 3000A. In geographic areas subject to frequent thunder storms, supplemental surge protection at the service panel is recommended.
EMC Compliance	FCC Part 15 Class A
Operating Temperature	-22°F to 122°F (-30°C to +50°C)
Operating Humidity	up to 85% @ +50°C (122°F) non-condensing
Non-Operating Humidity	up to 95% @ +50°C (122°F) non-condensing
Terminal Block Temperature Rating	221°F (105°C)
Maximum Charging Stations per 802.11 Radio Group	10. Each station must be located within 150 feet "line of sight" of a gateway station.

ChargePoint, Inc. reserves the right to alter product offerings and specifications at any time without notice, and is not responsible for typographical or graphical errors that may appear in this document.

CT4021 Bollard charging station



CT4023 Wall Mount charging station



Ordering Information

Specify model number followed by the applicable code(s).

Option		Order Code
Model	Single Port Bollard Mount	CT4011
	Dual Port Bollard Mount	CT4021
	Single Port Wall Mount	CT4013
	Dual Port Wall Mount	CT4023
Options	Integral Gateway Modem - USA	-GW1
	Integral Gateway Modem - Canada	-GW2
Warranty	Single Port Extended Hardware-Only Warranty - 2, 3, 4 or 5 year term	CT4010-EXWn*
	Dual Port Extended Hardware-Only Warranty - 2, 3, 4 or 5 year term	CT4020-EXWn*

* Where *n* is the total number of years in the term

Order Code Examples

If ordering this	the order code is
Dual Port Bollard Mount USA Gateway Station	CT4021-GW1
Single Port Wall Mount Station with 5 Year Warranty	CT4013 CT4010-EXW5
Dual Port Wall Mount Canada Gateway Station with 2 Year Warranty	CT4023-GW2 CT4020-EXW2

For More Information

Visit chargepoint.com

Follow us on Twitter [@chargepointnet](https://twitter.com/chargepointnet)

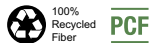
Like us on Facebook [@chargepoint](https://www.facebook.com/chargepoint)



ChargePoint, Inc.
1692 Dell Avenue | Campbell, CA | 95008-6901 USA
+1.408.370.3802 or toll free 877.370.3802
chargepoint.com

Copyright © 2013 ChargePoint, Inc. All rights reserved. CHARGEPOINT is a U.S. registered trademark/service mark, and an EU registered logo mark of ChargePoint, Inc. All other products or services mentioned are the trademarks, service marks, registered trademarks or registered service marks of their respective owners. PN 73-001020-01 Rev 4

Printed on paper made with 100% post-consumer fiber and 100% certified renewable energy, and processed chlorine free.



Listed by Underwriters Laboratories Inc.