

Preliminary COVID-19 Data

City of Newton, MA



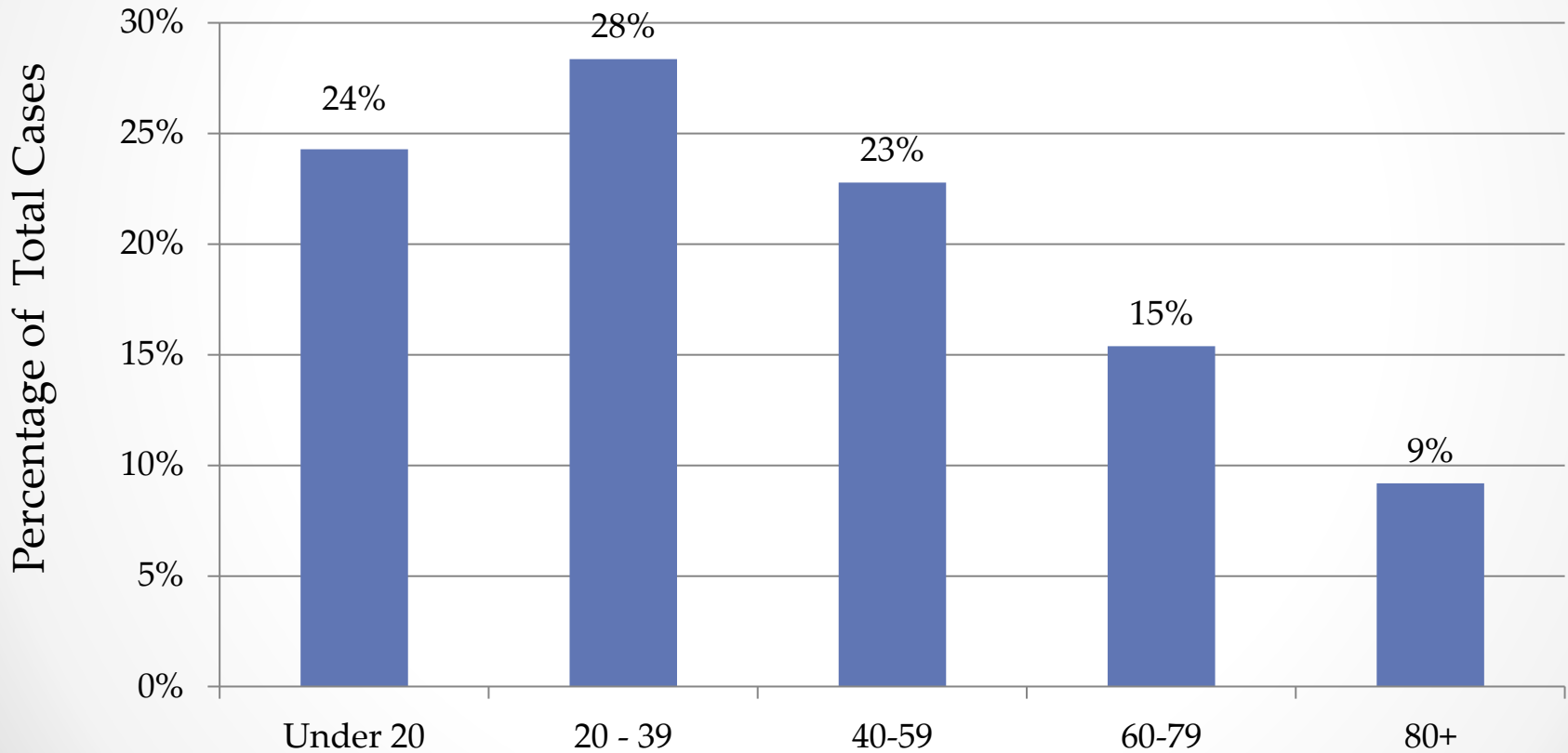
Public Health
Prevent. Promote. Protect.

City of Newton
Health and Human Services Department

Data Notes

- All data is current through the date indicated at the bottom of each slide.
- Data is preliminary and is updated as additional information about cases is acquired.
- Massachusetts data is sourced from the COVID-19 Data Dashboard posted by the Massachusetts Department of Public Health [here](#).
- These reports are provided periodically and include information not already reported on the city's COVID-19 data [website](#).
- The cases by month graph is by test date.
- Confirmed COVID-19 case means the individual had a positive PCR test for COVID-19.

Cases* by Age Category

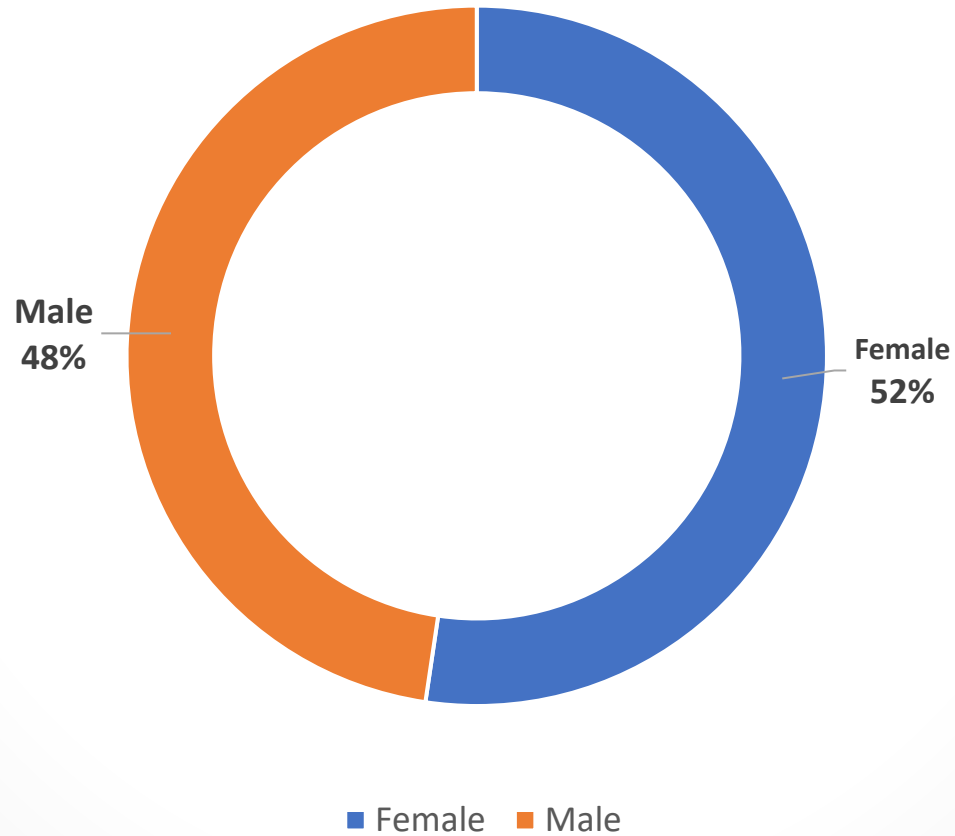


Age Category

*Cumulative confirmed COVID-19 cases among Newton residents

8/25/2021

Cases by Sex*



*When sex is unknown, it is omitted.

Cases in LTC/AL* facilities

Percentage through 8/26

8.7%

Percentage through 4/12

10%

- *Includes people who have tested positive for COVID-19 and live in Newton long-term care and assisted living facilities. Percentage is of total confirmed Newton cases.

Cumulative reported* deaths among Newton residents who tested positive for COVID-19

Week Ending	Cumulative Deaths
February 10, 2021	194
February 17, 2021	200
February 24, 2021	201
March 3, 2021	203
March 10, 2021	208
March 17, 2021	208
March 24, 2021	212
March 31, 2021	213
April 7, 2021	214
April 14, 2021	214
April 21, 2021	214
April 28, 2021	214
May 5, 2021	214
May 12, 2021	214

Week Ending	Cumulative Deaths
May 19, 2021	214
May 26, 2021	214
June 2, 2021	214
June 9, 2021	214
June 16, 2021	214
June 23, 2021	214
June 30, 2021	214
July 7, 2021	214
July 14, 2021	214
July 21, 2021	214
July 28, 2021	214
August 4, 2021	215
August 11, 2021	215
August 18, 2021	215
August 25, 2021	215

*Deaths are listed by week when reported and may have occurred earlier.

Deaths are among confirmed COVID-19 cases

Please see archived expanded data reports for cumulative deaths for earlier months.

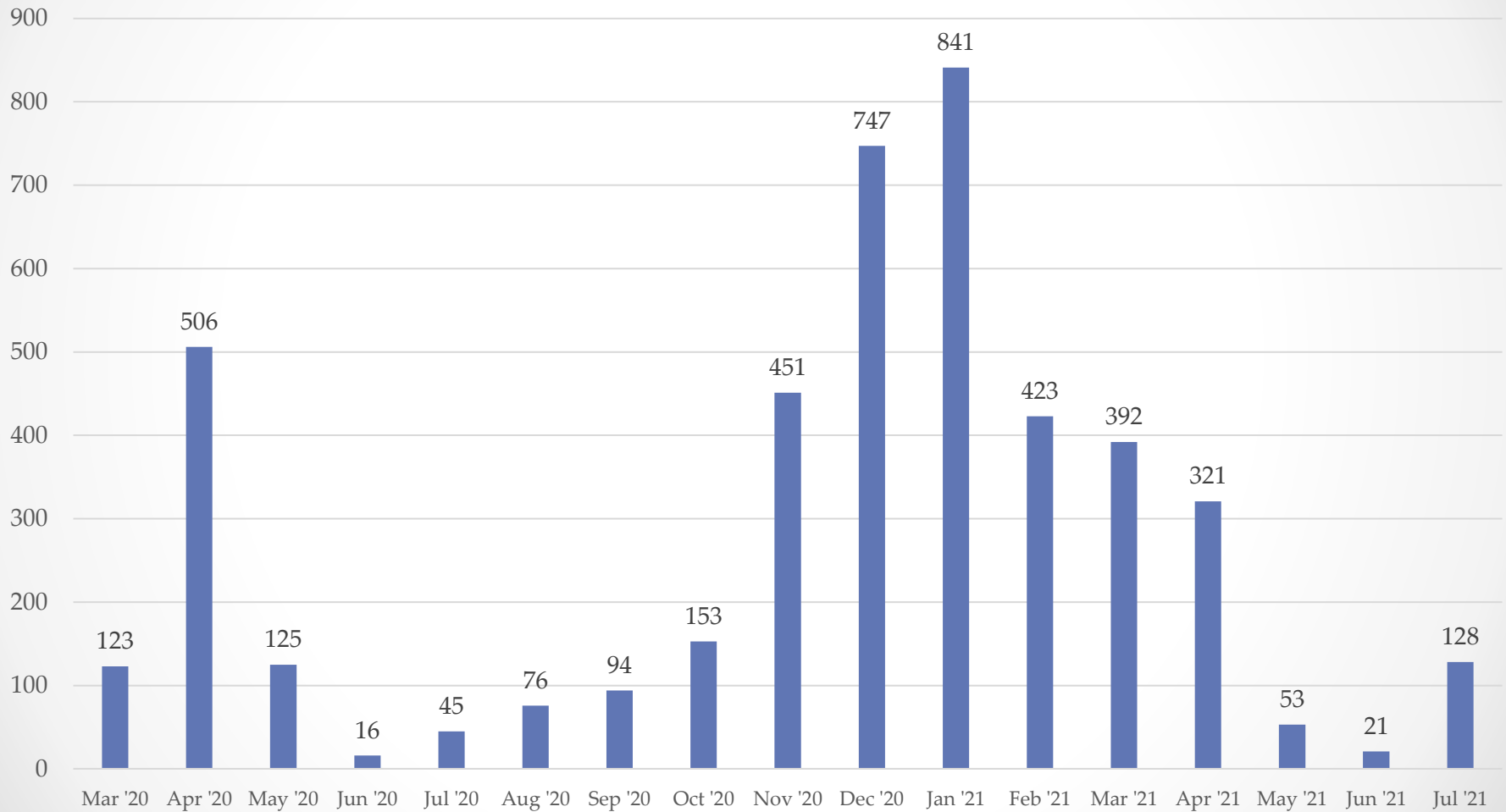
Deaths by Age 80+*

- Percentage through 8/26
- Percentage through 4/12

70.2%

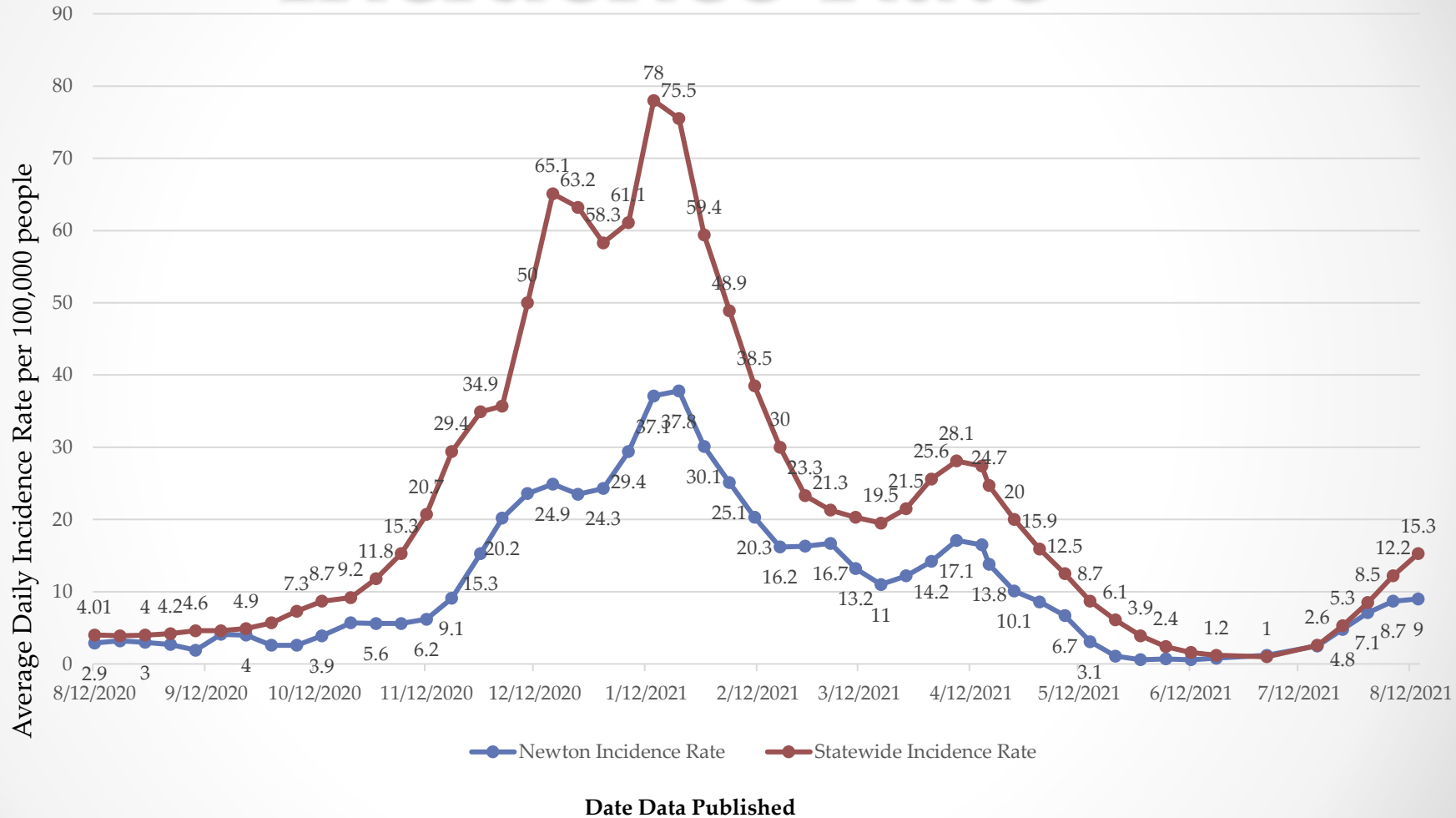
70.5%

Confirmed Cases by Month*



*Cases by test date. Counts by month may change as new information is obtained about city/town or residents or cases are de-duplicated. Does not include months where case count is less than 5 or months not yet complete.

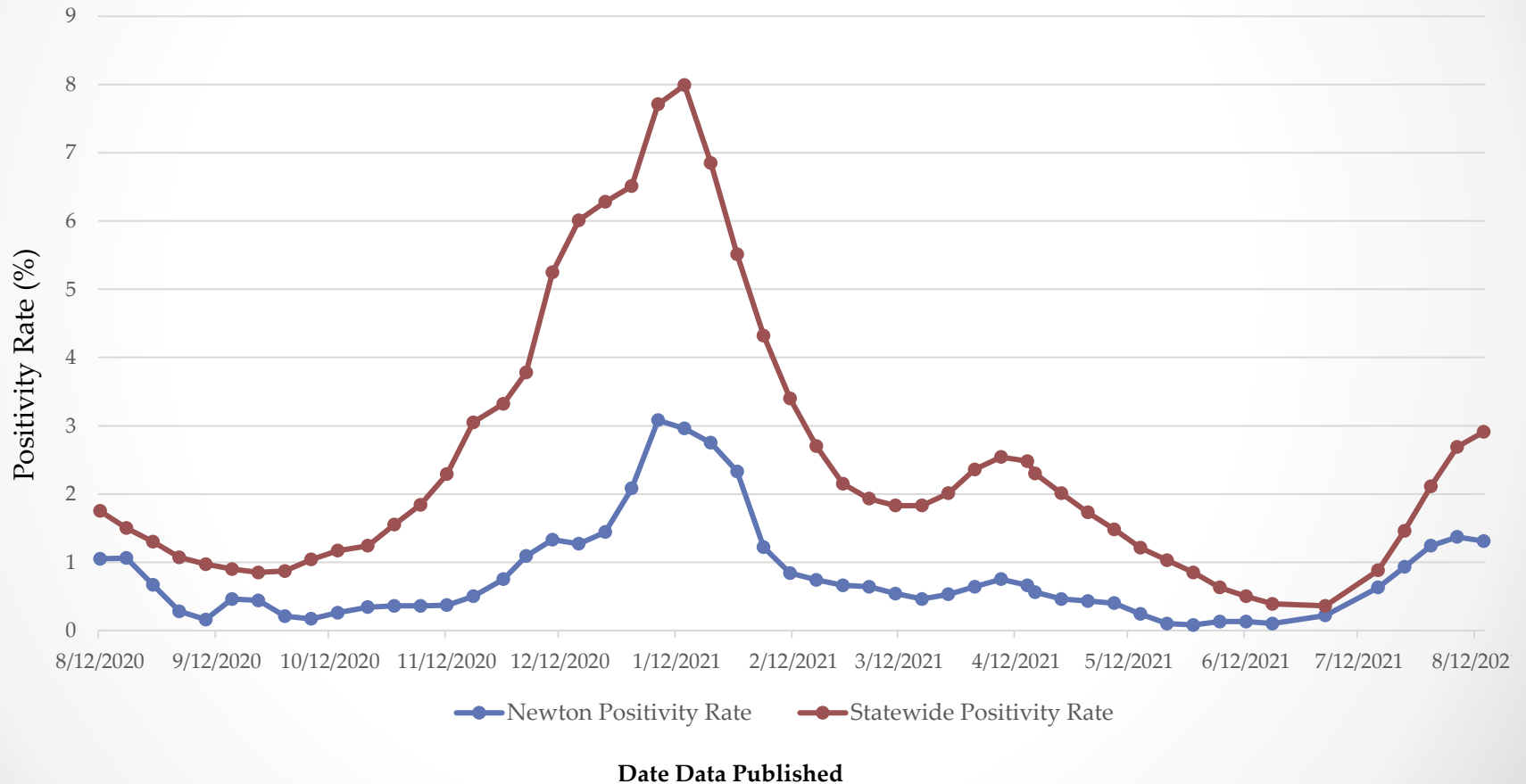
Incidence Rate*



*Dates are when data was published in the MDPH Weekly Public Health Report at

<https://www.mass.gov/info-details/covid-19-response-reporting# covid-19-weekly-public-health-report->

Positivity Rates*



*Dates are when data was published in the MDPH Weekly Public Health Report at

<https://www.mass.gov/info-details/covid-19-response-reporting# covid-19-weekly-public-health-report>

8/25/2021

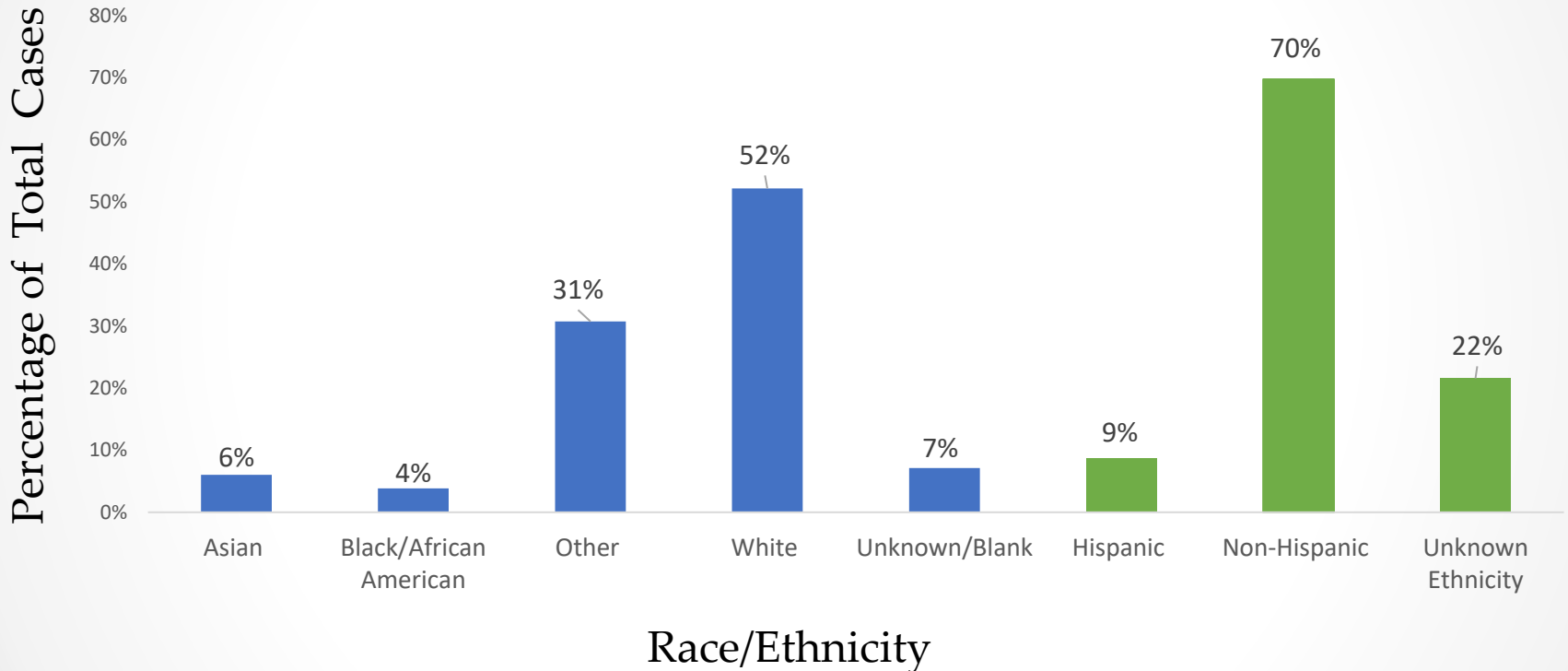
Newton Residents (12+) who have Received at least One Dose of the COVID-19 Vaccine*

- Percentage through 8/17

82%

*This data includes all Chestnut Hill residents, which includes some Boston and Brookline residents. Data from the Massachusetts Immunization Information System (MIIS).

Confirmed Cases* by Race/Ethnicity



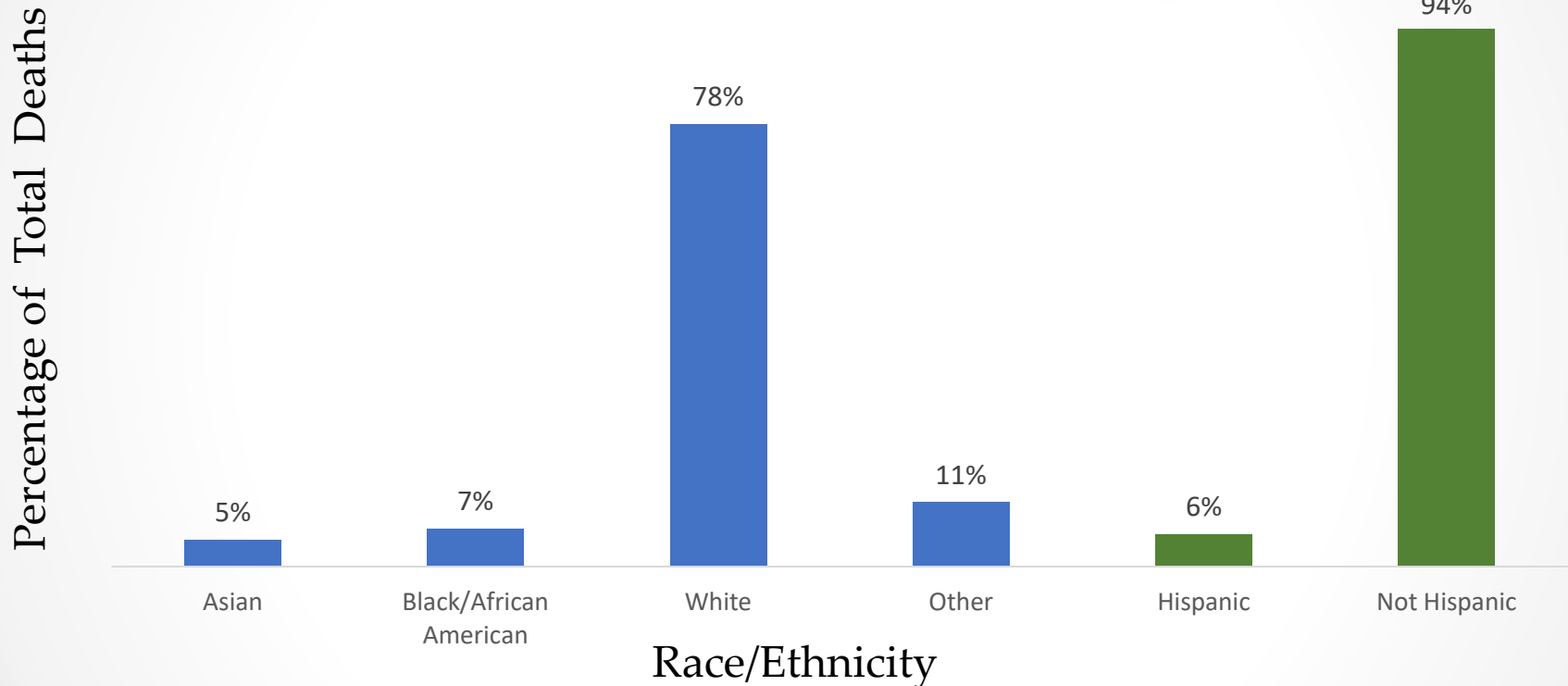
* People who are Hispanic/Latino may be of any race and are included in applicable race categories.

* "Other" indicates two or more races or another race not listed.

* Because the count for American Indian/Alaskan Native and Native Hawaiian/Pacific Islander is currently <5 people, these categories have been combined with "other" to protect individual privacy.

* Unknown" indicates the reporter did not know the race/ethnicity of the individual, the individual refused to provide information, or that the originating system does not capture the information.

Confirmed Deaths* by Race/Ethnicity



* People who are Hispanic/Latino may be of any race and are included in applicable race categories.

* "Other" indicates two or more races or another race not listed.

* Because the count for American Indian/Alaskan Native and Native Hawaiian/Pacific Islander is currently <5 people, these categories have been combined with "other" to protect individual privacy.

* Unknown" indicates the reporter did not know the race/ethnicity of the individual, the individual refused to provide information, or that the originating system does not capture the information.