

CONSOLIDATED ANNUAL PERFORMANCE AND EVALUATION REPORT

FOR THE
CITY OF NEWTON
HOUSING AND COMMUNITY DEVELOPMENT
PROGRAM
AND THE
WESTMETRO HOME CONSORTIUM

JULY 1, 2019 – JUNE 30, 2020

Table of Contents

FY20 Consolidated Annual Evaluation and Performance Report

Executive Summary	1
CR-05 Goals and Outcomes	6
CR-10 Racial and Ethnic Composition of Families Assisted	13
CR-15 Resources and Investments.....	15
CR-20 Affordable Housing	22
CR-25 Homeless and Other Special Needs	30
CR-30 Public Housing	36
CR-35 Other Actions.....	40
CR-40 Monitoring.....	50
CR-45 CDBG	52
CR-50 HOME	54
CR-60 ESG Subrecipient Information	58
CR-70 ESG Assistance Provided and Outcomes.....	61
CR-75 ESG Expenditures	62

Appendix

FY20 Goals with Zero Completion.....	66
WestMetro HOME Consortium Public Housing Authority Projects	74
Newton and WestMetro HOME Consortium Monitoring Policies and Procedures	76
HOME Program Income Expenditures in IDIS in FY20	80
Sage Report.....	84
IDIS Report PR03	101
IDIS Report PR26	260
IDIS Report PR59	268
IDIS Report PR22	271
IDIS Report PR33	276
Public Comments	279
Certification	283

Executive Summary

The FY20 (FFY19) Consolidated Annual Performance and Evaluation Report (CAPER) provides an analysis of the fifth and final year of the FY16-FY20 Consolidated Plan—July 1, 2019 through June 30, 2020—for the City of Newton Community Development Block Grant program (CDBG), Emergency Solutions Grant (ESG) program, and the WestMetro HOME Consortium HOME Investment Partnerships program (HOME). These programs provided the City of Newton and 12 other communities in the WestMetro HOME Consortium with a total of **\$4,038,157.12 in FY20 (FFY19) resources** from The U.S. Department of Housing and Urban Development (HUD).

The CAPER is an assessment of how successful Newton and the Consortium communities were at meeting their goals as identified in the FY20 (FFY19) Annual Action Plan and the FY16-20 Consolidated Plan. In June, 2019 the City submitted the FY20 (FFY19) Action Plan to HUD, which provided details to citizens, public and private agencies, and other interested parties on the program activities that were planned in response to the priority needs identified in the FY16-20 Consolidated Plan. The FY16-20 Consolidated Plan was developed to describe the use of CDBG, HOME, and ESG program funds for housing and community development activities in Newton and housing activities in the 12 other HOME Consortium communities (the towns of Bedford, Belmont, Brookline, Concord, Lexington, Natick, Needham, Sudbury, Watertown, Wayland, and the cities of Framingham and Waltham).

The following table summarizes the amount of FY20 (FFY19) funds that were received and the amount of funds expended in FY20, including funds from prior years:

Program	Funds Received	Funds Expended
CDBG	\$2,012,127.41*	\$1,208,601.68
HOME Consortium	\$1,863,264.71**	\$2,916,148.40
Emergency Solutions Grant	\$162,765.00	\$168,269.74
Total	\$4,038,157.12	\$4,293,019.82

*Includes \$103,185.41 in CDBG program income received during FY20 (FFY19)

**Includes \$432,017.71 in HOME program income received during FY20 (FFY19)

The following table is a snapshot of FY20 (FFY19) HOME funds received by Newton from the total WestMetro HOME Consortium fund, and the amount of HOME funds the City expended in FY20, including funds from prior years:

Program	Funds Received	Funds Expended
Newton HOME Funds	\$170,761.80	\$524,229.03*

*Includes \$403,940.99 in FY19 (FFY18) and FY20 (FFY19) HOME CHDO Reserves

In FY20 (FFY19), the City of Newton received \$2,012,127.41 in CDBG funds and expended \$1,208,601.68 in FY20 (FFY19) and prior year funds. The WestMetro HOME Consortium, which includes 13 communities, received \$1,863,264.71 in HOME funds and expended \$2,916,148.40 in FY20 (FFY19) and prior year funds. From the WestMetro HOME Consortium funds, the City received \$170,761.80 in HOME funds and expended \$524,229.03 in FY20 (FFY19) and prior year funds. A total of \$162,765.00 in ESG funds was received by the City in FY20 and \$168,269.74 was expended in FY20 (FFY19) and prior year funds.

The Newton Housing and Community Development Division of the Planning Department (the Division) utilized these funds to meet the goals of the FY16-20 (FFY15-FFY19) Consolidated Plan and the FY20 (FFY19) Annual Action Plan. These goals include:

- Production of new affordable units
- Rehabilitation of housing
- Provision of supportive services to the homeless and at-risk of homeless
- Creation of permanent and supportive housing
- Increase awareness of fair housing policies and practices
- Provision of human services
- Provision of human services to age in place
- Implementation of improvements to target neighborhoodss
- Implementation of architectural accessibility improvements for persons with disabilities.

***Goal: Production of affordable housing, and
Goal: Rehabilitation of housing***

Relative to the production of new affordable housing, construction of the Curve Street/Myrtle Village project was completed during FY19 (FFY18). However, the project was closed out in IDIS at the very beginning of FY20 (FFY19). The project's seven units of affordable housing are fully occupied.

Similarly, acquisition and rehabilitation of two affordable rental units at 83 – 85 West Street was completed during FY19 (FFY18). The project, however, was closed-out in IDIS in FY20 (FFY19) after the affirmative marketing materials were finalized in compliance with the Massachusetts Department of Housing and Community Development's (DHCD) guidelines.

The construction of eight units of affordable housing was completed at 236 Auburn Street in FY20 (FFY19) and the project is now fully occupied. This project was closed-out in IDIS in FY21 (FFY20) and consequently the eight units will appear in the FY21 (FFY20) CAPER.

Newton's First Time Homebuyer Assistance program did not serve any households in FY20, as no new affordable ownership units were completed in this fiscal year, nor were there any resales of existing affordable ownership units.

Lastly, Newton also maintains its existing affordable housing stock and increases the number of lead safe properties through the CDBG Housing Rehabilitation Program. In FY20, the City rehabilitated an eight-bedroom affordable group home for individuals with intellectual disabilities by addressing code violations and repairs. The City is actively working on four homeowner units through its rehabilitation program. The COVID-19 global pandemic temporarily hindered progress on these projects in FY20.

Goal: Provision of supportive services to the homeless and at-risk of homeless

In FY20 (FFY19), five subrecipients were awarded Emergency Solutions Grant (ESG) funds to provide homelessness prevention, rapid rehousing, and shelter services to individuals and families that were homeless or at-risk of homelessness. These subrecipients include Brookline Community Mental Health Center, Community Day Center of Waltham, Middlesex Human Service Agency, REACH Beyond Domestic Violence, and The Second Step. During the FY20 program year, these subrecipients assisted approximately 755 individuals.

Goal: Creation of permanent and supportive housing for the homeless

The City of Newton released its city-wide housing strategy, Newton Leads 2040 Housing Strategy (Strategy), in FY17 (FFY16). This strategy established the goal of creating an additional 800 Subsidized Housing Inventory units in the City by 2021 through a number of targeted policies and action steps. As part of this process, the City selected a 0.39-acre (16,900 square feet) parcel of municipally-owned land, located at 160 R Stanton Avenue, to reuse and reactivate in order to create permanent supportive housing for chronically homeless adults with disabilities. In FY18 (FFY17), the City issued a Request for Proposals for the development of this underutilized site into permanent supportive housing for chronically homeless adults with disabilities.

2Life Communities, formerly Jewish Community Housing for the Elderly (JCHE) and owner of the Golda Meir House at 160 Stanton Avenue, was selected as the developer of the site and entered into a Ground Lease with the City for the property. This new community will create 68 new units for low-income seniors through the construction of two additions to the existing Golda Meir House (which currently includes 197 units of affordable senior housing). The Golda Meir House Expansion Project will include 57 one-bedroom apartments and 11 two-bedroom apartments. Of the 68 new units, 20 will be set at 30% AMI and 25 will be set at 50% AMI. All 45 of these units will have project-based vouchers, which allow 2Life to dedicate these units to extremely low and very low-income seniors. The Section 8 vouchers associated with the 30% AMI units will serve nine non-age restricted, one-bedroom units for chronically homeless individuals with disabilities. .

The provision of special, supportive services for these nine individuals will be offered in partnership with HEARTH, Inc., a nonprofit organization dedicated to the elimination of homelessness among the elderly. Though not selected for low-income housing tax credits during the 2019 state-funding round, 2Life Communities was awarded 4% LIHTC in the mini-round in the first half of FY20. The project has

also been awarded \$255,143 in FY21 Newton HOME funds to fill its funding gap. Construction is anticipated to begin in the first half of FY21.

Goal: Increase awareness of fair housing policies and practices

Affirmatively furthering fair housing is underscored in all of the Housing and Community Development Division's programs. Staff works with the Newton Fair Housing Committee to host educational events and disseminate information on fair housing. In FY20 (FFY19), the Fair Housing Committee published an article entitled "April is Fair Housing Month" in the Newton TAB, highlighting the history of the Fair Housing Act, the Committee's history and its ongoing activities. The Committee collaborated with Division staff to disseminate public information on fair housing and to make available written criteria for the City's consideration of fair housing goals as they may apply to proposed developments.

Over the latter half of FY20, the Division staff began work on the next 5-year iteration of the Analysis of Impediments to Fair Housing Choice (AI). The Planning Department hired Barrett Planning Group and JM Goldson LLC Consulting to assist in the preparation of the FY21 – 25 AI on behalf of the WestMetro HOME Consortium. The AI will be an assessment of state and local government's bylaws, ordinances, statutes, and administrative policies and local conditions that affect the location, availability, and accessibility of housing throughout the consortium.

Goal: Provision of human services, and

Goal: Provision of human services specific to aging in place

In FY20, fourteen subrecipients were awarded Community Development Block Grant (CDBG) funds to support their human service projects. These projects were focused on stabilizing low- and moderate-income individuals across the lifespan and moving them onto the path of middle class. These human service projects served individuals and families, youth and elderly, persons with disabilities, and survivors of domestic violence and included financial assistance for summer camp, employment mentorship, child care, emergency payments for rent and utilities, residential services, mental health services, and wellness programming. The City's CDBG Human Services Program assisted a total of 2,759 individuals during the FY20 program year. Of the 2,759 individuals served, approximately 70% were seniors age 62 years and older who received assistance to age in place.

Goal: Implementation of improvements to target neighborhoods, and

Goal: Implementation of architectural accessibility improvements for persons with disabilities

During the FY20 program year, the City completed planning efforts for the Newtonville Transportation Improvement project. This project includes the installation of bus shelters at two existing bus stops: Washington/Craft Street (Westbound) and Watertown/Walnut Street (Southbound). The installation will enhance transportation amenities for residents in the surrounding Newtonville neighborhoods. This project is expected to be completed in FY21 (FFY20).

In addition, the City completed the construction of a wheelchair-accessible, single-use, unisex toilet room on the first floor of Newton City Hall and the installation of four sets of Rectangular Rapid Flashing Beacons (RRFB's) throughout the City. Not only did these projects remove architectural and material barriers, but they improved accessibility and mobility for persons with disabilities. Finally, in FY21, the City will complete the installation of three accessible pathways in the City's neighborhood parks.

HOME Consortium Goals

In FY20 (FFY19), the WestMetro HOME Consortium received \$5,838,712.06 in HOME funds and expended \$2,916,148.40 in FY20 (FFY19) and prior year funds. Consortium communities each developed individual goals related to the acquisition, construction, and rehabilitation of housing, as well as the provision of rental assistance. There were 21 HOME-assisted rental units overall that were completed in FY20. An additional 84 families were provided with security deposit assistance through Framingham's and Waltham's Tenant-Based Rental Assistance (TBRA) programs. Consortium member communities also laid the groundwork for many pending HOME-assisted affordable housing development projects each in various phases of development that will be completed in subsequent fiscal years.

The City of Newton Housing and Community Development Program and the WestMetro HOME Consortium had much success in the fifth and final year of the FY16–20 Consolidated Plan. The following pages provide further data and narrative on the accomplishments in each goal area.

CR-05 - Goals and Outcomes

Progress the jurisdiction has made in carrying out its strategic plan and its action plan.

91.520(a)

The City of Newton receives Community Development Block Grant (CDBG), HOME Investment Partnership (HOME) and Emergency Solutions Grant (ESG) funds from the U.S. Department of Housing and Urban Development (HUD). These funds are utilized to address housing and community development needs in the City of Newton and housing needs in the WestMetro HOME Consortium communities. The FY20 (FFY19) Annual Action Plan identified nine goals for the City of Newton. These goals include: production of new affordable units, rehabilitation of affordable housing, provision of supportive services to the homeless and at-risk of homeless, creation of permanent and supportive housing for the homeless, increase awareness of fair housing policies and practices, provision of human services, and provision of human services specific to those aging in place, implementation of improvements to target neighborhoods, and implementation of architectural accessibility improvements for persons with disabilities. The HOME Consortium communities each developed individual goals related to the acquisition, construction, and rehabilitation of housing, as well as the provision of rental assistance. The progress that the City and the HOME Consortium has made in advancing these goals is addressed in Table 1- Accomplishments – Program Year and Strategic Plan to Date, and the accompanying narrative.

Comparison of the proposed versus actual outcomes for each outcome measure submitted with the consolidated plan and explain, if applicable, why progress was not made toward meeting goals and objectives. 91.520(g)

Please see data and assessment below

CR-05: Goals and Outcomes for City of Newton & WestMetro HOME Consortium for FY20

Name of Goal	Category of Goal	Funds Expended in FY20	Start Fiscal Year	End Fiscal Year	Goal Outcome Indicator (GOI)	GOI Unit of Measure	Outcome Expected FY20	Actual Outcome FY20	Percent Complete	Expected Outcome FY16-20	Actual Outcome FY16-20	Percent Complete
NEWTON												
Production of New Affordable Units	Affordable Housing	CDBG:\$155,087.60 HOME: \$427,894.45	2016	2020	Rental units constructed	Household Housing Unit	9	9	100.00%	175	13	7.43%
			2016	2020	Homeowner housing added	Household Housing Unit	1	0	0.00%	15	6	40.00%
Housing Rehabilitation	Affordable Housing	CDBG: \$349,496.98	2016	2020	Rental units rehabilitated	Household Housing Unit	0	1	100.00%	5	212	4,220.00%
			2016	2020	Homeowner housing rehabilitated	Household Housing Unit	5	0	00.00%	30	8	26.67%
Supportive Services	Homeless	ESG: \$168,269.74	2016	2020	Other- Assistance to homeless and at-risk for homelessness	Persons Assisted	820	755	92.07%	2,735	4,818	176.16%
Permanent and Supportive Housing	Homeless		2016	2020	Housing for homeless added	Household Housing Unit	0	0	0.00%	12	0	0.00%
Fair Housing	Education; community-wide benefit		2016	2020	Other - Educational events	Other- Educational events held	1	0	00.00%	10	5	50.00%
						Other - Publicity and outreach	1	1	100.00%	11	8	72.73%
Human Services	Non-Homeless Special Needs	CDBG: \$308,520.00	2016	2020	Public service activities other than Low/Mod Income Housing	Persons Assisted	2,014	2,759	136.99%	8,455	2,914*	34.46%
Human Services - Aging in Place	Non-Homeless Special Needs	CDBG: \$	2016	2020	Public service activities other than Low/Mod Housing	Persons Assisted	0	1,650	1,650.00%	22,535	1,675*	41.42%
Neighborhood Improvements	Non-Housing Community Development	CDBG: \$2,390.00	2016	2020	Public Facility or infrastructure other than Low/Mod Housing Benefit	Persons Assisted	1,560	0	0.00%	2,085	0	0.00%
Architectural Access	Non-Housing Community Development	CDBG: \$81,526.22	2016	2020	Public Facility or Infrastructure other than Low/Mod Housing Benefit	Persons Assisted	3,394	6,697	197.32%	16,970	25,395	149.65%

*Human Service FY16-20 outcomes are based on an estimated unduplicated count across the last five years

Name of Goal	Category of Goal	Funds Expended in FY20	Start Fiscal Year	End Fiscal Year	Goal Outcome Indicator (GOI)	GOI Unit of Measure	Outcome Expected FY20	Actual Outcome FY20	Percent Complete	Expected Outcome FY16-20	Actual Outcome FY16-20	Percent Complete
BEDFORD												
Rental Housing	Affordable Housing		2016	2020	Rental units rehabilitated	Household housing unit	3	0	0.00%	3	0	0.00%
Rental Housing	Affordable Housing	HOME: \$2,043.00	2016	2020	TBRA/Rapid Rehousing	Household housing unit	2	0	0.00%	5	10	200.00%
BELMONT												
Achieve Housing Production Goals	Affordable Housing		2016	2020	Rental units constructed	Household housing unit	0	0	0.00%	3	0	0.00%
Adopt Zoning and other Policies to Encourage Affordable Housing	Affordable Housing		2016	2020	Rental units constructed	Household housing unit	0	0	0.00%	2	0	0.00%
Provide Better Housing Choices	Affordable Housing		2016	2020	Rental units constructed	Household housing unit	0	0	0.00%	3	0	0.00%
Elderly Supportive Services	Affordable Housing		2016	2020	Rental units rehabilitated	Household housing unit	0	0	0.00%	2	0	0.00%
Rehab Public Housing	Public housing		2016	2020	Public Facility or infrastructure activities for Low-Mod Housing	Households assisted	0	0	0.00%	51	0	0.00%
First-time Homebuyer Program	Affordable Housing		2016	2020	Homeowner housing added	Household housing unit	0	0	0.00%	3	0	0.00%
BROOKLINE												
New Rental Housing	Affordable Housing	HOME: \$761,253.00	2014	2017	Rental units constructed	Household housing unit	0	0	0.00%	35	0	0.00%
Preservation of Rental Housing	Affordable Housing	HOME: \$140,662.40	2016	2020	Rental units rehabilitated	Household housing unit	0	0	0.00%	100	19	19.00%
Inclusionary Units – rental	Affordable Housing		2016	2020	Rental units constructed	Household housing unit	0	0	0.00%	6	0	0.00%
Inclusionary Units – homeowner	Affordable Housing		2016	2020	Homeowner housing added	Household housing unit	0	0	0.00%	6	0	0.00%
CONCORD												
Rental Housing – rehabilitation	Public Housing		2014	2015	Rental units rehabilitated	Household housing unit	0	0	0.00%	4	1	25.00%

Name of Goal	Category of Goal	Funds Expended in FY20	Start Fiscal Year	End Fiscal Year	Goal Outcome Indicator (GOI)	GOI Unit of Measure	Outcome Expected FY20	Actual Outcome FY20	Percent Complete	Expected Outcome FY16-20	Actual Outcome FY16-20	Percent Complete
Rental Housing - creation	Public Housing		2016	2020	Rental units constructed	Household housing unit	0	0	0.00%	4	4	100.00%
FRAMINGHAM												
Housing Development	Affordable Housing; Public Housing		2016	2020	Rental units constructed	Household housing unit	20	0	00.00%	25	5	20.00%
Public Housing Improvements	Affordable Housing; Public Housing	HOME: \$151,581.08	2016	2020	Rental units rehabilitated	Household housing unit	0	0	00.00%	51	0	00.00%
Tenant-Based Assistance	Affordable Housing	HOME: \$41,069.55	2016	2020	Rental units rehabilitated	Household housing unit	0	13	130.00%	4	14	350.00%
					Tenant-based rental assistance/Rapid Rehousing	Households Assisted	40	51	127.50%	4	79	1,975.00%
LEXINGTON												
Rental Housing	Affordable Housing		2016	2020	Rental units constructed	Household housing unit	5	0	00.00%	1	1	100.00%
NATICK												
Rental Assistance	Affordable Housing		2016	2020	Rental units rehabilitated	Household housing unit	0	0	100.00%	6	6	100.00%
					Tenant-based rental assistance/rapid rehousing	Households assisted	4	0	0.00%	40	0	0.00%
NEEDHAM												
Rental Development	Affordable Housing		2018	2020	Rental units constructed	Household housing unit	0	0	0.00%	25	0	0.00%
Rental Development – Public Housing	Public Housing		2017	2020	Rental units constructed	Household housing unit	0	0	0.00%	100	0	0.00%
SUDBURY												
Affordable Housing	Affordable Housing	HOME: \$160,383.0	2016	2020	Rental units constructed	Household housing unit	2	0	0.00%	1	0	0.00%

Name of Goal	Category of Goal	Funds Expended in FY20	Start Fiscal Year	End Fiscal Year	Goal Outcome Indicator (GOI)	GOI Unit of Measure	Outcome Expected FY20	Actual Outcome FY20	Percent Complete	Expected Outcome FY16-20	Actual Outcome FY16-20	Percent Complete
WALTHAM												
TBRA/SD Program	Affordable Housing	HOME: \$419,684.50	2016	2020	Tenant-based rental assistance/rapid rehousing	Households assisted	75	33	44.00%	60	110	183.33%
Public Housing Rehab	Affordable Housing/Non-homeless special	HOME: \$44,321.89	2016	2020	Rental units rehabilitated	Household housing unit	0	6	600.00%	24	31	129.17%
WATERTOWN												
Create Additional Affordable Housing	Affordable Housing		2016	2020	Rental units constructed	Household housing unit	0	0	0.00%	5	0	0.00%
Create Additional Affordable Housing with a Minimum of 3 Bedrooms, Suitable for Families	Affordable Housing		2016	2020	Rental units constructed	Household housing unit	0	0	0.00%	5	0	0.00%
Create Affordable Housing Suitable for Elderly	Non-homeless special needs		2016	2020	Rental units constructed	Household housing unit	0	0	0.00%	5	0	0.00%
Create Affordable Housing Suitable for those with Disabilities	Non-homeless special needs		2016	2020	Rental units constructed	Household housing unit	0	0	0.00%	5	0	0.00%
WAYLAND												
Rental Housing	Affordable Housing	HOME: \$4,216.00	2015	2018	Rental units constructed	Household housing unit	0	0	0.00%	47	0	0.00%

Table 1 - Accomplishments – Program Year & Strategic Plan to Date

Assess how the jurisdiction's use of funds, particularly CDBG, addresses the priorities and specific objectives identified in the plan, giving special attention to the highest priority activities identified.

In FY20 (FFY19), Newton and the HOME Consortium utilized CDBG, HOME and ESG funds to address the priorities identified in the FY16-FY20 Consolidated Plan and FY20 Annual Action Plan.

Relative to the production of new affordable housing, the Curve Street/Myrtle Village project was completed during FY19 (FFY18). However, the project was completed in IDIS at the very beginning of FY20 (FFY19). The project's seven units of affordable housing are fully occupied. Similarly, acquisition and rehabilitation of two affordable rental units at the 83 – 85 West Street was completed during FY19 (FFY18). However, the project was closed-out in IDIS in FY20 (FFY19) after the affirmative marketing materials were finalized in conjunction with the Massachusetts Department of Housing and Community Development. Construction was completed at 236 Auburn Street in FY20 (FFY19) and the project is now fully occupied. The project was closed-out in IDIS in FY21 (FFY20) and these eight units of affordable housing will appear in the FY21 (FFY20) CAPER. Newton's First Time Homebuyer Assistance program did not serve any households in FY20, as no new affordable ownership units were completed in this fiscal year, nor were there any resales of existing affordable ownership units.

Homeless prevention, rapid re-housing, street outreach, and shelter services were provided to 775 persons that were currently homeless or at-risk of homelessness through the ESG program.

Newton also maintains its existing affordable housing stock and increases the number of lead safe properties through the CDBG housing rehabilitation program. In FY20, the City rehabilitated an eight-bedroom affordable group home for individuals with intellectual disabilities and is actively working on four other homeowner units by addressing code violations and repairs. The global pandemic of COVID-19 temporarily hindered progress on these projects in FY20.

Affirmatively furthering fair housing is underscored in all of the Housing and Community Development Division's programs. Staff works with the Newton Fair Housing Committee to host educational events and disseminate information on fair housing. In FY20 the Newton Fair Housing Committee met with developers throughout the year on several 40B projects. The Fair Housing Committee created a tool that they use to educate developers to go beyond the regulations and further the City's fair housing goals in the Analysis of Impediments to Fair Housing, Consolidated Plan, HOME Consortium Regional Fair Housing Plan and The Newton Comprehensive Plan. The tool focuses on affordability, accessibility, visitability, and housing, employment, transportation proximity. The Newton Fair Housing Committee has also researched and reviewed local lottery agents for several affordable housing lotteries to ensure the agents are offering equal housing opportunities regardless of race, color, national origin, religion, sex, familial status, or disability.

Over the latter half of FY20, the Division staff began work on the next 5-year iteration of the Analysis of Impediments to Fair Housing Choice (AI). The Planning Department hired Barrett Planning Group and JM Goldson LLC Consulting to assist in the preparation of the FY21 – 25 AI on behalf of the WestMetro HOME Consortium. The AI will be an assessment of state and local government’s bylaws, ordinances, statutes, and administrative policies and local conditions that affect the location, availability, and accessibility of housing throughout the consortium.

Human service projects assisted 2,759 persons in FY20. These projects provided support to families, children, youth, elderly individuals and persons with disabilities.

During the FY20 program year, the City completed planning efforts for the Newtonville Transportation Improvement project. This project includes the installation of bus shelters at two existing bus stops, including Washington/Craft Street (Westbound) and Watertown/Walnut Street (Southbound). The installation will enhance transportation amenities for residents in the surrounding Newtonville neighborhoods. This project is expected to be complete in FY21 (FFY20).

In addition, the City completed the construction of a wheelchair-accessible, single-use, unisex toilet room on the first floor of Newton City Hall and the installation of four sets of Rectangular Rapid Flashing Beacons (RRFB’s) throughout the City. Not only did these projects remove architectural and material barriers, but they improved accessibility and mobility for persons with disabilities. Finally, in FY21, the City will complete the installation of three accessible pathways in the City’s neighborhood parks.

There were 21 HOME-assisted rental units completed in FY20 throughout the WestMetro HOME Consortium, these include:

- Framingham: Tribune Apartments; 2 HOME-assisted units
- Framingham: Hollis Street; 11 HOME-assisted units
- Waltham: 37 Banks Street; 6 HOME-assisted units
- Newton: Myrtle Village; 2 HOME-assisted units

Security deposits and Tenant Based Rental Assistance was provided to a total of 84 families through the Tenant Based Rental Assistance (TBRA) programs in individual communities. These included 51 families in Framingham and 33 families in Waltham.

CR-10 - Racial and Ethnic composition of families assisted

Describe the families assisted (including the racial and ethnic status of families assisted).

91.520(a)

	CDBG	HOME	ESG
White	7,360	85	463
Black or African American	448	16	152
Asian	1,148	0	28
American Indian or American Native	15	0	8
Native Hawaiian or Other Pacific Islander	1	0	5
Total	8,972	105	656
Other	492	4	92
Hispanic	586	45	97
Not Hispanic	8,878	60	644

Table 2- Table of assistance to racial and ethnic population by source of funds

Narrative

In FY20, The City's CDBG program assisted a total of 9,464 persons through the provision of public services, an architectural access project, and housing rehabilitation. The human service program served 2,759 persons; of these persons 2,176 identified themselves as White, 227 identified themselves as Black or African American, 189 identified as Asian, eight identified themselves as American Indian or American Native, and 159 persons identified themselves as multi-racial. A total of 218 of these persons were identified as Hispanic and 2,541 persons identified themselves as Non-Hispanic. Architectural access improvements helped 6,697 people with disabilities city-wide, 5,181 of these persons identified themselves as White, 218 identified themselves as Black, 957 identified as Asian, seven identified as American Indian or American Native, one identified themselves as Native Hawaiian or Pacific Islander and 333 identified themselves as multi-racial. A total of 368 of these persons were identified Hispanic and 6,329 persons identified themselves as Non-Hispanic.

One White, Non-Hispanic owner was assisted through the CDBG housing rehabilitation program. The two rental units that were rehabilitated at 83-85 West Street are occupied by a White Non-Hispanic household and a Asian Non-Hispanic Household. The five CDBG-funded units constructed as part of the Myrtle Village project are occupied by one White households, three Black households, and one Asian household. All of these households defined themselves as Non-Hispanic.

The HOME program assisted 105 households in FY20. A total of 85 HOME-assisted households identified themselves as White, 16 households identified themselves as Black or African American and four households identified themselves as other. Forty-five households identified themselves as Hispanic and 60 households identified themselves as Non-Hispanic.

The ESG program assisted 748 persons. A total of 463 of these individuals identified as White, 152 individuals identified themselves as Black or African American, 28 identified themselves as Asian, eight identified as American Indian/Alaskan Native, five identified as Native Hawaiian or other Pacific

Islander, and 16 identified themselves as multi-racial. There were 10 individuals that did not provide racial information and this data was not collected for 66 individuals. A total of 97 individuals identified themselves as Hispanic, 644 individuals identified themselves as Non-Hispanic, and seven individuals chose not to provide this information.

CR-15 - Resources and Investments 91.520(a)

Identify the resources made available

Source of Funds	Source	Resources Made Available	Amount Expended During Program Year
CDBG	Public - federal	\$3,464,961.21	\$1,208,601.68
HOME	Public - federal	\$5,838,712.06	\$2,916,148.40
ESG	Public - federal	\$187,959.13	\$168,269.74

Table 2 - Resources Made Available

Narrative

The resources made available for CDBG, HOME and ESG include the FY20 (FFY20) annual allocation, program income, and prior year resources. Adjustments were made in IDIS to the Resources Made Available Table to reflect the receipt of CDBG and HOME program income, the accurate amount of ESG prior year resources, as well as the correct expenditure of CDBG, HOME and ESG funds in FY20 (FFY19).

Identify the geographic distribution and location of investments

Target Area	Planned Percentage of Allocation	Actual Percentage of Allocation	Narrative Description
N/A	0.00%	0.00%	See below

Table 3 – Identify the geographic distribution and location of investments

Narrative

As the Community Development Block Grant (CDBG) is intended to predominantly serve low- to moderate-income residents, CDBG funding is allocated to projects that are either within CDBG eligible areas or directly impact low-to-moderate income beneficiaries. The City of Newton has identified four “target neighborhoods” within which to allocate CDBG funding on an area basis: West Newton, Newtonville, Nonantum and Newton Corner. This designation is based on the geographic boundaries of the eligible census block groups that met or surpassed the required Low Moderate Income threshold as determined by HUD Low and Moderate Income Summary Data, computed from three year American Community Survey (ACS) data. Traditionally, block groups must be comprised of at least 51% of low- and moderate-income residents for a neighborhood to be eligible for area-benefit activities. This threshold, however, is reduced for Newton because it contains only two block groups that meet that standard. HUD classifies Newton as an exception community, meaning that block groups are considered eligible for expenditures if comprised of greater than or equal to 30.68% low- and moderate-income residents.

There were no FY20 CDBG funds allocated to priority “target neighborhood” improvements. The reallocation of these funds enabled the City to increase its financial investment in housing rehabilitation and development to better address the need for safe, decent, and affordable housing. A total of \$2,390 in prior year funds were expended on public facility and pedestrian improvements in FY20.

Leveraging

Explain how federal funds leveraged additional resources (private, state and local funds), including a description of how matching requirements were satisfied, as well as how any publicly owned land or property located within the jurisdiction that were used to address the needs identified in the plan.

The City uses CDBG, ESG, and HOME funds to leverage additional resources as a way to expand the impact and increase the number of beneficiaries for each program.

In FY20, the public service (human service) projects leveraged approximately \$2,948,947 from private foundations and entities, organizational fundraising, state agencies, the City, and program fees. Private foundations and entities included: Perpetual Benevolent Fund, Horace Cousens Industrial Fund Endowment, The Foundation for Racial, Ethnic and Religious Harmony, The Family Foundation, Rebecca Pomroy Foundation, Lawrence J. and Anne Rubenstein Charitable Foundation, Rotary Club of Newton, Eastern Bank, Blue Cross Blue Shield, Tufts Health Plan, Harvard Pilgrim, and United Way. The Massachusetts Department of Children and Families, Department of Developmental Services, Department of Early Education and Care, Department of Public Health/Office of Victim Assistance, and Department of Justice/Office on Violence Against Women also contributed leveraged funds to several public service projects.

During FY20 program year, the ESG program leveraged \$1,325,046.40. Of the leveraged funds, approximately ninety percent (\$1,192,504) were from the state government, seven percent (\$95,418.86) were from private funds, and another three percent (\$37,123.54) were from other resources. Additional detail on the matching funds for the ESG program can be found in Table 19.

The HOME program's match requirement for FY20 was \$278,704.90. The HOME Communities provided a match contribution in the form of cash, foregone taxes, fees or charges. The Consortium's FY20 total match amount is \$86,555,486.49. The excess match will be carried over to FY21. Additional detail on the matching funds for the HOME program can be found in Table 4 and Table 5.

In terms of publicly owned land, the City of Newton is actively working on the creation of nine units of permanent supportive housing for chronically homeless adults with disabilities. 2Life Communities, formerly Jewish Community Housing for the Elderly (JCHE) and owner of the Golda Meir House at 160 Stanton Avenue, was selected as the developer of the site and entered into a Ground Lease with the City for the property. This new community will create 68 new units for low-income seniors through the construction of two additions to the existing Golda Meir House (which currently includes 197 units of affordable senior housing). The Golda Meir House Expansion Project will include 57 one-bedroom apartments and 11 two-bedroom apartments. Of the 68 new units, 20 will be set at 30% AMI and 25 will be set at 50% AMI. All 45 of these units will have project-based vouchers, which allow 2Life to dedicate these units to extremely low and very low-income seniors. The Section 8 vouchers associated with the 30% AMI units will serve nine non-age restricted, one-bedroom units for chronically homeless individuals with disabilities.

The provision of special, supportive services for these nine individuals will be offered in partnership with HEARTH, Inc., a nonprofit organization dedicated to the elimination of homelessness among the elderly. Though not selected for low-income housing tax credits during the 2019 state-funding round, 2Life Communities was awarded 4% LIHTC in the mini-round in the first half of FY20. The project has also been awarded \$255,143 in FY21 Newton HOME funds to fill its funding gap. Construction is anticipated to begin in the first half of FY21.

Fiscal Year Summary – HOME Match	
1. Excess match from prior Federal fiscal year	\$54,914,637.92
2. Match contributed during current Federal fiscal year	\$31,919,553.47
3. Total match available for current Federal fiscal year (Line 1 plus Line 2)	\$86,834,191.39
4. Match liability for current Federal fiscal year	\$278,704.90
5. Excess match carried over to next Federal fiscal year (Line 3 minus Line 4)	\$86,555,486.49

Table 4 – Fiscal Year Summary - HOME Match Report

Match Contribution for the Federal Fiscal Year								
Project No. or Other ID	Date of Contribution	Cash (non-Federal sources)	Foregone Taxes, Fees, Charges	Appraised Land/Real Property	Required Infrastructure	Site Preparation, Construction Materials, Donated labor	Bond Financing	Total Match
(3450) Ashby Place, Bedford	04/20/2020	\$16,921.88						\$16,921.88
(3450) Ashby Place, Bedford	09/30/19	\$1,280.00						\$1,280.00
(2104) Belmont Waverley Woods	1/1/2020		\$45,389.00					\$45,389.00
(1590) Belmont B Street (17)	1/1/2020		\$6,239.00					\$6,239.00
(1590) Belmont: B Street (26)	1/1/2020		\$1,810.00					\$1,810.00
(1590) Belmont B Street (28)	1/1/2020		\$2,490.00					\$2,490.00
(3517) Brookline: 370 Harvard Street 2Life	6/1/2019	\$18,694,363.00					\$10,298,970.00	\$28,993,333.00
(3448) Hollis Street	8/26/2019		\$40,442.00					\$40,442.32

Match Contribution for the Federal Fiscal Year								
Project No. or Other ID	Date of Contribution	Cash (non-Federal sources)	Foregone Taxes, Fees, Charges	Appraised Land/Real Property	Required Infrastructure	Site Preparation, Construction Materials, Donated labor	Bond Financing	Total Match
(3306) Tribune Apartments	12/5/2019		\$27,995.00					\$27,994.75
(3306) Tribune Apartments	6/23/2020		\$9,901.00					\$9,900.52
(3584) Pine Grove, Lexington	4/15/2020	\$307,266.00						\$307,266.00
(3573) Coolidge II, Sudbury	4/29/2020	\$50,000.00						\$ 50,000.00
(3573) Coolidge II, Sudbury	9/13/2019	\$242,771.00						\$242,771.00
(3573) Coolidge II, Sudbury	10/2/2019	\$131,673.00						\$131,673.00
(3573) Coolidge II, Sudbury	10/25/2019	\$482,694.00						\$482,694.00
Waltham Various TBRA	6/30/2020	\$1,560,629.00						\$1,560,629.00
TOTAL		\$21,487,597.88	\$134,265.59				\$10,298,970.00	\$31,919,553.47

Table 5 – Match Contribution for the Federal Fiscal Year

HOME Program Income Report

Program Income – Enter the program amounts for the reporting period				
Balance on hand at begin-ning of reporting period \$	Amount received during reporting period \$	Total amount expended during reporting period \$	Amount expended for TBRA \$	Balance on hand at end of reporting period \$
\$948,332.05	\$432,017.71	\$1,170,689.69	\$213,415.05	\$209,660.07

Table 6 – Program Income

HOME MBE/WBE report

Minority Business Enterprises and Women Business Enterprises – Indicate the number and dollar value of contracts for HOME projects completed during the reporting period						
	Total	Minority Business Enterprises				White Non-Hispanic
		Alaskan Native or American Indian	Asian or Pacific Islander	Black Non-Hispanic	Hispanic	
Contracts						
Dollar Amount	\$1,764,564.84	\$0	\$0	\$0	\$0	\$1,764,564.84
Number	2	0	0	0	0	2
Sub-Contracts						
Number	19	0	0	0	0	19
Dollar Amount	\$8,326,877.36	\$0	\$0	\$0	\$0	\$8,326,877.36
	Total	Women Business Enterprises		Male		
Contracts						
Dollar Amount	\$3,208,160.00	\$0		\$3,208,160.00		
Number	2	0		2		
Sub-Contracts						
Number	19	0		19		
Dollar Amount	\$8,326,877.36	\$0		\$8,326,877.36		

Table 7 – Minority Business and Women Business Enterprises

**Two contracts are the Brookline Housing Authority (quasi public corporation comprised of a board) and 2Life Communities (nonprofit corporation with a governance board)*

Minority Owners of Rental Property – Indicate the number of HOME assisted rental property owners and the total amount of HOME funds in these rental properties assisted						
	Total	Minority Property Owners				White Non-Hispanic
		Alaskan Native or American Indian	Asian or Pacific Islander	Black Non-Hispanic	Hispanic	
Number	2	0	0	0	0	0
Dollar Amount	\$1,090,779	0	0	0	0	\$0

Table 8 – Minority Owners of Rental Property

**Two property owners are the Brookline Housing Authority (quasi public corporation comprised of a board) and 2Life Communities (nonprofit corporation with a governance board)*

Relocation and Real Property Acquisition – Indicate the number of persons displaced, the cost of relocation payments, the number of parcels acquired, and the cost of acquisition						
Parcels Acquired		0		\$0		
Businesses Displaced		0		\$0		
Nonprofit Organizations Displaced		0		\$0		
Households Temporarily Relocated, not Displaced		0		\$0		
Households Displaced	Total	Minority Property Enterprises				White Non-Hispanic
		Alaskan Native or American Indian	Asian or Pacific Islander	Black Non-Hispanic	Hispanic	
Number	0	0	0	0	0	0
Cost	0	0	0	0	0	0

Table 9 – Relocation and Real Property Acquisition

CR-20 - Affordable Housing 91.520(b)

Evaluation of the jurisdiction's progress in providing affordable housing, including the number and types of families served, the number of extremely low-income, low-income, moderate-income, and middle-income persons served.

	One-Year Goal	Actual
Number of Homeless households to be provided affordable housing units	46	2
Number of Non-Homeless households to be provided affordable housing units	140	107
Number of Special-Needs households to be provided affordable housing units	28	4
Total	214	113

Table 10 – Number of Households

	One-Year Goal	Actual
Number of households supported through Rental Assistance	125	84
Number of households supported through The Production of New Units	61	7
Number of households supported through Rehab of Existing Units	22	22
Number of households supported through Acquisition of Existing Units	0	0
Total	208	113

Table 11 – Number of Households Supported

Discuss the difference between goals and outcomes and problems encountered in meeting these goals.

Newton and Consortium staff cite the following reasons for the differences between the goals identified in the FY20 Annual Action Plan for the number and type of households to be provided housing assistance and the actual outcomes that were achieved in FY20.

In Newton, construction at 236 Auburn Street was delayed as a result of challenges in obtaining the building permit, which was not released until the Winter of 2019. As a result, the approval of affirmative marketing materials by MA DHCD for inclusion on the State’s SHI was delayed and the release of the project’s occupancy permit took longer than anticipated. This did not permit the project to be closed-out in IDIS until FY21. The COVID-19 Pandemic also slowed the development

of a prospective group home project, which now may occur in FY21. The Newton Housing Authority (NHA) is in the process of developing 55 one-bedroom units for elders with funding anticipated from the Low Income Housing Tax Credit (LIHTC) program, Newton Community Preservation Act funds and CDBG funds. The NHA recently received a comprehensive permit from the Newton Zoning Board of Appeals and will be applying for the required funding in the next funding round at DHCD.

In FY20, the City rehabilitated an eight-bedroom affordable group home for individuals with intellectual disabilities by addressing code violations and repairs and is actively working on four other homeowner units. The COVID-19 global pandemic temporarily hindered progress on these projects in FY20.

HOME Consortium

The Bedford TBRA Security Deposit Assistance program completed assistance for nine households to-date, one of which was assisted in FY20. This household will be reported in the accomplishments of a future CAPER, when the entire activity is closed-out in IDIS. The Town continued to market its TBRA Security Deposit Assistance program in FY20. Bedford has also allocated funding for the rehabilitation of the Ashby Place project owned by the Bedford Housing Authority. This project was started in FY20 and is anticipated to be complete in FY21.

The Belmont Housing Authority and Belmont Housing Trust continue discussions on opportunities to redevelop the Housing Authority's properties to increase the number of dwelling units and to target a broader range of household incomes. The program is more complicated than initially contemplated. The Housing Trust completed the Housing Production Plan and began working on the goals included in the Plan. The Trust also secured \$250,000 in Community Preservation Act funds, which will be used for pre-development due diligence work including site surveys, Phase I environmental work, and title searches for the development of new affordable units. Additionally, the COVID-19 pandemic has significantly curtailed the Trust's work and caused the Trust to rethink their goals, such as, providing rental assistance funding instead of constructing new units.

In Brookline, construction of the Harold and Ronald Brown Family house began in July 2019, and it is underway at 85% of progress, with full occupancy expected to occur on September 2020. New 52 one-bedroom and ten two-bedroom apartments will be added to the State's Subsidized Housing Inventory and targeted to individuals or families with a member 62+ years old as part of this friendly 40B project. Implementation of the affirmative marketing and tenant selection plan began on January 2020, with a lottery drawn on May 2020.

Brookline's 2Life project will set aside 11 HOME-assisted units restricted to populations at 60% of AMI or below. HOME funds are drawn at 95% of balance, and the remaining amount is expected to be drawn in August at project completion. Because of the COVID-19 Pandemic, the construction contractor has faced challenges to implement safety protocols in order to protect workers at the job site, which has slightly delayed the project timeline.

The Town continued working with the Brookline Housing Authority on its Preservation Initiative that started with the renovation of 61 Park Street, and the next project will be 90 Longwood Avenue. The 90 Longwood Project is a 99-unit elderly/disabled, high-rise, elevator building that includes 29 parking spaces and grounds located at 90 Longwood Avenue in Brookline. The Brookline Housing Authority manages and operates the property and plans on major renovations as identified in the five-year capital improvement plan. This project encompasses significant rehabilitation to address all repair needs for the long-term and residents' ability to age in place at 90 Longwood. All 98 revenue-producing units will be restricted to residents earning no more than 60% of area median income; three of these units will be floating HOME-assisted units.

Framingham completed two projects in FY20. The scope of the first project included additional rehabilitation work to Tribune Apartments, a 53-unit complex in downtown Framingham for low-income seniors and persons with disabilities. Tribune Apartments Phase II consisted of creating a second HOME-assisted unit as well as making the building more energy efficient. The second project, Hollis Street, entailed ADA updates to a 55 unit single-room occupancy facility owned by South Middlesex Opportunity Council. Eleven of the units are HOME-assisted.

Framingham uses a portion of its HOME funds for a Tenant-Based Rental Assistance program that pays for security deposits and first or last month's rent. The program has assisted 51 low- and moderate-income households in securing stable housing. Assistance for these households ended in FY20.

The Town of Lexington committed FY19 and FY20 HOME funds for the Lexington Housing Authority project at Pine Grove Village. This project includes the rehabilitation of five units, three of which will be HOME-assisted. This project was underway in FY20 and the completion of the project is anticipated for FY21.

In FY20, the Natick Service Council started a Tenant Based Rental Assistance program after two years of preparations with the Town of Natick and City of Newton. However, as the Council was about to invoice the WestMetro HOME Consortium for the first rental assistance payments three things disrupted the program's operations: the unanticipated need for executing a sub-recipient

agreement between the Consortium and the Service Council, the departure of key executive staff from the Service Council, and the onset of the COVID-19 pandemic. However, the Council has recently executed an agreement with the HOME Consortium and hired a new Director and Finance Director. These developments will allow Natick's TBRA to resume operations.

Needham's goals were based on a potential redevelopment or new development project sponsored by the Needham Housing Authority (NHA). The Town worked with the NHA on such a possible project by facilitating off-site retreats and drafting a Request for Proposals for the NHA to bring on a development consultant to provide them with guidance on best locations, configurations and financing for such a project. NHA hired Abacus Architects + Planners and Michael Jacobs to do this work, which resulted in an NHA Facilities Master Plan. This Master Plan included a number of recommendations concerning development options. The NHA then requested CPA funding to move forward on the recommendations and received \$150,000 in Community Preservation Act (CPA) funds at its May 2019 Town Meeting for a Modernization and Redevelopment of Affordable Housing Study. Given staff turnover and other issues, the NHA has put redevelopment plans aside for the short-term to focus on property management, however, the Authority still anticipates embarking on a project in the near future.

The Town of Needham's 25-unit goal was premised on a possible redevelopment of an existing property that could be developed by a WestMetro HOME Consortium CHDO, using HOME funds. For example, several years ago, and again more recently, a property went on the market and prompted interest from Metro West CD. This property was ultimately acquired by another developer who applied to the Massachusetts Housing Partnership (MHP) for a Property Eligibility Letter (PEL) to submit a comprehensive permit application to the Needham Zoning Board of Appeals. The project is well located, close to Needham's Town Center, and is designed to include 16 rental units with eight two-bedroom units and eight one-bedroom units. This development will include four units that are affordable to those earning at or below 80% of Area Median Income, but it will not involve HOME funding. MHP issued the PEL on July 16, 2019, and the ZBA approved the comprehensive permit on July 26, 2019, however, an abutter appealed the decision and the case is now in litigation.

Sudbury has committed HOME funds towards The Coolidge at Sudbury which will provide 56 units, of which two, one-bedroom units will be HOME assisted units. The project was underway in FY20 and completion is anticipated for FY21.

The communities of Bedford, Framingham, Waltham and Wayland utilize HOME funds to run a Tenant Based Rental Assistance program providing households with security deposit assistance. The programs have proven successful in assisting low and moderate-income households in

securing stable housing. During FY20, 24 cases were completed in Waltham and 51 cases were completed in Framingham..

In FY20, Waltham offered TBRA programs that provide ongoing rental assistance. These programs assist in transitioning homeless or households at-risk of homelessness into stable housing. Waltham initiated full TBRA rental assistance for 3 new households during FY20. A total of 2 of the 27 full rental assistance households renewed for a fourth year, 6 for a third year, and 9 for a second year. All full rental assistance households in Waltham are required to apply for public housing. In the event that the wait list for public housing is longer than three years, TBRA clients may have their HOME TBRA subsidies extended subject to the availability of HOME funds. The goal of Waltham's TBRA program is to provide a bridge to transition the HOME-assisted households into public housing.

The Towns of Brookline, Belmont and Newton continue to cite barriers to successfully administering First Time Homebuyer programs. These difficulties are two-fold and include both finding eligible buyers and appropriately priced homes for qualifying homebuyers. Several communities in the Consortium, including Framingham, have halted the first time homebuyer program because of difficulties in finding eligible clients.

Watertown has very limited HOME funds, even including program income, to create HOME-assisted or any affordable units. In recognition of this, Watertown has sought ways other than the use of HOME funds to increase the supply and types of affordable units. The Town has added units through the Inclusionary Zoning requirements in its Zoning Ordinance. In FY20, the Zoning Board of Appeals approved two such projects which, if built, would result in nine new affordable units. The Town is in the process of issuing a Community Preservation Act Plan, which will allow funding proposals to be considered in future fiscal years. The Town Council also has made affordable housing the specific focus of the Human Services Subcommittee. The Subcommittee has endorsed a Watertown Housing Partnership's proposal to use CDBG program income for an emergency rental assistance program for income-eligible renters whose ability to pay has been affected by COVID-19.

Wayland began a TBRA Security Deposit Assistance program in FY20. Two households were assisted in FY20. The Town plans to continue offering the program in FY21.

Discuss how these outcomes will impact future annual action plans.

The HOME Consortium has identified the following additional actions and strategies to effectively implement the goals of the FY16-20 Consolidated Plan.

The Towns of Bedford, Concord, Lexington, Sudbury, and Wayland will collaborate and pool resources as part of the Regional Housing Services Office (RHSO). The RHSO increases the number and visibility of these smaller communities' affordable housing opportunities by assisting them with program administration, proactive monitoring, project development, and resident assistance.

Bedford and Wayland will continue its Tenant Based Rental Assistance Programs and Concord plans to support the Junction Village development with anticipated completion during the FY21-25 Consolidated Plan. Through the use of HOME funds, Lexington's Pine Grove Village renovation, Bedford Ashby Place and The Coolidge at Sudbury development are expected to be completed in FY21. All communities plan to explore additional uses for HOME funds going forward.

The Town of Brookline will continue to process applications for comprehensive permits (40B) despite reaching the safe harbor status, and implement its Inclusionary Zoning Bylaw, which will result in a significant number of new affordable housing units serving households below 50%, 80%, and 100% of AMI, over the next several years. Brookline will continue to work with the Brookline Housing Authority to support the reservation and possible expansion of its federal public housing portfolio through HUD's Rental Assistance Demonstration (RAD) program. This new initiative will take place over the next five years and may require financial and permitting support from the Town.

The Towns of Belmont and Needham will continue to work with their respective housing authorities on development projects. In Belmont this will likely be a redevelopment project on housing authority property. Needham's rental housing development goal for public housing will move forward at some point in the future, albeit at a lower unit level.

Framingham will continue collaborating with nonprofit developers in order to create more affordable units in the community. The Town's most successful housing projects have been with nonprofit developers, such as Framingham Housing Authority, Preservation of Affordable Housing, and South Middlesex Opportunity Council. The City aims to build upon this pattern of success.

Natick will continue to focus HOME funds on Tenant Based Rental Assistance now that the Natick Service Council has executed a sub-recipient agreement with the WestMetro HOME Consortium and has a new executive leadership team in place so that it can resume operation of its TBRA program.

These outcomes may shape future annual action plans by influencing Newton to be more

conservative in estimating outcomes. The paucity of CHDOs in the area, the long and complicated development approval process in the City, and the affects of COVID-19, will play a factor in limiting the opportunities for development in the City.

Waltham has transitioned four TBRA assisted household into public housing and has begun to see an increase of households transitioning into public housing. Public Housing Authority's recent integration into the States CHAMP system for state assisted public housing has increased the wait period for public housing in Waltham to 3-4 years. The City's recent inclusionary zoning policy amendment increased affordable units from 10 percent of special permit projects to 15 percent. These additional affordable units will assist households at 50% of AMI and offer another option to TBRA households.

With the potential of combining CPA funding with HOME and other funding sources, Watertown may be able to create new affordable units in future fiscal years without relying exclusively on Inclusionary Zoning units.

Include the number of extremely low-income, low-income, and moderate-income persons served by each activity where information on income by family size is required to determine the eligibility of the activity.

Number of Persons Served	CDBG Actual	HOME Actual
Extremely Low-income	1	59
Low-income	4	28
Moderate-income	3	18
Total	8	105

Table 12 – Number of Persons Served

Narrative

Newton’s CDBG-funded housing rehabilitation program assisted one extremely low-income household (earning 0-30% of the AMI) homeowner households in FY20. The rental rehabilitation project, 83-85 West Street, assisted two low-income households, earning 30-50% of the the AMI. Myrtle Village’s units assisted two low-income and three moderate-income households.

There were 105 households assisted through the HOME program in FY20. Framingham’s Tribune Apartments yielded two HOME-assisted units for low-income seniors and persons with disabilities. Both of these units were rented to low-income households. The eleven HOME-assisted units that were rehabilitated as part of Framingham’s Hollis Street project, were rented to low-income households. Framingham’s security deposit program helped 34 extremely low-income, 13 low-income, and four moderate-income households (earning 50-80% of the AMI). Waltham assisted eight extremely-low income, 11 low-income, and 14 moderate-income households with rental assistance. A total of six HOME-assisted units were rented to extremely low-income households as a result to the rehabilitation work of the Waltham Housing Authority’s 37 Banks Street project. The two HOME-assisted units in Newton’s Myrtle Village project are occupied by one extremely-low income and one low-income household.

CR-25 - Homeless and Other Special Needs 91.220(d, e); 91.320(d, e); 91.520(c)

Evaluate the jurisdiction's progress in meeting its specific objectives for reducing and ending homelessness through:

Reaching out to homeless persons (especially unsheltered persons) and assessing their individual needs

- **Utilize, Evaluate and Adapt the Continuum of Care's Coordinated Entry System**

Following the merger of the Brookline-Newton-Waltham-Watertown (BNWW) Continuum of Care (CoC) with the Balance of State (BoS) CoC in FY17 (FFY16), efforts were quickly undertaken to ensure integration into the BoS CoC Coordinated Entry System. Comprised of over 80 communities, the BoS CoC provided the BNWW CoC with access to the many agencies already established within the CoC. The merger effectively maximized and expanded existing regional resources to better connect at-risk individuals and families with information, referrals, and assistance. Subsequently, BNWW CoC agencies integrated within the BoS CoC Coordinated Entry System by April 1, 2017. On March 16, 2017, training was facilitated at Newton City Hall with CoC agencies and local providers to discuss the BoS CoC Coordinated Entry process, Vulnerability Assessment tool, and referral requirements. Throughout FY20, BNWW CoC agencies attended the monthly BoS CoC planning group meetings to stay abreast on new changes made to the Coordinated Entry process.

The BoS CoC Coordinated Entry System provides a mechanism for housing the most vulnerable persons first, effectively focusing resources on those with the greatest need. Each provider within the CoC is able to conduct a comprehensive assessment of an individual, make the appropriate referral(s) to efficiently connect them with safe housing and/or the appropriate services, design individualized strategies accordingly, and better understand homelessness in the Continuum and across the Commonwealth.

Addressing the emergency shelter and transitional housing needs of homeless persons

- **Carefully evaluate Shelter Services Allocation from the Emergency Solutions Grant**

In FY20, the City utilized ESG funds to assist in operating four shelters within the BNWW region, including an overnight shelter for individual men, women, and survivors of domestic violence. ESG funds also supported the operations of a day shelter, which provided warmth, food, case management, counseling, access to basic needs, and referrals to appropriate service providers. Additionally, the Pine Street Inn, funded through the BoS CoC, ran several projects within the

BNWW region and has an experienced outreach team that engages individuals choosing not to utilize a shelter. This team provided permanent supportive housing services, including referral information, ongoing case management and support, and basic needs such as food, clothing, hygiene products and blankets. Over the course of the FY20 program year, July 1, 2019 - June 30, 2020, \$66,628.35 of FY20 ESG funds were expended for emergency shelter services.

The need for emergency assistance remains present in the CoC. The BoS CoC, in coordination with several agencies from the former BNWW CoC, completed the 2020 Point-in-Time (PIT) Count on January 29, 2020. In addition, the BoS CoC created an electronic self-survey based on HUD's Interview tool. The self-survey was sent to libraries and drop-in centers throughout BoS CoC, with the hope to capture additional information on homeless individuals who may be utilizing those facilities. In summary, a total of 1,918 homeless persons were counted throughout the entire BoS CoC service area. Of those, 1,499 persons were in emergency shelters; 238 homeless persons were in transitional housing programs; and 181 persons were unsheltered.

Of the total PIT Count, 301 homeless persons were counted in the Brookline-Newton-Waltham-Watertown region. Of those, 210 persons were in emergency shelters; 46 homeless persons were in transitional housing programs; and 45 persons were unsheltered.

While considering the current demand for emergency shelter services, the City continues to evaluate the appropriation of ESG funds against the homeless prevention and rapid rehousing components of the ESG program, which are more in-line with the CoC's Ten-Year Plan and HUD goals and objectives. Although there is a clear need and benefit for providing shelter services, the BoS CoC and City of Newton continue to support programs that strive towards permanent housing stabilization.

- **Issue additional tenant based vouchers**

The Tenant-Based Rental Assistance (TBRA) program has traditionally assisted families at or below 60% of the Area Median Income (AMI), with rental vouchers and support services directed toward families experiencing homelessness. Inaugurated in FY15 (FFY14), Newton's TBRA program assisted three income-eligible households who were living in the Commonwealth's overflow emergency shelters. The City worked with Metro Housing|Boston, formerly known as Metropolitan Boston Housing Partnership, to place these households in rental units. The TBRA program, in its current form, concluded in FY19 (FFY18).

Helping low-income individuals and families avoid becoming homeless, especially extremely low-income individuals and families and those who are: likely to become homeless after

being discharged from publicly funded institutions and systems of care (such as health care facilities, mental health facilities, foster care and other youth facilities, and corrections programs and institutions); and, receiving assistance from public or private agencies that address housing, health, social services, employment, education, or youth needs

Creating and preserving permanent affordable housing that integrates supportive services often helps individuals and families with the greatest need. During FY18 (FFY17), the City undertook actions defined in its Housing Strategy to achieve Massachusetts' Chapter 40B "Safe Harbor" status, in which 10% of its housing stock are affordable for low- and moderate-income households, by 2021. This includes substantial progress towards the development of nine units of permanent supportive housing for chronically homeless adults with disabilities. In FY18, the City released a Request for Proposals for the development of an underutilized, municipally-owned site located at 160R Stanton Avenue for this purpose. 2Life Communities, formerly known as Jewish Community Housing for the Elderly, was selected as the developer to expand their existing Golda Meir House at 160 Stanton Avenue, which currently includes 199 units of affordable senior housing with extensive programming and services. In FY20, 2Life Communities secured Low-Income Housing Tax Credits (LIHTC) and will seek Community Preservation Act (CPA) and HOME funds from the City in FY21.

Additionally, the City's ESG program appropriately targets homelessness prevention and rapid rehousing programs to provide vulnerable individuals and families with critical resources to avoid crisis, stabilize their housing, and move them towards permanent housing. ESG subrecipients and CoC providers work closely with the Massachusetts Department of Children and Families (DCF) and the Department of Mental Health (DMH) on discharge policies for youth and clients of DMH. One of Newton's ESG subrecipients, Brookline Community Mental Health Center, develops individualized service and transition plans for Transition to Independent Living Program participants, age 16-22. Youth are routinely discharged to reunify with their families or to move into another housing option if reunification is not possible or if the youth's age permits.

The BoS CoC is also a key partner in fostering relationships with facilities potentially discharging participants to homelessness and establishing a far-wider continuum and network of services. These services range from safety and basic needs at the emergency shelter level to case management and daily living skills at the transitional and supportive housing stage, and finally to sustainable community integration through permanent housing.

Helping homeless persons (especially chronically homeless individuals and families, families with children, veterans and their families, and unaccompanied youth) make the transition to permanent housing and independent living, including shortening the period of time that

individuals and families experience homelessness, facilitating access for homeless individuals and families to affordable housing units, and preventing individuals and families who were recently homeless from becoming homeless again

- ***Development of a Housing Strategy to identify sites for permanent supportive housing***

Following the directive of the United States Interagency Council on Homelessness (USICH) and the CoC's Ten-Year Plan to End Homelessness, the City focused efforts on developing permanent affordable housing integrated with supportive services. The Housing Strategy, completed in 2016, identified potential sites and strategies for the development of permanently affordable housing.

As part of this process, the City selected a 0.39-acre parcel (16,900 square feet) of municipally-owned land, located at 160R Stanton Avenue, to reuse and create permanent supportive housing for chronically homeless adults with disabilities. In FY18, the City issued a Request for Proposals for the development of this underutilized site into permanent supportive housing for chronically homeless adults with disabilities. 2Life Communities, formerly Jewish Community Housing for the Elderly (JCHE) and owner of the Golda Meir House at 160 Stanton Avenue, was selected as the developer of the site and entered into a Ground Lease with the City for the property. This new community will create 68 new units for low-income seniors through the construction of two additions to the existing Golda Meir House (which currently includes 197 units of affordable senior housing). The Golda Meir House Expansion Project will include 57 one-bedroom apartments and 11 two-bedroom apartments. Of the 68 new units, 20 will be set at 30% AMI and 25 will be set at 50% AMI. All 45 of these units will have project-based vouchers, which allow 2Life to dedicate these units to extremely low and very low-income seniors. The Section 8 vouchers associated with the 30% AMI units will serve nine non-age restricted, one-bedroom units for chronically homeless individuals with disabilities.

Prioritization of existing beds for chronically homeless individuals

CoC recipients of federal McKinney-Vento Act competition funds continue to prioritize existing permanent supportive housing beds for chronically homeless individuals upon turnover whenever possible. Participating organizations include: Pine Street Inn, Advocates, and Vinfen. Twelve of these beds are located within Newton.

- ***Utilize Emergency Solutions Grants for Homeless Prevention and Rapid Rehousing***

In FY20, the City utilized ESG funds for homeless prevention and rapid rehousing services within the BNWW region to reduce the number of individuals and families who are evicted from housing

and ensure that those displaced find new housing quickly. These funds not only provided the financial resources to keep at-risk households housed but were also central in providing supportive services to help stabilize the household and ensure successful tenancies in the long term. During FY20 program year, July 1, 2019 - June 30, 2020, \$53,467.12 of FY20 and FY19 ESG funds were expended for homelessness prevention assistance. An additional \$37,598.36 of FY20 and FY19 ESG funds were expended for rapid re-housing assistance.

- ***Utilize existing resources and build relationship with mainstream housing providers***

Throughout FY20, the City partnered with nonprofit and for-profit developers to identify new opportunities for housing development and collaboration.

As noted throughout the Consolidated Annual Performance and Evaluation Report, the City is coordinating with affordable housing developer 2Life Communities, formerly known as Jewish Community Housing for the Elderly, on the development of 160R Stanton Avenue in Newton. 2Life Communities provides housing for nearly 1,500 older people throughout the greater Boston area, the majority of whom are extremely low-income. They are currently advancing efforts to redevelop the underutilized parcel with sixty-eight units, including the creation of nine units of permanent supportive housing for chronically homeless individuals with disabilities. 2Life Communities is also partnering with HEARTH, Inc., a nonprofit organization dedicated to the elimination of homelessness among the elderly, to provide supportive services for the tenants of these nine permanent supportive housing units. Considering the significant need in Newton for affordable housing, such partnerships present a unique opportunity to contribute meaningfully to the City's affordable housing stock.

Additionally, the 236 Auburn Street project resulted in the development of eight units of affordable housing through a unique partnership with Citizens for Affordable Housing in Newton Organization, Inc. (CAN-DO), Metro West Collaborative Development, and the Barry L. Price Rehabilitation Center. The project is near completion and will be officially closed out in FY21. The City has also awarded CDBG funds to Newton Housing Authority's Haywood House project, which will create fifty-five new affordable rental units for seniors. Three of the units will be fully accessible for people with disabilities and four units will be designated for households that have been homeless or are at risk-of homelessness. The project will also include two elevators and a community space for supportive services.

Looking to FY21 and beyond, the City will continue to build upon these efforts and widen its network of housing providers to leverage existing resources.

- ***Create resources and referrals for at risk individuals and families.***

Following the merger of the BNWW CoC with the BoS CoC, efforts were quickly undertaken to ensure integration into the BoS CoC Coordinated Entry System. Comprised of over 80 communities, the BoS CoC provided the BNWW CoC with access to the many agencies already established within the BoS. The merger effectively maximized and expanded existing regional resources to better connect at-risk individuals and families with information, referrals, and assistance.

In FY20, the Massachusetts Department of Housing and Community Development (DHCD), the lead agency for the BoS CoC, conducted a region-wide needs assessment to obtain feedback from providers, direct care workers, and constituents regarding housing needs within the Brookline, Newton, Waltham, Watertown area. The assessment will culminate in a report that will inform future strategies and the allocation of resources for at-risk individuals and families. The BoS CoC hosted the first needs assessment meeting among BNWW CoC providers at the Community Day Center of Waltham on July 31, 2019. The City supported BoS CoC's outreach efforts and hosted the second needs assessment meeting at Newton City Hall on September 11, 2019. The final needs assessment report is expected to be complete by 2021.

CR-30 - Public Housing 91.220(h); 91.320(j)

Actions taken to address the needs of public housing

In accordance with its goal to develop additional affordable housing in the City of Newton, the Newton Housing Authority (NHA) is in the process of developing 55 one-bedroom units for elders with funding anticipated from the Low Income Housing Tax Credit (LIHTC) program, Newton Community Preservation Act funds and CDBG funds. The NHA recently received a comprehensive permit from the Newton Zoning Board of Appeals and will be applying for the required funding in the next funding round at DHCD.

The City works with the NHA through the CDBG Housing Rehabilitation program to address accessibility improvements and emergency repairs. The NHA strives to provide accessibility to as many affordable units as possible.

Many HAs continue to look for creative ways to increase the supply of affordable housing and preserve existing public housing in their communities. Three strategies employed in Consortium communities are described below:

- Reuse of underutilized property.

Renovations at the Lexington and Bedford Housing Authority developments will be ongoing in FY21. The Lexington Pine Grove Village project will renovate Lexington Housing Authority units as part of preserving a property with expiring use restrictions. The Ashby Place project includes renovation of the community building and the roof replacement for two residential buildings at this Bedford Housing Authority owned property, which houses 80 residents.

The Belmont Housing Authority and Belmont Housing Trust continue discussions on opportunities to redevelop the HA's properties to increase the number of dwelling units and to offer the units to a broader range of household incomes. This project is more complicated than originally anticipated. The Town of Needham also continues to work with the Needham Housing Authority in its efforts to explore the feasibility of new development or redevelopment opportunities on NHA properties. It is hoped that such a project would not only expand the supply of publicly-assisted units, but also offer housing units with substantial upgrades related to appearance, construction standards, energy-efficiencies, and amenities.

- Leverage HOME funds with other resources.

Many communities support Housing Authority projects by leveraging HOME funds with state,

Community Preservation Act, and other town funds.

The Town of Needham approved \$150,000 in CPA funding for a Modernization and Redevelopment of Affordable Housing Study to hire a consultant to develop the architectural, engineering, survey, financial modeling, legal and related documents for the Needham Housing Authority to obtain the necessary funding for a major modernization project. The Town continued to provide support for these NHA efforts, including technical input into a Request for Proposals (RFP). The RFP was to select a development consultant to prepare an application for federal Rental Assistance Demonstration (RAD) Program funding to modernize 76 units in its Seabeds Way and Captain Robert Cook developments. HOME Program funding is expected to be helpful in financing this work although this effort has been put on hold for the short-term given staff turnover and other pending issues that need to be resolved before the NHA embarks on a redevelopment project.

The City of Waltham committed \$350,000 in CDBG funding to the Waltham Housing Authority to fund the reconstruction of the roadways and sidewalks at Waltham Housing Authority's Chesterbrook Family housing as part of a larger DHCD project. This project, which is currently in the bidding stage will provide major ADA improvements to the site with completion in fall of 2020. The Waltham Housing Authority received \$1,754,405 in 2019 Community Preservation funds for roof replacements at Grove Street elderly housing and Prospect Terrace family housing.

The Watertown Housing Authority (WHA) expected to complete a modernization project focused on parking lot and pathway improvements at 55 Waverley Avenue by mid-2020. However, the bidding was delayed until Spring of 2020 because of the need for additional stormwater retention, and then further delayed when DHCD halted all modernization projects due to COVID-19. The WHA now expects to expend \$777,000 on this project and reach substantial completion by the end of FY21. Eight units at 62A-64D Robert Ford Road, owned by the Watertown Housing Authority were damaged by fire in January 2020 and are now being reconstructed with insurance proceeds. The project is expected to be completed by the end of 2020.

- Utilize CDBG Funds to support public housing.

Entitlement communities in the Consortium also utilize CDBG funds to support rehabilitation and capital improvement projects. In FY19, Brookline committed \$79,921 in CDBG funds to assist the Brookline Housing Authority with capital improvements. Newton CDBG Housing Rehabilitation program funds are available to the Newton Housing Authority for accessibility improvements and emergency maintenance. In FY20, the Waltham Housing Authority completed a recreational spray park at Dana Court family housing utilizing \$162,000 in CDBG grant funds and \$336,783 in

Community Preservation funds. An additional \$15,000 in CDBG funding was allocated for the computer learning centers at three family public housing locations.

Framingham works to increase the supply of affordable housing and preserve existing public housing in the community by leveraging HOME funds against other resources, utilizing CDBG funds and reusing underutilized property. The recently completed Tribune Apartments and Hollis projects are evidence of the City's successful and strong partnership with the Framingham Housing Authority (FHA). These projects range from ADA compliance upgrades to property acquisition and comprehensive rehabilitation of neighborhood properties. The City and the Housing Authority have made significant progress on their mutual goal of renovating new and older properties within the FHA portfolio to eliminate neighborhood blight.

Actions taken to encourage public housing residents to become more involved in management and participate in homeownership

Currently the Newton Housing Authority (NHA) does not have any homeownership programs. The NHA Board of Commissioners is comprised of five individuals, one of which is a tenant of the Authority. The NHA also has a Resident Advisory Board for federal housing programs.

The Bedford Housing Authority will continue its social service program to connect families to the resources necessary to stabilize their living situation and improve their quality of life. The program will provide financial literacy education, skill training, career coaching, and other support services to a maximum of 15 low-income households currently residing in Bedford Housing Authority units.

The Belmont Housing Authority (BHA) holds monthly meetings rotating between their four developments to facilitate residents' participation. Residents are encouraged to provide input in various projects undertaken by the BHA.

Framingham's Community Development Department (CD) sponsors programs that offer financial, computer and written literacy; job search/training; GED preparation; English as a Second Language classes and other opportunities that support self-sufficiency. All of these programs are open to all community residents, including individuals living on housing authority properties. The Framingham Housing Authority also has a self-sufficiency program, which enables residents to save funds for a deposit on a home.

The Needham Housing Authority (NHA) works in strong partnership with its tenant organization at the Linden and Chambers elderly development. An NHA representative participates in meetings to address issues and concerns and to encourage residents to stay active and engaged

in their community. The NHA has also established a Policy Review Committee to provide the executive staff with resident recommendations as the board seeks to update policies. The NHA is encouraging the establishment of additional tenant organizations, and recently updated its resident handbook to provide useful information to all tenants. The NHA has also recently established new grievance procedures that offer opportunities for tenants to share their concerns and obtain appropriate responses from the staff and Board.

In January 2020, Needham's Department of Health and Human Services completed an assessment of NHA residents' challenges, resources, and opportunities to better understand the needs of tenants and increase their access to a range of Town services. This effort will continue to inform community planning to ultimately improve NHA residents' quality of life.

In Waltham, residents may participate in the management and operations of the Waltham Housing Authority (WHA). The WHA is required to have one of its residents sit on its Board of Governors. That person has one of five votes to determine policy and procedures for the WHA and represents residents' interests in the decision-making process. Additionally, the WHA maintains a Resident Advisory Board, comprised of federal Public Housing residents and Section 8 participants. This Board meets twice a year to discuss proposed capital improvement projects and the application of federal funds. At these meetings, the residents have an opportunity to make proposals regarding the use of funds for the needs of the residents. Finally, the Board of Governors provides an opportunity for residents to address the board at monthly meetings.

The Watertown Housing Authority participated in the Massachusetts Learning, Employment and Asset (MassLEAP) program until it ended in August 2019. The WHA responded to a NOFA for a similar program earlier this year and hopes to participate in FY21.

The Wayland Housing Authority participates in the federal Family Self-Sufficiency (FSS) program. The FSS program encourages communities to develop local strategies to help Section 8 and public housing residents. Equally important, the FSS program provides support services and information to Section 8 voucher families to help them obtain employment that will lead to economic independence and self-sufficiency.

Actions taken to provide assistance to troubled PHAs

N/A

CR-35 - Other Actions 91.220(j)-(k); 91.320(i)-(j)

Actions taken to remove or ameliorate the negative effects of public policies that serve as barriers to affordable housing such as land use controls, tax policies affecting land, zoning ordinances, building codes, fees and charges, growth limitations, and policies affecting the return on residential investment. 91.220 (j); 91.320 (i)

In FY20, Newton continued its Zoning Redesign. Zoning Redesign is the City of Newton's project to rewrite and redesign its Zoning Ordinance to create an easily understood, context-based ordinance that reflects current best practices, is forward thinking, but still preserves what is best about Newton.

The Zoning Ordinance is the major determinant of the locations, types and amount of housing that is permitted in the City. The Zoning Redesign process explored how this regulatory tool could better support the creation and preservation of affordable housing and the provision of Fair Housing throughout the City. In FY20, the City reasserted its primary goals:

1. Housing: A zoning code more responsive to a demand for housing that serves a range of incomes; promote sustainable community development patterns
2. Sustainability: Environmental stewardship, fiscal strength and meeting community needs
3. Context: Preserve and protect what we like in our neighborhoods; Encourage new development to fit in the context of our neighborhoods and villages

The Planning Department has extended its timeline of receiving public feedback to draft the new ordinance. The Department has begun to present the new draft ordinance language to the City Council in FY20 and will continue to do so throughout FY21.

Over the latter half of FY20, the Planning Department began work on the next 5-year iteration of the Analysis of Impediments to Fair Housing Choice (AI). The Planning Department hired Barrett Planning Group and JM Goldson LLC Consulting to assist in the preparation of the FY21 – 25 AI on behalf of the WestMetro HOME Consortium. The AI will be an assessment of state and local government's bylaws, ordinances, statutes, and administrative policies and local conditions that affect the location, availability, and accessibility of housing.

The AI will include three parts:

- Data Analysis
- Identification of Barriers
- Fair Housing Plan, which will identify steps the City of Newton and the Consortium can take to overcome the identified fair housing barriers

In consultation with the consultants, the City has held a public hearing and focus groups to solicit feedback into the AI. The final draft of the AI will be presented at a public hearing in the fall of FY21.

Newton continues to advance its Housing Strategy completed in 2016, which addresses current and projected housing needs within the City. The report identified critical policy, regulatory and financial approaches to help the City become more efficient and effective in addressing these needs. An update to the City's Inclusionary Zoning Ordinance was one of ten Priority Actions listed in the Strategy, in addition to the reuse and disposition of municipally-owned land at 160R Stanton Avenue (the Water Tower site) for the development of affordable housing for seniors and residents with disabilities seeking supportive services. After releasing a Request for Proposals (RFP) for the sale of this property in FY18, the City selected 2Life Communities, formerly Jewish Community Housing for Elderly, to expand their existing Golda Meir House which directly abuts the Water Tower site and already includes 199 units of affordable senior housing with extensive programming and services. 2Life Communities proposed the addition of 68 affordable senior housing units, including nine units for chronically homeless individuals. The project received its comprehensive permit in December 2018 and secured its LIHTC Award in FY20. Construction is slated to begin in the latter half of FY21.

Also in FY20, construction was completed and occupancy occurred on the 68-unit rental project at 28 Austin Street. This project, approved through a special permit and subject to the City's Inclusionary Zoning Ordinance, includes 23 permanently affordable, deed-restricted units at or below 80% AMI. Construction continued in FY20 on Washington Place, a 140-unit mixed-income, mixed-use project in Newtonville. This project includes 21 units at and below 80% of AMI, plus 14 middle-income units between 81% and 120% AMI. Occupancy and lease-up began in late FY20 and continue into FY21.

Consortium

In FY20, Bedford, Concord, Lexington and Sudbury continued work on developing zoning and other local development incentives to promote the inclusion of affordable units in new developments. Under existing local zoning incentives, several multi-unit developments, including new affordable units, made progress this year.

Belmont adopted a Housing Production Plan in April 2018 that identifies goals and strategies for producing affordable housing units in town. Belmont worked to increase production of affordable housing through approval of both special permit and comprehensive permit projects. The Planning Board has been drafting a zoning amendment to rezone McLean District Zone 3 to provide 6 affordable homeownership units and 28 affordable rental units. The zoning

amendment will be presented to Town Meeting in September and is expected to be adopted.

The Town of Brookline serves income-qualified renters by working with developers of rental properties obligated to provide units under the Town's inclusionary zoning requirements or through the State's Chapter 40B Comprehensive process. Some Town's Boards and Commissions are engaging residents and constituents through the Municipal Engagement Initiative led by CHAPA in a 2020 Forum to focus on strategies for production and preservation of affordable housing. Boards and Commissions are looking to engage a diverse base of constituents to discuss barriers to affordable housing and how to streamline the housing production system. The Housing Advisory Board and the Planning Board also are examining current inclusionary zoning by-laws to allow for changes that increase production of affordable housing while strengthening regulation for developers.

Framingham's inclusionary zoning bylaw addresses impediments to affordable housing by ensuring a long-term supply of affordable housing, promoting a mix and distribution of affordable housing throughout the community, and helping the community maintain 10% affordability as set forth in M.G.L. Chapter 40B. The City requires that 10% of the units in housing developments with 10 or more units be affordable to households at or below 80% of the median income.

Natick's primary tools for the local production of affordable housing include the State's 40B/Comprehensive Permit Process and 40R zoning district, and the local HOOP zoning district. The Town promotes the expansion of 40R and HOOP districts and in the last fall (October 23, 2018) implemented updated Inclusionary Zoning for Affordable Housing provisions to its zoning by-law. The first permanently affordable dwelling permitted under this by-law change is nearly complete. Another development is seeking Planning Board permission to enlarge an approved subdivision by paying nearly \$1,000,000 to the Natick Affordable Housing Trust for affordable housing preservation and production. Natick is exploring further zoning amendments to encourage the creation of smaller and barrier-free homes.

The Town recently passed new zoning to allow for the creation of Accessory Dwelling Units that, while not eligible for inclusion in the Subsidized Housing Inventory, still support the housing needs of seniors, those with special needs, and/or their caregivers in continuing to remain in their homes and community. The Town also introduced a Small Repair Grant Program to provide grants to help qualifying homeowners make health and safety related improvements, offering another means to keep seniors and/or those with disabilities safe in their home while making necessary improvements.

Limited housing inventory increases the cost of renting and home buying. These effects are

particularly strong in areas with strong job and population growth, which raises the cost of land and increases the entrance cost of younger workers to enter the labor market. Waltham's close proximity to Downtown Boston and Route 128 makes it a desirable commuter location. Waltham works to increase production of affordable housing through approval of both special permit and comprehensive permit projects. The completion of the Edison, formerly known as Cooperstreet, a special permit development of 300 rental units in downtown Waltham, has provided 30 affordable rental units to households at 80% of AMI with a lottery conducted in Spring 2020. In 2019, the Zoning Board of Appeals approved two 40B projects, that when complete will provide over 600 additional units to the subsidized housing inventory and provide housing within the 128 Business district and Central Waltham.

Watertown continues to implement an aggressive tax abatement, deferral, and exemptions program, including for the recently-enacted Community Preservation Act. During the FY20 year, the Council's Human Services Subcommittee has reported to the full Council on numerous ideas to increase affordable housing opportunities in Watertown, including: a tenant-based rental assistance program. While the subcommittee endorsed an emergency program this spring to assist income-eligible renters whose ability to pay has been affected by COVID-19, the subcommittee was looking at such a program before the present crisis. Additionally the subcommittee considered the possibility of amending the zoning ordinance to allow accessory dwelling units in 1-3 family homes if occupants are family members, providing support services for family members, or income-eligible individuals (income is 60% or less of the Area Median Income). Finally the creation of a municipal affordable housing trust to facilitate the combination of funding sources to create new affordable units was also discussed by the subcommittee.

Actions taken to address obstacles to meeting underserved needs. 91.220(k); 91.320(j)

The City met or surpassed expected outcomes in its human services, supportive services, and architectural access goals. Actions and strategies to position the City and the WestMetro HOME Consortium to continue to address these goals as well as the other goals in the FY16-20 Consolidated Plan are identified in CR-20: Affordable Housing and CR-45: CDBG.

During FY20, funding was allocated to various projects designed to provide direct services, remove architectural barriers, improve accessibility and facilitate neighborhood improvements for low-and-moderate income individuals, families and traditionally underserved populations. Efforts included the Newtonville Transportation Improvement project, which will enhance transportation amenities for residents in the surrounding Newtonville neighborhoods through the installation of bus shelters. The City also completed the construction of a wheelchair-accessible, single-use, unisex toilet room on the first floor of Newton City Hall and the installation

of four sets of Rectangular Rapid Flashing Beacons (RRFB's) throughout the City. Not only did these projects remove architectural and material barriers, but they improved accessibility and mobility for persons with disabilities. Ongoing progress was made on the installation of three accessible pathways in the City's neighborhood parks.

Division staff also meets regularly with the Commission on Disability for recommendations concerning proposed CDBG-funded accessibility improvement projects. The commission recommends high priority areas for Audible Pedestrian Signals, curb cuts, public infrastructure and parks that are in need of removal of architectural barriers and accessibility improvements. In the past program year, the commission assisted Division staff by offering recommendations for curb cut and Accessible Pedestrian Signal locations. They also provided insight on the installation of accessible pathways in parks, including Auburndale Playground, Weeks Field, and West Newton Common.

In FY20, the City supported human service and housing projects that target special needs populations. JCHE's Charing Choices, NCDF's and NHA's Resident Services Programs, and the Newton Senior Center's fitness program, all work with elderly and frail elderly individuals. The Barry Price Center's Economic Mobility and Independence program, supports adults with intellectual and developmental disabilities. CDBG funds also support the advocacy services to survivors of domestic violence through REACH Beyond Domestic Violence (REACH).

Several housing projects with units set aside for special needs populations made progress in FY20. The 236 Auburn Street project was completed and occupied in FY20. Developed by CAN-DO/Metro West, while owned and operated by the Barry Price Center, this project includes eight affordable units of housing for developmentally disabled adults earning 30% of the AMI. The City has also awarded CDBG funds to Newton Housing Authority's (NHA) Haywood House project, which will create 55 new affordable rental units for seniors. Three of the units will be fully accessible for people with disabilities and four units will be designated for households that have been homeless or are at risk of homelessness. The project will also include two elevators and community space for supportive services. The NHA recently received a comprehensive permit from the Newton Zoning Board of Appeals and will be applying for the required funding in the next funding round at DHCD.

The City continues to support 2LifeCommunities' expansion of the Golda Meir House. This new community will add approximately 68 one- and two bedroom units through two additions. Approximately 61 of the units will be income-restricted, with nine of these units will be set-aside for chronically homeless individuals with disabilities. The provision of special, supportive services will be offered in partnership with HEARTH, Inc. Finally, the deferred payment loans offered by

the City's Housing Rehabilitation program enable homeowners to complete health and safety repairs and improvements, which provide an opportunity for many elderly residents to age in place. Project construction is slated to begin in the latter half of FY21.

Actions taken to reduce lead-based paint hazards. 91.220(k); 91.320(j)

Newton's Housing Rehabilitation program uses CDBG funding to provide grants to income-eligible homeowners to remove lead-based paint, asbestos and other health hazards. The program also offers these homeowners zero-interest loans to fix building and safety code violations. The rehabilitation program was expanded in FY16 to offer assistance to income-eligible homeowners to bring pre-existing accessory apartments up to appropriate health and safety standards and again in FY18 to assist organizations and landlords that own lodging homes in Newton. Housing funds can be used to aid income-eligible tenants to create more affordable housing and to bring pre-existing lodging housing up to appropriate health and safety standards.

The WestMetro HOME Consortium ensures that all HOME-assisted projects comply with applicable requirements of the Lead-Based Paint Poisoning Prevention Act, 42 U.S.C. 4821, et. seq.; Residential Lead-Based Paint Hazard Reduction Act of 1992 and all future revisions and amendments, as well as, comply with such Lead-Based Paint regulations as may be adopted pursuant to HOME Program regulations and with the requirements of the Massachusetts Lead Paint Statute, M.G.L. c.111, ss190-199A.

Actions taken to reduce the number of poverty-level families. 91.220(k); 91.320(j)

Funds from the City's Community Development Block Grant (CDBG), HOME Investment Partnerships (HOME), and Emergency Shelter Grant (ESG) programs are administered locally for programs and projects that target and provide the maximum benefit to extremely low- and moderate-income persons. These resources provide rental assistance, housing stabilization and relocation services, access to emergency shelter, and support for the creation and preservation of affordable housing.

The City worked closely with human service agencies whose projects provide a direct benefit to low-to-moderate income residents and move these vulnerable individuals and families out of poverty. Having adapted the Brookings Institution's "Benchmarks for Success" model in the implementation of its human services program, the City selected proposals that focused on moving low-to-moderate income individuals and families toward economic mobility and stability across the lifespan. The model outlines eight key benchmarks which correlate with a higher probability of becoming a successful, self-sufficient adult.

Actions taken to develop institutional structure. 91.220(k); 91.320(j)

During FY20, the Division continued to strengthen its relationships with city departments, stakeholder groups, community organizations and City partners. Housing and Community Development Division (the Division) staff worked with the Fair Housing Committee to ensure fair and adequate housing options through community education and input on proposed affordable housing developments. Division staff also met with the Commission on Disability to identify accessibility needs and projects for funding, as well as report on ongoing accessibility improvements. The Planning and Development Board regularly reviews recommendations for the CDBG and HOME programs, developed through coordination with staff and these advisory committees, and render final funding recommendations to the Mayor. The City continued to collaborate with the recently reinvigorated Newton Housing Partnership, which plays a key role in carefully reviewing proposed projects seeking to create and preserve affordable housing within the Newton community. In combination, this system provides a strong link between the City and its citizens, nonprofit organizations, business owners and other community agencies.

Additionally, community and regional relationships are critical to streamlining housing development, leveraging project funds and meeting community needs. Division staff met regularly with the Newton Housing Authority to advance and prioritize projects and public housing needs. City staff also maintain collaborative efforts with nonprofit housing organizations, state agencies, and housing developers to increase affordable housing opportunities in Newton. As the lead community for the WestMetro HOME Consortium, Newton works with representatives from member communities to coordinate on administrative matters and to exchange project ideas and information. The City partners with these aforementioned entities, and state and federal-level agencies, to enhance the coordination of services and to leverage additional funding to better assist low- and moderate-income residents.

Even following the City of Newton's FY17 merger to the MA Balance of State (BoS) CoC, Division staff continues to closely coordinate with the BoS CoC, area service providers and municipal representatives to inform ESG allocations, refine processes and procedures, and strengthen the overall ESG program. The BoS CoC meets on a regular basis throughout the year to exchange information, best practices and forge partnerships in developing strategies to end and reduce homelessness within BoS communities.

Actions taken to enhance coordination between public and private housing and social service agencies. 91.220(k); 91.320(j)

The Housing and Community Development Division (the Division) has focused on developing and managing strong partnerships and relationships in order to enhance coordination between

service providers. As mentioned above, strengthened collaboration with organizations like the Newton Housing Authority, human service agencies, housing providers and regional entities, play a critical role in ensuring the cost-effective, efficient delivery of services and housing opportunity to the public.

Since a number of housing rehabilitation applicants are economically disadvantaged, elderly, and/or in need of social services, Division staff work in close consultation with the Newton Senior Center, the community social worker, the Newton Hoarding Task Force and the Cousens Fund. The Hoarding Task Force is comprised of the Department of Public Health, the Fire Department, Police Department, Newton Housing Authority, Health and Human Services, Senior Center, and Child Protective Services. Together, this task force has established a protocol to ensure that cases are referred to the appropriate departments and more effectively serve the impacted clients.

Identify actions taken to overcome the effects of any impediments identified in the jurisdictions analysis of impediments to fair housing choice. 91.520(a)

Over the latter half of FY20, the Division staff began work on the next 5-year iteration of the Analysis of Impediments to Fair Housing Choice (AI). The Planning Department hired Barrett Planning Group and JM Goldson LLC Consulting to assist in the preparation of the FY21 – 25 AI on behalf of the WestMetro HOME Consortium. The AI will be an assessment of state and local government’s bylaws, ordinances, statutes, and administrative policies and local conditions that affect the location, availability, and accessibility of housing throughout the consortium.

This year the Newton Fair Housing Committee published an article “April is Fair Housing Month” in the Newton TAB highlighting the history of the Fair Housing Act and the committee’s beginnings and its ongoing activities. The Committee collaborated with Division staff to disseminate public information on fair housing, and to make available written criteria for the Division’s consideration of fair housing goals as they may apply to proposed housing developments in Newton. It also submitted letters to the Land Use Committee concerning new proposed housing developments with inclusionary units. The letters focused on the affordability, accessibility, visibility, proximity to transportation and discriminatory impacts of each project so the developer and Land Use Committee could be cognizant of fair housing matters when making decisions.

Each community in the consortium works individually to promote fair housing and overcome impediments.

In FY20, the RHSO communities participated in the Consortium led Analysis of Impediments to

Fair Housing Choice. The report is due to be complete in FY21. RHSO communities will continue to be an active partner in implementing strategies to address the impediments to fair housing.

Brookline works with the Commission on Diversity, Inclusion, and Community Relations to promote fair housing. The Commission's mission is to support a welcoming environment by encouraging cooperation, tolerance, and respect among and by all persons who come in contact with the Town of Brookline by advancing, promoting and advocating for the human and civil rights of all through education, awareness, outreach and advocacy.

The Brookline Housing Advisory board promotes the production and preservation of housing affordable to low, moderate, and upper-moderate income households. One of the goals of the board is to make recommendations to the Planning Board and Zoning Board on affordable housing needs, policies and programs. The policies are in alignment with the oversight of federal and state fair housing laws.

Building a Better Brookline is a coalition between the Commission of Diversity, Inclusion & Community Relations, the Housing Advisory Board, and The Economic Development Advisory Board. Two town-wide forums on housing affordability and housing equity has been delivered during FY20 to expand the conversation of housing affordability and racial equity among the Brookline community. The initiative was born from the CHAPA's Municipal Engagement Initiative, and the plan intends to open up a conversation on access to affordable housing by eliminating barriers. One main barrier is the limited conversation between community groups and residents, and municipal leadership.

The Framingham's Fair Housing Committee did not meet during this fiscal year due to staff turnover and the COVID-19 Pandemic. The committee anticipates reconvening in FY21.

Needham continues to provide additional outreach on housing issues through the Town website and a housing brochure. Both tools include important information and resources on fair housing.

The Waltham Housing Division provides portability in the HOME TBRA rental assistances programs it administers. Applicants are free to search for housing within Waltham, the HOME Consortium and or within the Balance of State if the eligible household cannot find housing of their choice in Waltham. The Housing Division also administers an existing CDBG housing rehabilitation program for lead paint abatement, weatherization, emergency, and accessibility improvements to assist elderly homeowners and renters to remain in their home and increases the range of housing options and related services for the elderly population. The addition of a bilingual staff person in the Housing Division in 2020 has increased outreach and assistance to

Waltham's Spanish speaking population. Online applications in English and Spanish are being implemented for all programs administered by the City Planning and Housing Departments in 2020 with outreach efforts implemented through social media and the city web page. The onset of COVID-19 has increased awareness on the municipal level of the severity of the language barrier that exists for low-income Spanish speaking households in Waltham.

Watertown's 2013 Analysis of Impediments identifies nine impediments to Fair Housing in Watertown: lack of knowledge among small landlords, lack of knowledge among realtors, lack of knowledge among realtors, lack of knowledge/empowerment among housing seekers, restrictive zoning, lead paint issues in properties rented to families with children, lack of development sites, low vacancy rates, high cost of housing, and language barriers. The Town has made annual progress addressing these barriers through a variety of actions, including:

- The Watertown Housing Partnership, in concert with social service agencies, has continued to raise awareness of fair housing laws and complaint procedures through trainings, and by ensuring that Inclusionary Zoning and Housing Authority units are properly distributed by lottery.
- With the goal of encouraging developers to create more accessible units, Watertown passed new Design Standards (2015) that encourage Universal Design concepts in smaller projects, and require them in larger ones.
- The Town Council Human Services Subcommittee has been exploring mechanisms, aside from Inclusionary Zoning, to increase the supply of affordable housing. Watertown new Community Preservation Act funds, can provide a stable source of funding for TBRA and other similar programs.
- The Town continues to seek increased diversity on the various permit-granting and policy-making boards as terms expire and vacancies arise.

CR-40 - Monitoring 91.220 and 91.230

Describe the standards and procedures used to monitor activities carried out in furtherance of the plan and used to ensure long-term compliance with requirements of the programs involved, including minority business outreach and the comprehensive planning requirements

Please refer to the Appendix for the monitoring policies and procedures of the City and WestMetro HOME Consortium.

The City of Newton is the lead entity of the 13-member WestMetro HOME Consortium. Prior to FY19, the Consortium's annual HOME Program was monitored by, FinePoint Associates, a private firm that provides monitoring services and technical assistance. In FY20, the City of Newton, as representative member of the WestMetro HOME Consortium, monitored FY19 HOME-funded activities (including Newton's own projects) that were identified through the WestMetro HOME Consortium's Risk-based Monitoring Plan.

Due to the COVID-19 Pandemic, HOME monitoring was significantly delayed. The WestMetro HOME Consortium applied for and was granted a HUD COVID-19 Waiver suspending on-site reviews and monitoring of HOME projects until December 31, 2020. Newton has been reviewing the monitoring of projects performed by Consortium communities as they are available and submitted to the City.

Annually, the City prepares a risk assessment that takes into account the timing of an agency's last monitoring visit, whether a project is new, staff turnover, previous concerns and necessary follow-up, inconsistent submissions of reports or requisitions, and the agencies' ability to meet projected outputs and outcomes over the course of the program year. As a result, the risk assessment identifies human service projects that the City will monitor each year.

While a minimum of ten percent of all human service projects are required to be monitored each year, forty-three percent of Newton's human service portfolio was identified for monitoring for the beginning of FY21. The six human service projects (43%) were scheduled for monitoring in April 2020, however due to COVID-19 and stay-at-home orders, the City postponed monitoring activities until FY21.

Citizen Participation Plan 91.105(d); 91.115(d)

Describe the efforts to provide citizens with reasonable notice and an opportunity to comment on performance reports.

The draft Consolidated Annual Performance and Evaluation Report (CAPER) was posted to the City's website on September 23, 2020. It will be presented at the Annual Performance Public Hearing on October 5, 2020, during the Planning and Development Board meeting.

Hard copies of the CAPER will be made available to the public throughout the 15-day comment period (October 5 through October 19, 2020). According to the City's Citizen Participation Plan, copies of the CAPER will be made available in other formats and in other languages upon request. In addition, notice of the draft CAPER's availability and the date of the Annual Performance Hearing was included in the Planning and Development Department's weekly report that is distributed digitally to several hundred recipients, including local nonprofits and other organizations serving low- and moderate-income individuals and minorities. A notice for the public hearing was published in the Newton TAB, as well as in the newspapers of the twelve other WestMetro HOME Consortium communities during the week of September 20, 2020. The notice provided contact information for the City's ADA Coordinator, and telecommunications relay service, for anyone that sought to request a reasonable accommodation. One written comment was received by the City. The public comment was a question about the Division's beneficiary data collection for human service projects. This question and the City's response is included in the Appendix.

CR-45 - CDBG 91.520(c)

Specify the nature of, and reasons for, any changes in the jurisdiction's program objectives and indications of how the jurisdiction would change its programs as a result of its experiences.

The CDBG goals for the period covered by the FY16-20 Consolidated Plan have included: production of new affordable units, rehabilitation of housing, increase awareness of fair housing policies and practices, provision of human services, implementation of improvements to target neighborhoods and implementation of architectural accessibility improvements. In FY20, the City continued to make progress in executing these goals through the completion and ongoing work of activities identified in section CR-05: Goals and Outcomes. Over the last two years, strategic changes in the neighborhood improvement program and reprioritization of federal funds were made by the City to better position the CDBG program to advance these goals and address the City's greatest needs. The Division has refocused efforts and resources to increase support for the creation and preservation of affordable housing in response to the growing housing crisis. Simultaneously, the Division has shifted the implementation of neighborhood improvements due to the City's changing demographic landscape and to truly assist Newton's most vulnerable residents.

Newton Corner, Nonantum, Newtonville, West Newton, and Upper Falls were the original five target neighborhoods identified in the FY16-20 Consolidated Plan. Funds for neighborhood improvement projects were traditionally distributed among the target neighborhoods on a rotating basis, with one neighborhood receiving funds each year. When the Upper Falls neighborhood, scheduled to receive funding in FY16, was determined to be ineligible because the project's service area did not reach the required threshold for meeting the Low Moderate Income Area benefit, the neighborhood was eliminated from Newton's targeted areas. Even in the remaining targeted neighborhoods, determining eligible projects has consistently been more difficult.

During the FY20 program year, the City completed planning efforts for the Newtonville Transportation Improvement project. This project includes the installation of bus shelters at two existing bus stops, including Washington/Craft Street (Westbound) and Watertown/Walnut Street (Southbound). The installation will enhance transportation amenities for residents in the surrounding Newtonville neighborhoods. This project is expected to be complete in FY21 (FFY20).

Consistent with the City's desire to address the need for affordable housing, \$1,229,250.00 in FY20 CDBG funds were allocated toward the development and rehabilitation of affordable

housing. The Newton Housing Authority (NHA) acquired a dilapidated and previously affordable property at-risk of foreclosure through the City's right of first refusal. To avoid the loss of this property, the City awarded \$715,000 in CDBG funds towards the refinance and rehabilitation of this two-family Nonantum property during FY18. This project, 83-85 West Street, was completed and fully occupied in FY20. A total of \$625,000 in CDBG funds were also used to support the NHA's Haywood House, which includes the development of 55 one-bedroom units for elders. Haywood House received its comprehensive permit in FY20 and is in the process of applying for state funding. Additionally, CAN-DO/MetroWest CD in partnership with the Barry Price Center was awarded \$1,020,000 in CDBG and \$447,900 in HOME funds to refinance and redevelop a historic three-family property, into eight units of affordable housing in the Village of Auburndale. This project, 236 Auburn Street, created three affordable family rental units and a five-bedroom congregate home for persons with severe disabilities. Construction was completed at 236 Auburn Street in FY20 (FFY19) and the project is now fully occupied. This project was closed-out in IDIS in FY21 (FFY20).

Over the latter half of FY20, the Division staff began work on the next 5-year iteration of the Analysis of Impediments to Fair Housing Choice (AI). The Planning Department hired Barrett Planning Group and JM Goldson LLC Consulting to assist in the preparation of the FY21 – 25 AI on behalf of the WestMetro HOME Consortium. The AI will be an assessment of state and local government's bylaws, ordinances, statutes, and administrative policies and local conditions that affect the location, availability, and accessibility of housing throughout the consortium.

The Division continued to work with its full-time ADA Coordinator, hired in May 2015. This position staffs the Commission on Disability, which provides project recommendations for the CDBG-funded architectural access program. The ADA Coordinator is also a valuable resource for ensuring that both City and CDBG access projects comply with state and federal accessibility regulations and guidelines.

The City completed the construction of a wheelchair-accessible, single-use, unisex toilet room on the first floor of Newton City Hall and the installation of four sets of Rectangular Rapid Flashing Beacons (RRFB's) throughout the City. Not only did these projects remove architectural and material barriers, but they improved accessibility and mobility for persons with disabilities.

CR-50 - HOME 91.520(d)

Include the results of on-site inspections of affordable rental housing assisted under the program to determine compliance with housing codes and other applicable regulations

The following HOME assisted units were inspected during the past year:

- 73 Hollis Street, Framingham, Unit #AA
- 73 Hollis Street, Framingham, Unit #2A
- 73 Hollis Street, Framingham, Unit #22
- 73 Hollis Street, Framingham, Unit #23
- 1285 South Street, Needham
- 447 Concord Road, Concord, CO1
- 447 Concord Road, Concord, CO3
- 447 Concord Road, Concord, CO5
- 447 Concord Road, Concord, B11
- 447 Concord Road, Concord, B13
- 447 Concord Road, Concord, B15
- 447 Concord Road, Concord, B17
- 447 Concord Road, Concord, A21
- 447 Concord Road, Concord, A23
- 447 Concord Road, Concord, A25
- 447 Concord Road, Concord, A27
- 1093A Chestnut Street, Newton

All of the HOME projects were inspected as scheduled and passed inspection.

Newton completed a FY19 HOME Risk Assessment and submitted to the WestMetro Consortium. However, due to the COVID-19 Pandemic, FY19 HOME monitoring was significantly delayed. The WestMetro HOME Consortium applied for and was granted a HUD COVID-19 Waiver suspending on-site reviews and monitoring of HOME projects for 120 days following December 31, 2020; the end of the waiver period. Despite the delays, Newton has been reviewing the monitoring submitted by those Consortium communities who have been able to monitor identified projects electronically with the goal of completing the monitoring of FY19 and launching into FY20 immediately following.

**Provide an assessment of the jurisdiction's affirmative marketing actions for HOME units.
92.351(b)**

The WestMetro HOME Consortium's Affirmative Marketing Plan is utilized by all communities to guide the marketing process and requirements for all HOME-assisted units. The Plan was developed to align with the requirements of the 24 CFR 92.350 HOME regulations. In addition, many of the affordable units are developed under the M.G.L. 40B Guidelines and are subject to the stringent requirements of the state run program.

Each community's approach and oversight varies. For example in Bedford, the Bedford Housing Partnership reviews and approves all marketing plans for developments with affordable units, for compliance with the appropriate regulations. For all communities, a large component of the marketing plan requires the developer to specifically list all of the methods they will use to affirmatively market the units. For HOME assisted units that are state-funded public housing units, Massachusetts regulation 760 CMR 5 outlines eligibility and selection criteria. The Common Housing Application for Massachusetts Public Housing (CHAMP) application system is used for these units. Brookline utilizes an extensive list of outreach methods required for affirmatively marketing new affordable units to ensure that persons in the housing market, who are not likely to apply for housing in Brookline, have access to the information. This includes advertising in local minority newspapers, and direct mailings to local community organizations, churches and synagogues as well as email distribution to a listserve of over 4,000 households interested in affordable housing opportunities in Brookline.

In Framingham, all developers with active HOME rental units have written affirmative marketing plans. These developers include the Framingham Housing Authority, Jewish Community Housing for the Elderly, SMOC, Beacon Communities and others with plans in circulation among residents of their facilities. Each entity includes a series of provisions that outline residents' rights and how units are marketed to all potential clients. Site monitoring visits confirm the provisions meet HUD requirements that applicants receive "equal housing opportunities regardless of race, color, national origin, religion, sex, familial status, or disability."

The Town of Natick, under sweeping new affordable housing provisions in its zoning bylaw, requires developers who offer affordable homes through a special permit process to adhere to standard affirmative marketing procedures mandated by the Massachusetts Department of Housing & Community Development (DHCD). These procedures include minority outreach and a fair lottery process to select renters or buyers. Natick will continue to encourage the inclusion of minority and women owned enterprises in HOME funded activities, consistent with 24 CFR 92.350. The first dwelling developed under these new regulations is nearing completion, and will be affirmatively marketed in the next few months.

The Needham Housing Specialist continues to review all Affirmative Fair Housing Marketing Plans for new projects. In the last year, this included a new affirmative marketing process for the turnover of the affordable unit that is part of the Needham Place project to update the waitlist. Work also included the approval of eligibility for the new tenant. The Town has also been involved in outreach activities to support the turnover of affordable units including posting on the Town's housing website and a notice to all Town employees.

The City of Waltham requires developers who offer affordable units through the special permit

process to contract with an approved lottery consultant to ensure that affirmative marketing procedures are in place. These procedures include minority outreach and a fair lottery process to select renters or buyers. This process is approved through the Massachusetts Department of Housing and Community Development. The City also requires a Minority Business Enterprise/Women's Business Enterprise (MBE/MWE) Report Form for each project as part of HOME and CDBG regulatory agreements. The City will continue to encourage the inclusion of minority and women owned enterprises in HOME and CDBG funded activities, consistent with 24 CFR 92.350.

All recipients of HOME funds are required to follow the affirmative marketing requirements. All printed materials designed to inform the public, owners, or potential tenants wishing to participate in the HOME Program includes a statement regarding the City's Affirmative Marketing Policy as well as the applicable fair housing laws. This information is included in all media released and/or reports informing the public about the HOME Program. All newspaper and other media announcements, as well as any printed materials, include the Equal Housing Opportunity logo, slogan or statement. To market and publicize various housing programs that are available to the public, all of the programs are advertised via the City's website and social media accounts. The use of social media has resulted in an increase of individuals attending public meetings and forums.

Watertown has a Capital Improvements policy (2015) that is consistent with that of the HOME Consortium and the Department of Housing and Community Development. All of the 14 remaining legacy HOME-assisted American Dream Downpayment Assistance Loans have a recapture provision which is consistent with that of the HOME Consortium. Many of these loans have clauses that give the Town the right of first refusal to purchase, and require the seller to make a good-faith attempt to find an income-eligible buyer. In the latter case, Town staff meet with the seller to ensure that they work with a firm or nonprofit (such as MetroWest Collaborative Development) to market the unit in a manner consistent with fair housing requirements. Also, in the few cases where the Affordable Housing Restriction does not mandate an attempt to market the unit to an income-eligible buyer, the Town has an increase recapture percentage, to recover additional monies from a market rate sale. All monies recaptured are returned to the West Metro HOME Consortium as program income.

Data on the amount and use of program income for projects, including the number of projects and owner and tenant characteristics

Each community in the Consortium has exclusive use of their program income for projects within their community. Some circumstances have led to communities relinquishing program income funds which are then made available consortium wide and allocated through an RFP process.

FY20 was the first year that the practice of converting 10 percent of the PI type of program income into PA funds in IDIS for the use of HOME program administration was implemented. Per the Mutual Cooperation Agreement and FY20 Subrecipient Agreements, 70 percent of the 10 percent in converted PA funds are retained by the community that originated the program income. Thirty percent of the 10 percent PA funds will go to support Consortium Administration.

Program income was utilized for the following projects during FY20:

- Brookline: 370 Harvard St- 2 Life, \$482,398 in program income
- Brookline: 90 Longwood Ave, \$282,774.74 in program income
- Newton: 236 Auburn St- CAN-DO, \$23,953.46 in program income
- Sudbury: Coolidge at Sudbury, \$58,298.68 in program income
- Bedford: Ashby Place, \$16,643.73 in program income
- Lexington: LHA Pine Grove, \$71,675.90 in program income
- Newton HOME Administration, \$1,367.11 in program income (PA funds)
- Wayland HOME Administration, \$1,105 in program income (PA funds)
- Consortium HOME Administration, \$19,058.03 in program income (PA funds)
- FY18-20 Waltham TBRA Program, \$167,786.50 in program income
- FY18-19 Framingham TBRA Program, \$39,369.55 in program income
- FY20 Wayland TBRA Program, \$4,216 in program income
- FY20 Bedford TBRA Program, \$2,043 in program income

Describe other actions taken to foster and maintain affordable housing. 91.220(k) (STATES ONLY: Including the coordination of LIHTC with the development of affordable housing).

91.320(j)

Many communities within the WestMetro HOME Consortium actively support the preservation of existing affordable housing. This is supported through HOME assisted rehabilitation of state owned public housing and through the implementation of Tenant Based Rental Assistance programs. HOME funds were also used to support projects with Low-Income Housing Tax Credits in Newton. Framingham, Waltham, Brookline and Newton utilize CDBG funding to assist in rehabilitation and capital improvements of affordable housing properties.

Many other actions that communities are taking to foster affordable housing production can be found in Section CR-35: Public Housing.

CR-60 - ESG 91.520(g) (ESG Recipients only)

ESG Supplement to the 2019 CAPER

For Paperwork Reduction Act

1. Recipient Information—All Recipients Complete

Basic Grant Information

Recipient Name	NEWTON
Organizational DUNS Number	076576826
EIN/TIN Number	046001404
Identify the Field Office	BOSTON
Identify CoC(s) in which the recipient or subrecipient(s) will provide ESG assistance	Boston CoC

ESG Contact Name

Prefix	Mrs
First Name	TIFFANY
Middle Name	0
Last Name	LEUNG
Suffix	0
Title	Community Development Programs Manager

ESG Contact Address

Street Address 1	1000 Commonwealth Avenue
Street Address 2	0
City	Newton
State	MA
ZIP Code	02459-
Phone Number	6177961146
Extension	0
Fax Number	6177961142
Email Address	tleung@newtonma.gov

ESG Secondary Contact

Prefix	Mrs
First Name	DANIELLE
Last Name	BAILEY
Suffix	0
Title	Grants Manager
Phone Number	6177961156
Extension	0
Email Address	dbailey@newtonma.gov

2. Reporting Period—All Recipients Complete

Program Year Start Date 07/01/2018
Program Year End Date 06/30/2019

3a. Subrecipient Form – Complete one form for each subrecipient

Subrecipient or Contractor Name: NEWTON
City: Newton Centre
State: MA
Zip Code: 02459, 1449
DUNS Number: 076576826
Is subrecipient a victim services provider: N
Subrecipient Organization Type: Unit of Government
ESG Subgrant or Contract Award Amount: 12,207.38

Subrecipient or Contractor Name: BROOKLINE COMMUNITY MENTAL HEALTH CENTER
City: Brookline
State: MA
Zip Code: 02445, 4445
DUNS Number: 097444186
Is subrecipient a victim services provider: N
Subrecipient Organization Type: Other Non-Profit Organization
ESG Subgrant or Contract Award Amount: \$66,700

Subrecipient or Contractor Name: Middlesex Human Service Agency, Inc.
City: Waltham
State: MA
Zip Code: 02453, 8509
DUNS Number: 170557474
Is subrecipient a victim services provider: N
Subrecipient Organization Type: Other Non-Profit Organization
ESG Subgrant or Contract Award Amount: \$13,600

Subrecipient or Contractor Name: REACH Beyond Domestic Violence, Inc.

City: Waltham

State: MA

Zip Code: 02454, 0024

DUNS Number: 781777412

Is subrecipient a victim services provider: Y

Subrecipient Organization Type: Other Non-Profit Organization

ESG Subgrant or Contract Award Amount: \$17,800

Subrecipient or Contractor Name: The Second Step

City: Newton

State: MA

Zip Code: 02460, 0002

DUNS Number: 028016942

Is subrecipient a victim services provider: Y

Subrecipient Organization Type: Other Non-Profit Organization

ESG Subgrant or Contract Award Amount: \$30,432.62

Subrecipient or Contractor Name: Community Day Center of Waltham, Inc.

City: Waltham

State: MA

Zip Code: 02454, 1066

DUNS Number: 791377612

Is subrecipient a victim services provider: N

Subrecipient Organization Type: Other Non-Profit Organization

ESG Subgrant or Contract Award Amount: \$16,800

CR-70 – ESG 91.520(g) - Assistance Provided and Outcomes

10. Shelter Utilization

Number of New Units - Rehabbed	0
Number of New Units - Conversion	0
Total Number of bed-nights available	27,387
Total Number of bed-nights provided	22,205
Capacity Utilization	82%

Table 13 – Shelter Capacity

**Please note, the data above reflects the total number of available shelter beds from July 1, 2019 thru March 31, 2020. Due to COVID-19, many shelters were forced to decongregate and reduce the number of available beds in order to adhere to CDC’s safety guidelines for social distancing.*

11. Project Outcomes Data measured under the performance standards developed in consultation with the CoC(s)

In conjunction with a review committee comprised of representatives from the Newton Department of Health and Human Services, City of Waltham, BoS CoC, and BNWW CoC homeless providers (non-ESG subrecipients), the City’s Housing and Community Development Division review and evaluate responses to the Request for Proposals for ESG funding. Proposals are ranked based on the project’s staff capacity, proposed outcomes, past performances, target population, and the most pressing needs in the region. Projects are funded on their successful operation and ability to promote housing stabilization.

CR-75 – Expenditures

11. Expenditures

11a. ESG Expenditures for Homelessness Prevention

	Dollar Amount of Expenditures in Program Year		
	FFY2017 (FY18)	FFY2018 (FY19)	FFY2019 (FY20)
Expenditures for Rental Assistance	\$0	\$3,780.03	\$6,494.31
Expenditures for Housing Relocation and Stabilization Services - Financial Assistance	\$0	\$0	\$3,088.00
Expenditures for Housing Relocation & Stabilization Services - Services	\$0	\$2,905.65	\$37,199.13
Expenditures for Homeless Prevention under Emergency Shelter Grants Program	\$0	\$0	\$0
Subtotal Homelessness Prevention	\$0	\$6,685.68	\$46,781.44

Table 14 – ESG Expenditures for Homelessness Prevention

11b. ESG Expenditures for Rapid Re-Housing

	Dollar Amount of Expenditures in Program Year		
	FFY2017 (FY18)	FFY2018 (FY19)	FFY2019 (FY20)
Expenditures for Rental Assistance	\$0	\$2,673.81	\$8,394.57
Expenditures for Housing Relocation and Stabilization Services - Financial Assistance	\$0	\$7,748.09	\$3,819.62
Expenditures for Housing Relocation & Stabilization Services - Services	\$0	\$1,172.38	\$13,789.89
Expenditures for Homeless Assistance under Emergency Shelter Grants Program	\$0	\$0	\$0
Subtotal Rapid Re-Housing	\$0	\$11,594.28	\$26,004.08

Table 15 – ESG Expenditures for Rapid Re-Housing

11c. ESG Expenditures for Emergency Shelter

	Dollar Amount of Expenditures in Program Year		
	FFY2017 (FY18)	FFY2018 (FY19)	FFY2019 (FY20)
Essential Services	\$0	\$0	\$13,600.00
Operations	\$0	\$628.35	\$52,400.00

Renovation	\$0	\$0	\$0
Major Rehab	\$0	\$0	\$0
Conversion	\$0	\$0	\$0
Subtotal	\$0	\$628.35	\$66,000.00

Table 16 – ESG Expenditures for Emergency Shelter

11d. Other Grant Expenditures

	Dollar Amount of Expenditures in Program Year		
	FFY2017 (FY18)	FFY2018 (FY19)	FFY2019 (FY20)
HMIS	\$0	\$0	\$0
Administration	\$0	\$0	\$0
Street Outreach	\$0	\$6,285.82	\$4,290.09

Table 17 - Other Grant Expenditures

11e. Total ESG Grant Funds

Total ESG Funds Expended	FFY2017 (FY18)	FFY2018 (FY19)	FFY2019 (FY20)
		\$25,194.13	\$143,075.61

Table 18 - Total ESG Funds Expended

11f. Match Source

	FFY2017 (FY18)	FFY2018 (FY19)	FFY2019 (FY20)
Other Non-ESG HUD Funds	\$0	\$0	\$0
Other Federal Funds	\$0	\$0	\$0
State Government	\$0	\$0	\$1,192,504.00
Local Government	\$0	\$0	\$0
Private Funds	\$0	\$18,908.31	\$76,510.55
Other	\$0	\$0	\$37,123.54
Fees	\$0	\$0	\$0
Program Income	\$0	\$0	\$0
Total Match Amount	\$0	\$18,908.31	\$1,306,138.09

Table 19 - Other Funds Expended on Eligible ESG Activities

11g. Total

Total Amount of Funds Expended on ESG Activities	FFY2017 (FY18)	FFY2018 (FY19)	FFY2019 (FY20)
		\$25,194.13	\$143,075.61

Table 20 - Total Amount of Funds Expended on ESG Activities

APPENDIX

FY20 GOALS WITH ZERO COMPLETION

FY20 Goals with Zero Completion

Community	Name of Goal	Goal Outcome Indicator (GOI)	GOI Unit of Measure	Outcome Expected FY20	Actual Outcome FY20	Notes
Newton	Production of New Affordable Housing Units	Homeowner Housing Added	Household Housing Unit	1	0	Newton's First Time Homebuyer Assistance program did not serve any households in FY20, as no new affordable ownership units were completed in this fiscal year, nor were there any resales of existing affordable ownership units.
Newton	Housing Rehabilitation	Homeowner housing rehabilitated	Household Housing Unit	5	0	The City is actively working on four homeowner units through its rehabilitation program. The COVID-19 global pandemic temporarily hindered progress on these projects in FY20.
Newton	Permanent and Supportive Housing	Housing for homeless added	Household Housing Unit	0	0	The construction on 160R Stanton Street, is anticipated to begin in the first half of FY21, following the securing all necessary financing. This new community will net approximately 68 units for low-income seniors. Of the 68 new units, 20 will be set at 30% AMI and 25 will be set at 50% AMI. All 45 of these units will have project-based vouchers, which allow 2Life to dedicate these units to extremely low and very low-income seniors. The Section 8 vouchers associated with the 30% AMI units will serve nine non-age restricted, one-bedroom units for chronically homeless individuals with disabilities. The provision of special, supportive services will be offered in partnership with HEARTH, Inc.

FY20 Goals with Zero Completion

Community	Name of Goal	Goal Outcome Indicator (GOI)	GOI Unit of Measure	Outcome Expected FY20	Actual Outcome FY20	Notes
Newton	Neighborhood Improvements	Public Facility or infrastructure other than Low/Mod Housing Benefit	Persons Assisted	1,560	0	Planning efforts for the Newtonville Transportation project were completed in FY20. The installation of bus shelters will enhance transportation amenities for residents in several Newtonville neighborhoods and is anticipated to be complete in FY21 (FFY20).
Bedford	Rental housing - Rehabilitation	Rental Units Rehabilitated	Household housing unit	3	0	The Ashby Place renovation project is underway and is anticipated to be complete in FY21. Some delays were incurred due to long lead time for replacement items (i.e. hardware and windows)
Bedford	Rental Housing	TBRA/Rapid Rehousing	Household housing unit	2	0	Bedford completed TBRA for one household in FY20. This household will be reported in the accomplishments of a future CAPER, when the entire activity is closed-out in IDIS.
Belmont	Achieve Housing Production Goals	Rental units constructed	Household housing unit	0	0	There were no development projects in the queue that would have resulted in the construction of new affordable rental units.
Belmont	Adopt Zoning and other Policies to Encourage Affordable Housing	Rental units constructed	Household housing unit	0	0	Drafting a zoning amendment to rezone McLean District Zone 3 took longer than expected. The zoning amendment will be presented to Town Meeting in September. If adopted and constructed, a proposed development will provide 6 affordable homeownership units and 28 affordable rental units.

FY20 Goals with Zero Completion

Community	Name of Goal	Goal Outcome Indicator (GOI)	GOI Unit of Measure	Outcome Expected FY20	Actual Outcome FY20	Notes
Belmont	Provide Better Housing Choices	Rental Units Constructed	Household housing units	0	0	Drafting a zoning amendment to rezone McLean District Zone 3 took longer than expected. The zoning amendment will be presented to Town Meeting in September. If adopted and constructed, a proposed development will provide 6 affordable homeownership units and 28 affordable rental units.
Belmont	Elderly Supportive Services	Rental units rehabilitated	Household housing unit	0	0	The elderly supportive service program did not materialize.
Belmont	Rehab Public Housing	Public Facility or infrastructure activities for Low-Mod Housing Benefit	Households assisted	0	0	The project is more complicated than expected. Belmont is in active conversation with BHA on redeveloping HA's properties to increase number of dwelling units and range of residents' income. Rehabilitation of existing elderly housing units is part of that discussion.
Belmont	First-time Homebuyer Program	Homeowner housing added	Household housing unit	0	0	The high-priced real estate market precludes potential homeowners from finding an appropriately priced home, although there is a demand for homebuyer assistance.
Brookline	Preservation of Rental Housing	Rental units rehabilitated	Household housing Unit	3	0	The Town continued to work with the Brookline Housing Authority to implement the Preservation Initiative under the Rental Assistance Demonstration Program (RAD). Financing is now underway with a potential closing day of July 31, 2020.

FY20 Goals with Zero Completion

Community	Name of Goal	Goal Outcome Indicator (GOI)	GOI Unit of Measure	Outcome Expected FY20	Actual Outcome FY20	Notes
Brookline	New Rental Housing	Rental Units Constructed	Household housing unit	11	0	2Life Communities began construction of 370-384 Harvard Avenue in July of 2019. A total of 46 affordable units received zoning approval under the State's Comprehensive Permit 40B law in FY19; 11 will be HOME-assisted. The project will be complete in August, 2020.
Brookline	Inclusionary Units – rental	Rental units constructed	Household housing unit	0	0	No new rental inclusionary zoning projects were undertaken in FY20. The Town continued to work with developers to meet their obligation to provide affordable units and/or funding for affordable housing developments.
Brookline	Inclusionary zoning units – homeowner	Homeowner housing added	Household housing unit	0	0	Although no new homeownership units were undertaken in FY20, the Town worked with developers to meet their obligation to provide funding for affordable housing developments in the form of cash payments made to the Brookline Housing Trust.
Concord	Rental housing – creation	Rental units constructed	Household housing unit	5	0	The Junction Village development encountered delays in obtaining state funding. State funding was secured at the end of FY20 and construction is slated to start in FY21.
Framingham	Affordable Housing; Public Housing	Rental units constructed	Household housing unit	20	0	This project refers to Cochituate Homes, which is still in the discussion phase.

FY20 Goals with Zero Completion

Community	Name of Goal	Goal Outcome Indicator (GOI)	GOI Unit of Measure	Outcome Expected FY20	Actual Outcome FY20	Notes
Lexington	Rental housing - rehabilitation	Rental Units Rehabilitated	Household housing unit	5	0	Construction of Pine Grove was underway during FY20 and completion is scheduled for FY21. Final project close out was delayed due to occupied unit access restrictions during the COVID-19 crisis. A total of three of the five units will be HOME assisted.
Natick	Rental Assistance	Tenant-based rental assistance/rapid rehousing	Households assisted	40	0	The TBRA program's initial timeline was pushed back and the Natick Service Council was just cleared to start a TBRA program in July of 2020, after signing a sub-recipient agreement with the WestMetro HOME Consortium and hiring new executive leadership.
Needham	Affordable Housing	Rental units constructed	Household housing units	0	0	The 25-unit goal was premised on the development of a property by a Consortium CHDO. Metro West CD put a bid on a particular property which was instead acquired by another developer who is pursuing a 16-unit rental project through the Chapter 40B process and will not need HOME Program funding.

FY20 Goals with Zero Completion

Community	Name of Goal	Goal Outcome Indicator (GOI)	GOI Unit of Measure	Outcome Expected FY20	Actual Outcome FY20	Notes
Needham	Public Housing	Rental units constructed	Household housing units	0	0	The Town approved \$150,000 in CPA funding to the NHA in support of its efforts to redevelop and modernize public housing units. Technical assistance was also provided by the Town in drafting a Request for Proposals to hire a development consultant to apply for federal Rental Assistance Demonstration (RAD) Program financing to upgrade its Seabeds Way and Captain Robert Cook Developments. This project is on hold for the near-term given staff turnover and other pending issues.
Sudbury	Affordable Housing	Rental units constructed	Household housing unit	2	0	The start of Coolidge Phase II was delayed due to funding delays. Construction started in FY20 and completion is scheduled for FY21.
Watertown	Create Additional Affordable Housing	Rental units constructed	Household housing unit	10	0	Watertown has experienced extreme difficulty in creating HOME units and cites limited funding as the primary barrier to production of affordable housing. The City recently adopted the Community Preservation Act, which will provide another source of funding to leverage in the future development of affordable housing.
Watertown	Create Affordable Housing Suitable for Elderly	Rental units constructed	Household housing unit	10	0	
Watertown	Create Affordable Housing Suitable for those with Disabilities	Rental units constructed	Household housing unit	10	0	
Watertown	Create Additional Affordable Housing with a Minimum of 3 Bedrooms, Suitable for Families	Rental units constructed	Household housing unit	2	0	

FY20 Goals with Zero Completion

Community	Name of Goal	Goal Outcome Indicator (GOI)	GOI Unit of Measure	Outcome Expected FY20	Actual Outcome FY20	Notes
Wayland	Rental Housing	Rental units constructed	Household housing units	0	0	The Town of Wayland planned to allocate HOME funds towards the River's Edge development, which was expected to include 47 affordable units. This project has been delayed and it has been determined that HOME funds will not be used to subsidize the affordable units in the development

**PUBLIC HOUSING: WESTMETRO HOME CONSORTIUM
PHA PROJECTS**

WestMetro HOME Consortium Public Housing Authority Projects

Project Name	Total Development Budget	Total HOME Funds	HOME Units	Total Units	HOME Funds Expended in FY20	Project Status
Bedford Ashby Place	\$5,957,100	\$58,075	2	80	\$16,921.88	Underway
Waltham HA Banks Street	\$339,580	\$339,580	6	6	\$44,321.89	Complete
Belmont Rehab Sherman Gardens	In development			81 Existing Proposed unknown	\$0	Project is in development
Brookline: Longwood Housing Development	\$49,470,024	\$452,927	3	99	\$140,662.40	Underway
Lexington Pine Grove	\$486,674	\$120,782.00	3	5	\$114,742.90	Underway

**MONITORING: NEWTON AND WESTMETRO HOME
CONSORTIUM POLICIES AND PROCEDURES**

Monitoring Policies and Procedures for the City of Newton and the WestMetro HOME Consortium

Human Services

Annually, during the third quarter of each program year, Division staff monitors human service subrecipient agencies. All new projects are monitored during the first year of operation. Existing agencies/projects are selected based on the results of a risk analysis. At least ten percent of all human service projects are monitored each year. The monitoring process includes the following documentation:

- Risk analysis results and monitoring schedule,
- Notification letter sent to subrecipient agency,
- On-site monitoring visit documentation, including completion of steps outlined in the attached monitoring agenda, and
- Letter to the agency that outlines the result of the monitoring visit, including any follow up action required. All monitoring documentation shall be filed in the “monitoring” folder within the project file.

Although only a minimum of ten percent of all human service projects must be monitored each year, fifty percent of the Newton human service portfolio was monitored during FY17. Two of the eight monitored projects were found to be out of compliance with City of Newton and HUD CDBG human service program regulations. Official notification was sent to these agencies requiring mandatory payback of CDBG funds based on the proportion of low-to-moderate income served by the respective activity undertaken.

HOME/CDBG Housing Development Projects

Staff monitors every rental project assisted with HOME funds on an annual basis and does an on-site file review of CDBG-funded projects biennially. Except for HOME projects, staff does not conduct on-site file reviews of projects monitored by MassHousing, the MA Department of Housing and Community Development or other approved monitoring agencies. In these cases, staff contacts property managers or owners to verify that an annual inspection was conducted and requests written results of the monitoring visit.

In general, the monitoring process includes the following steps:

- Perform risk analysis if project is CDBG-funded and is not scheduled to be monitored. The risk analysis considers criteria such as past performance of the agency/project, experience level of staff administering the project, project-specific factors such as number of units and funding sources, and program complexity;
- Develop monitoring schedule based on risk analysis and if a project is funded with HOME or CDBG funds;
- Send letter notifying owner that units will be monitored for CDBG/HOME compliance and compliance with sub-recipient agreement. The letter identifies the date and time of the monitoring visit and identifies specific items to be monitored (i.e. income limit documentation, lease agreements, unit inspection

- results, performance goals, if applicable, etc.);
- Complete on-site monitoring visit including completion of the following forms, as applicable: Lease Requirements Checklist, Housing Quality Standards inspection form, and CDBG or HOME Checklist Monitoring Form, including compliance with timely expenditure of funds, comprehensive planning, and minority business outreach as applicable;
- Send letter to the owner outlining the result of the monitoring visit including any follow-up action required.

WestMetro HOME Consortium

In order to ensure accountability, respond to community needs, and use HOME resources efficiently and effectively, the WestMetro HOME Consortium follows the comprehensive monitoring plan outlined below.

Monitoring Objectives and Strategy

The same risk-analysis and notification protocol identified above is used by the WestMetro HOME Consortium. Overall monitoring objectives of the HOME Consortium monitoring plan include:

- Identifying and tracking program and project results;
- Identifying technical assistance needs of member communities, CHDOs, and subrecipient staff;
- Ensuring timely expenditure of HOME funds, as well as compliance with comprehensive planning, and minority business outreach as applicable;
- Documenting compliance with program rules;
- Preventing fraud and abuse; and
- Identifying innovative tools and techniques that support affordable housing goals.

To ensure an appropriate level of staff effort, the Consortium's monitoring strategy involves a two-pronged approach – ongoing monitoring and on-site monitoring.

Ongoing Monitoring

Ongoing monitoring occurs for all HOME-assisted activities each program year. Basic ongoing monitoring involves the review of activities to ensure regulatory compliance and track program performance. Particular attention is paid to the consistent use of the Consortium's Project and IDIS Setup and Completion forms, and Comprehensive Project Checklists. At least annually, the Consortium assesses the financial condition of HOME-assisted rental projects with ten or more HOME-assisted units to determine the continued financial viability of the project.

On-Site Monitoring

On-site monitoring seeks to closely examine whether performance or compliance problems exist and to identify the aspects of the program or project that are contributing to the adverse situation. A risk factor analysis is used to target certain HOME program areas or organizations for in-depth monitoring each year. Results of the monitoring are documented in HUD-provided

HOME Monitoring checklists and reviewed with staff of the city/town. Any findings are discussed and a course of action is developed to resolve the problem going forward.

The Consortium uses a consultant with expertise in the HOME Final Rule to conduct the on-site monitoring of the HOME Consortium member communities.

**HOME PROGRAM INCOME EXPENDITURES IN
IDIS IN FY20**

HOME Program Income Expenditures in IDIS in FY20

Project Number	Project Name	FY20 Program Income Expenditures
HM18-03B & HM19-03B / 3517	Brookline: 370 Harvard St- 2 Life	\$482,398.00
HM19-03P & HM20-03B / 3610	Brookline: 90 Longwood Ave	\$282,774.74
HM18-06B / 3437	Newton: 236 Auburn St- CAN-DO	\$23,953.46
HM18-10C / 3573	Sudbury: Coolidge at Sudbury	\$58,298.68
HM19-01C / 3450	Bedford: Ashby Place	\$16,643.73
HM19-12B & HM20-12B / 3584	Lexington: LHA Pine Grove	\$71,675.90
HM20-06A / 3566	Newton HOME Administration	\$1,367.11
HM20-14A / 3570	Wayland HOME Administration	\$1,105.00
HM20-99 / 3571	Consortium HOME Administration	\$19,058.03
HM18-7B20 / 3445	Waltham SDAP: 247 Ridge Lane #313	\$1,363.00
HM18-7B21 / 3445	Waltham SDAP: 16 Eddy Street #1	\$1,952.00
HM18-7BAA / 3557	Waltham TBRA: 356 Lincoln Street #8	\$6,073.00
HM18-7BB / 3449	Waltham TBRA: 97 Francis Street	\$3,160.00
HM18-7BC / 3453	Waltham TBRA: 32 Bacon Street Apt. C	\$2,200.00
HM18-7BD / 3454	Waltham TBRA: 15 Exchange Court #1	\$1,404.00
HM18-7BE / 3455	Waltham TBRA: 451 Lexington Street #3	\$1,816.00
HM18-7BF / 3456	Waltham TBRA: 9 Cirrus Drive #9360	\$2,830.00
HM18-7BG / 3457	Waltham TBRA: 51 Lake Street #307	\$1,616.00
HM18-7BH / 3458	Waltham TBRA: 128 Bacon Street	\$3,060.00
HM18-7BJ / 3460	Waltham TBRA: 520 Main Street #11	\$1,500.00
HM18-7BN / 3418	Waltham TBRA: 32 Middlesex Circle #7	\$1,237.00
HM18-7BO / 3417	Waltham TBRA: 42 Garden Circle #1A	\$1,653.00
HM18-7BP / 3363	Waltham TBRA: 15 Exchange Court #2	\$1,944.00
HM18-7BQ / 3508	Waltham TBRA: 94 Bacon Street #3	\$1,698.00
HM18-7BR / 3511	Waltham TBRA: 85 Overland Road #2	\$938.00
HM18-7BS / 3512	Waltham TBRA: 140 Lyman Street #5	\$3,208.00
HM18-7BT / 3513	Waltham TBRA: 397 River Street #4	\$2,252.00
HM18-7BU / 3515	Waltham TBRA: 6 Park Place #2	\$1,950.00
HM18-7BV / 3516	Waltham TBRA: 172 Summer Street #6	\$1,614.00
HM18-7BW / 3518	Waltham TBRA: 209 Riverview Avenue #2	\$1,714.00
HM18-7BX / 3519	Waltham TBRA: 51 Lake Street #102	\$1,892.00
HM18-7BY / 3409	Waltham TBRA: 96 Bacon Street #2	\$1,447.00
HM18-7BZ / 3521	Waltham TBRA: 1105 Lexington Street, Bldg 10 #4	\$3,244.00
HM19-7B01 / 3578	Waltham SDAP: 11 Pond Street #37	\$2,008.00
HM19-7B02 / 3578	Waltham SDAP: 970 Moody Street #1	\$1,571.00
HM19-7B03 / 3578	Waltham SDAP: 53 Fir Avenue	\$2,700.00
HM19-7B04 / 3578	Waltham SDAP: 240 Crescent Street #10	\$1,695.00

Project Number	Project Name	FY20 Program Income Expenditures
HM19-7B05 / 3578	Waltham SDAP: 30 Middlesex Circle #11	\$380.00
HM19-7B06 / 3578	Waltham SDAP: 571R Main Street #2	\$1,810.00
HM19-7B07 / 3578	Waltham SDAP: 117 Ridge Lane #310	\$2,053.00
HM19-7B08 / 3578	Waltham SDAP: 94 Bacon Street #1	\$3,045.00
HM19-7B09 / 3578	Waltham SDAP: 2111 Stearns Hill Road	\$1,154.00
HM19-7B10 / 3578	Waltham SDAP: 73 Robbins Street #2	\$2,000.00
HM19-7B11 / 3578	Waltham SDAP: 45 Everett Street	\$3,220.00
HM19-7B12 / 3578	Waltham SDAP: 110 Middlesex Road #5	\$3,377.00
HM19-7B13 / 3578	Waltham SDAP: 188 Ridge Lane #210	\$2,625.00
HM19-7B14 / 3578	Waltham SDAP: 22 Middlesex Circle #15	\$1,257.00
HM19-7B15 / 3578	Waltham SDAP: 31 Middlesex Circle #3	\$1,425.00
HM19-7BA / 3580	Waltham TBRA: 26 Middlesex Circle #7	\$13,820.00
HM19-7BB / 3581	Waltham TBRA: 24 Middlesex Circle #10	\$15,535.00
HM19-7BC / 3582	Waltham TBRA: 31 Middlesex Circle #2	\$19,530.00
HM19-7BD / 3583	Waltham TBRA: 37 Middlesex Circle #7	\$14,606.00
HM19-7BE / 3585	Waltham TBRA: 116 Trapelo Road #6	\$6,099.00
HM19-7BF / 3586	Waltham TBRA: 2 Kendall Street #310	\$7,037.00
HM19-7BJ / 3458	Waltham TBRA: 128 Bacon Street	\$2,399.00
HM19-7BL / 3456	Waltham TBRA: 9 Cirrus Drive #9360	\$416.50
HM20-7BA / 3591	Waltham TBRA: 20 Cooper Street #446	\$1,819.00
HM20-7BB / 3607	Waltham TBRA: 356 Lincoln Street #3	\$4,440.00
HM18-9C51 / 3440	Framingham SDAP: 1612 Worcester Road #A320	\$1,315.00
HM19-9C01 / 3556	Framingham SDAP: 358 Hollis Street	\$2,696.00
HM19-9C02 / 3556	Framingham SDAP: 126 Beaver Street #134C	\$1,500.00
HM19-9C03 / 3556	Framingham SDAP: 55 Concord Street #316	\$1,807.00
HM19-9C04 / 3556	Framingham SDAP: 64 Lawrence Street #2	\$2,450.00
HM19-9C05 / 3556	Framingham SDAP: 1630 Worcester Road #C431	\$1,650.00
HM19-9C06 / 3556	Framingham SDAP: 64 Lawrence Street #1	\$1,850.00
HM19-9C07 / 3556	Framingham SDAP: 1630 Worcester Road #224	\$1,561.00
HM19-9C08 / 3556	Framingham SDAP: 359 Concord Street #1	\$2,200.00
HM19-9C09 / 3556	Framingham SDAP: 1640 Worcester Road #D409	\$1,586.00
HM19-9C10 / 3556	Framingham SDAP: 1612 Worcester Road #A310	\$1,626.00
HM19-9C11 / 3556	Framingham SDAP: 9 Florence Street	\$2,450.00
HM19-9C12 / 3556	Framingham SDAP: 48 Main Street #4	\$1,300.00
HM19-9C13 / 3556	Framingham SDAP: 50 Dinsmore Avenue #211	\$500.00
HM19-9C14 / 3556	Framingham SDAP: 5A Beaver Terrace Circle	\$500.00
HM19-9C15 / 3556	Framingham SDAP: 624 Hollis Street #1	\$2,000.00
HM19-9C16 / 3556	Framingham SDAP: 55 Concord Street #134	\$1,630.00

Project Number	Project Name	FY20 Program Income Expenditures
HM19-9C17 / 3556	Framingham SDAP: 55 Concord Street #224	\$1,630.00
HM19-9C18 / 3556	Framingham SDAP: 301 Grant Street #2	\$2,894.55
HM19-9C19 / 3556	Framingham SDAP: 1620 Worcester Road #B138	\$2,624.00
HM19-9C20 / 3556	Framingham SDAP: 373 Commonwealth Road #301	\$1,000.00
HM19-9C21 / 3556	Framingham SDAP: 28 A Marian Road	\$2,600.00
HM20-14B1 / 3587	Wayland SDAP: 61 Washington Street	\$3,716.00
HM20-14B2 / 3587	Wayland SDAP: 10 Royal Crest Drive #5	\$500.00
HM20-1B1 / 3579	Bedford SDAP Case: 6103 Avalon Drive	\$2,043.00
	TOTAL PROGRAM INCOME EXPENDED IN FY20	\$1,170,689.70

SAGE REPORT



HUD ESG CAPER FY2020Grant: **ESG: Newton - MA - Report** Type: **CAPER**

Report Date Range

7/1/2019 to 6/30/2020

Q01a. Contact Information

First name Tiffany

Middle name

Last name Leung

Suffix

Title Senior Community Development Planner

Street Address 1 1000 Commonwealth Avenue

Street Address 2

City Newton

State Massachusetts

ZIP Code 02459

E-mail Address tleung@newtonma.gov

Phone Number (617)796-1146

Extension

Fax Number

Q01b. Grant Information

As of 9/4/2020

ESG Information from IDIS

Fiscal Year	Grant Number	Current Authorized Amount	Total Drawn	Balance	Obligation Date	Expenditure Deadline
2020						
2019	E19MC250019	\$162,765.00	\$143,075.61	\$19,689.39	7/23/2019	7/23/2021
2018	E18MC250019	\$156,262.00	\$156,262.00	\$0	9/19/2018	9/19/2020
2017	E17MC250019	\$275,072.00	\$275,072.00	\$0	10/19/2017	10/19/2019
2016	E16MC250019	\$159,211.00	\$159,211.00	\$0	8/3/2016	8/3/2018
2015	E15MC250019	\$159,511.00	\$159,511.00	\$0	7/22/2015	7/22/2017
2014	E14MC250010	\$143,202.00	\$143,202.00	\$0	7/25/2014	7/25/2016
2013	E13MC250010	\$123,041.00	\$123,041.00	\$0	9/20/2013	9/20/2015
2012						
2011						
Total		\$1,179,064.00	\$1,159,374.61	\$19,689.39		

CAPER reporting includes funds used from fiscal year:

2018, 2019

Project types carried out during the program year

Enter the number of each type of projects funded through ESG during this program year.

Street Outreach	0
Emergency Shelter	3
Transitional Housing (grandfathered under ES)	1
Day Shelter (funded under ES)	1
Rapid Re-Housing	2
Homelessness Prevention	2

Q01c. Additional Information

HMIS

Comparable Database

Are 100% of the project(s) funded through ESG, which are allowed to use HMIS, entering data into HMIS?	Yes
Have all of the projects entered data into Sage via a CSV - CAPER Report upload?	Yes
Are 100% of the project(s) funded through ESG, which are allowed to use a comparable database, entering data into the comparable database?	Yes
Have all of the projects entered data into Sage via a CSV - CAPER Report upload?	Yes

Q04a: Project Identifiers in HMIS

Organization Name	Organization ID	Project Name	Project ID	HMIS Project Type	Method for Tracking ES	Affiliated with a residential project	Project IDs of affiliations	CoC Number	Geocode	Victim Service Provider	HMIS Software Name
REACH	9182017	Emergency Shelter	ESG123	1	0	0	0	MA-516	252544	1	EmpowerD
The Second Step	1	Emergency Shelter Services (ESG)	1	2	0			MA-516	259017	1	Clarity HS
Brookline Com Mental Health	117	238 - Newton ESG RRH	2771	13				MA-516	251650	0	ETO
Brookline Com Mental Health	117	238 - Newton ESG Prevention	2429	12				MA-516	251650	0	ETO
The Second Step	1	Rapid Rehousing (ESG)	3	13	0			MA-516	259017	1	Clarity HS
The Second Step	1	Homelessness Prevention (ESG)	4	12	0			MA-516	259017	1	Clarity HS
Middlesex Human Service Agency	217	Bristol Lodge Mens Shelter	1482	1	3			MA-516	252544	0	ETO
Middlesex Human Service Agency	217	Bristol Lodge Womens Shelter	1483	1	3			MA-516	252544	0	ETO
Community Day Center of Waltham	314	Community Day Center ESG	2675	11				MA-516	252544	0	ETO

Q05a: Report Validations Table

Total Number of Persons Served	748
Number of Adults (Age 18 or Over)	673
Number of Children (Under Age 18)	56
Number of Persons with Unknown Age	19
Number of Leavers	481
Number of Adult Leavers	447
Number of Adult and Head of Household Leavers	451
Number of Stayers	267
Number of Adult Stayers	226
Number of Veterans	26
Number of Chronically Homeless Persons	134
Number of Youth Under Age 25	13
Number of Parenting Youth Under Age 25 with Children	2
Number of Adult Heads of Household	453
Number of Child and Unknown-Age Heads of Household	4
Heads of Households and Adult Stayers in the Project 365 Days or More	127

Q06a: Data Quality: Personally Identifying Information (PII)

Data Element	Client Doesn't Know/Refused	Information Missing	Data Issues	Total	% of Error Rate
Name	0	0	2	2	0.27 %
Social Security Number	9	318	7	334	44.65 %
Date of Birth	18	8	26	52	6.95 %
Race	10	64	0	74	9.89 %
Ethnicity	7	104	0	111	14.84 %
Gender	1	1	0	2	0.27 %
Overall Score				366	48.93 %

Q06b: Data Quality: Universal Data Elements

	Error Count	% of Error Rate
Veteran Status	9	1.34 %
Project Start Date	0	0.00 %
Relationship to Head of Household	225	30.08 %
Client Location	12	2.63 %
Disabling Condition	354	47.33 %

Q06c: Data Quality: Income and Housing Data Quality

	Error Count	% of Error Rate
Destination	223	46.36 %
Income and Sources at Start	227	49.67 %
Income and Sources at Annual Assessment	21	16.54 %
Income and Sources at Exit	135	29.93 %

Q06d: Data Quality: Chronic Homelessness

	Count of Total Records	Missing Time in Institution	Missing Time in Housing	Approximate Date Started DK/R/missing	Number of Times DK/R/missing	Number of Months DK/R/missing	% of Records Unable to Calculate
ES, SH, Street Outreach	295	0	0	23	78	43	30.85 %
TH	10	0	0	0	3	3	30.00 %
PH (All)	25	0	0	0	4	4	16.00 %
Total	330	0	0	0	0	0	29.70 %

Q06e: Data Quality: Timeliness

	Number of Project Start Records	Number of Project Exit Records
0 days	111	336
1-3 Days	227	5
4-6 Days	16	14
7-10 Days	8	4
11+ Days	72	122

Q06f: Data Quality: Inactive Records: Street Outreach & Emergency Shelter

	# of Records	# of Inactive Records	% of Inactive Records
Contact (Adults and Heads of Household in Street Outreach or ES - NBN)	30	0	0.00 %
Bed Night (All Clients in ES - NBN)	30	0	0.00 %

Q07a: Number of Persons Served

	Total	Without Children	With Children and Adults	With Only Children	Unknown Household Type
Adults	673	630	43	0	0
Children	56	0	56	0	0
Client Doesn't Know/ Client Refused	17	0	0	0	17
Data Not Collected	2	0	0	0	2
Total	748	630	99	0	19
For PSH & RRH – the total persons served who moved into housing	37	2	35	0	0

Q08a: Households Served

	Total	Without Children	With Children and Adults	With Only Children	Unknown Household Type
Total Households	457	416	37	0	4
For PSH & RRH – the total households served who moved into housing	16	2	14	0	0

Q08b: Point-in-Time Count of Households on the Last Wednesday

	Total	Without Children	With Children and Adults	With Only Children	Unknown Household Type
January	198	177	19	0	2
April	125	106	19	0	0
July	143	130	9	0	4
October	157	141	12	0	4

Q09a: Number of Persons Contacted

	All Persons Contacted	First contact – NOT staying on the Streets, ES, or SH	First contact – WAS staying on Streets, ES, or SH	First contact – Worker unable to determine
Once	0	0	0	0
2-5 Times	0	0	0	0
6-9 Times	0	0	0	0
10+ Times	0	0	0	0
Total Persons Contacted	0	0	0	0

Q09b: Number of Persons Engaged

	All Persons Contacted	First contact – NOT staying on the Streets, ES, or SH	First contact – WAS staying on Streets, ES, or SH	First contact – Worker unable to determine
Once	0	0	0	0
2-5 Contacts	0	0	0	0
6-9 Contacts	0	0	0	0
10+ Contacts	0	0	0	0
Total Persons Engaged	0	0	0	0
Rate of Engagement	0.00	0.00	0.00	0.00

Q10a: Gender of Adults

	Total	Without Children	With Children and Adults	Unknown Household Type
Male	468	464	4	0
Female	200	161	39	0
Trans Female (MTF or Male to Female)	1	1	0	0
Trans Male (FTM or Female to Male)	0	0	0	0
Gender Non-Conforming (i.e. not exclusively male or female)	3	3	0	0
Client Doesn't Know/Client Refused	1	1	0	0
Data Not Collected	0	0	0	0
Subtotal	673	630	43	0

Q10b: Gender of Children

	Total	With Children and Adults	With Only Children	Unknown Household Type
Male	33	33	0	0
Female	23	23	0	0
Trans Female (MTF or Male to Female)	0	0	0	0
Trans Male (FTM or Female to Male)	0	0	0	0
Gender Non-Conforming (i.e. not exclusively male or female)	0	0	0	0
Client Doesn't Know/Client Refused	0	0	0	0
Data Not Collected	0	0	0	0
Subtotal	56	56	0	0

Q10c: Gender of Persons Missing Age Information

	Total	Without Children	With Children and Adults	With Only Children	Unknown Household Type
Male	15	0	0	0	15
Female	3	0	0	0	3
Trans Female (MTF or Male to Female)	0	0	0	0	0
Trans Male (FTM or Female to Male)	0	0	0	0	0
Gender Non-Conforming (i.e. not exclusively male or female)	0	0	0	0	0
Client Doesn't Know/Client Refused	0	0	0	0	0
Data Not Collected	1	0	0	0	1
Subtotal	19	0	0	0	19

Q10d: Gender by Age Ranges

	Total	Under Age 18	Age 18-24	Age 25-61	Age 62 and over	Client Doesn't Know/ Client Refused	Data Not Collected
Male	516	33	18	386	64	13	2
Female	226	23	10	169	21	3	0
Trans Female (MTF or Male to Female)	1	0	0	1	0	0	0
Trans Male (FTM or Female to Male)	0	0	0	0	0	0	0
Gender Non-Conforming (i.e. not exclusively male or female)	3	0	0	3	0	0	0
Client Doesn't Know/Client Refused	1	0	1	0	0	0	0
Data Not Collected	1	0	0	0	0	1	0
Subtotal	748	56	29	559	85	17	2

Q11: Age

	Total	Without Children	With Children and Adults	With Only Children	Unknown Household Type
Under 5	24	0	24	0	0
5 - 12	27	0	27	0	0
13 - 17	5	0	5	0	0
18 - 24	29	22	7	0	0
25 - 34	117	96	21	0	0
35 - 44	137	123	14	0	0
45 - 54	177	176	1	0	0
55 - 61	128	128	0	0	0
62+	85	85	0	0	0
Client Doesn't Know/Client Refused	17	0	0	0	17
Data Not Collected	2	0	0	0	2
Total	748	630	99	0	19

Q12a: Race

	Total	Without Children	With Children and Adults	With Only Children	Unknown Household Type
White	463	428	30	0	5
Black or African American	152	109	42	0	1
Asian	28	7	21	0	0
American Indian or Alaska Native	8	8	0	0	0
Native Hawaiian or Other Pacific Islander	5	5	0	0	0
Multiple Races	16	10	6	0	0
Client Doesn't Know/Client Refused	10	10	0	0	0
Data Not Collected	66	53	0	0	13
Total	748	630	99	0	19

Q12b: Ethnicity

	Total	Without Children	With Children and Adults	With Only Children	Unknown Household Type
Non-Hispanic/Non-Latino	540	457	83	0	0
Hispanic/Latino	97	77	16	0	4
Client Doesn't Know/Client Refused	7	7	0	0	0
Data Not Collected	104	89	0	0	15
Total	748	630	99	0	19

Q13a1: Physical and Mental Health Conditions at Start

	Total Persons	Without Children	Adults in HH with Children & Adults	Children in HH with Children & Adults	With Children and Adults ☺	With Only Children	Unknown Household Type
Mental Health Problem	280	263	10	7	--	0	0
Alcohol Abuse	78	78	0	0	--	0	0
Drug Abuse	45	44	1	0	--	0	0
Both Alcohol and Drug Abuse	32	31	1	0	--	0	0
Chronic Health Condition	147	144	2	1	--	0	0
HIV/AIDS	6	6	0	0	--	0	0
Developmental Disability	76	67	2	7	--	0	0
Physical Disability	138	135	2	0	--	0	1

☺ The "With Children and Adults" column is retired as of 10/1/2019 and replaced with the columns "Adults in HH with Children & Adults" and "Children in HH with Children & Adults".

Q13b1: Physical and Mental Health Conditions at Exit

	Total Persons	Without Children	Adults in HH with Children & Adults	Children in HH with Children & Adults	With Children and Adults ☹	With Only Children	Unknown Household Type
Mental Health Problem	190	180	6	4	--	0	0
Alcohol Abuse	63	63	0	0	--	0	0
Drug Abuse	28	27	1	0	--	0	0
Both Alcohol and Drug Abuse	27	27	0	0	--	0	0
Chronic Health Condition	95	92	2	1	--	0	0
HIV/AIDS	3	3	0	0	--	0	0
Developmental Disability	54	48	2	4	--	0	0
Physical Disability	88	88	0	0	--	0	0

☹ The "With Children and Adults" column is retired as of 10/1/2019 and replaced with the columns "Adults in HH with Children & Adults" and "Children in HH with Children & Adults".

Q13c1: Physical and Mental Health Conditions for Stayers

	Total Persons	Without Children	Adults in HH with Children & Adults	Children in HH with Children & Adults	With Children and Adults ☹	With Only Children	Unknown Household Type
Mental Health Problem	76	69	4	3	--	0	0
Alcohol Abuse	12	12	0	0	--	0	0
Drug Abuse	10	10	0	0	--	0	0
Both Alcohol and Drug Abuse	6	5	1	0	--	0	0
Chronic Health Condition	36	36	0	0	--	0	0
HIV/AIDS	0	0	0	0	--	0	0
Developmental Disability	15	12	0	3	--	0	0
Physical Disability	38	36	2	0	--	0	0

☹ The "With Children and Adults" column is retired as of 10/1/2019 and replaced with the columns "Adults in HH with Children & Adults" and "Children in HH with Children & Adults".

Q14a: Domestic Violence History

	Total	Without Children	With Children and Adults	With Only Children	Unknown Household Type
Yes	134	99	35	0	0
No	360	350	8	0	2
Client Doesn't Know/Client Refused	1	1	0	0	0
Data Not Collected	182	180	0	0	2
Total	677	630	43	0	4

Q14b: Persons Fleeing Domestic Violence

	Total	Without Children	With Children and Adults	With Only Children	Unknown Household Type
Yes	54	27	27	0	0
No	76	68	8	0	0
Client Doesn't Know/Client Refused	3	3	0	0	0
Data Not Collected	1	1	0	0	0
Total	134	99	35	0	0

Q15: Living Situation

	Total	Without Children	With Children and Adults	With Only Children	Unknown Household Type
Homeless Situations	0	0	0	0	0
Emergency shelter, including hotel or motel paid for with emergency shelter voucher	172	162	10	0	0
Transitional housing for homeless persons (including homeless youth)	14	4	10	0	0
Place not meant for habitation	73	70	2	0	1
Safe Haven	4	4	0	0	0
Host Home (non-crisis)	0	0	0	0	0
Interim Housing ☺	0	0	0	0	0
Subtotal	263	240	22	0	1
Institutional Settings	0	0	0	0	0
Psychiatric hospital or other psychiatric facility	15	15	0	0	0
Substance abuse treatment facility or detox center	20	20	0	0	0
Hospital or other residential non-psychiatric medical facility	25	25	0	0	0
Jail, prison or juvenile detention facility	6	5	0	0	1
Foster care home or foster care group home	0	0	0	0	0
Long-term care facility or nursing home	0	0	0	0	0
Residential project or halfway house with no homeless criteria	4	4	0	0	0
Subtotal	70	69	0	0	1
Other Locations	0	0	0	0	0
Permanent housing (other than RRH) for formerly homeless persons	1	1	0	0	0
Owned by client, no ongoing housing subsidy	1	1	0	0	0
Owned by client, with ongoing housing subsidy	1	1	0	0	0
Rental by client, with RRH or equivalent subsidy	0	0	0	0	0
Rental by client, with HCV voucher (tenant or project based)	0	0	0	0	0
Rental by client in a public housing unit	0	0	0	0	0
Rental by client, no ongoing housing subsidy	23	17	6	0	0
Rental by client, with VASH subsidy	2	2	0	0	0
Rental by client with GPD TIP subsidy	0	0	0	0	0
Rental by client, with other housing subsidy (including RRH)	13	7	6	0	0
Hotel or motel paid for without emergency shelter voucher	7	7	0	0	0
Staying or living in a friend's room, apartment or house	45	43	2	0	0
Staying or living in a family member's room, apartment or house	35	27	7	0	1
Client Doesn't Know/Client Refused	0	0	0	0	0
Data Not Collected	216	215	0	0	1
Subtotal	344	321	21	0	2
Total	677	630	43	0	4

☺ Interim housing is retired as of 10/1/2019.

Q16: Cash Income - Ranges

	Income at Start	Income at Latest Annual Assessment for Stayers	Income at Exit for Leavers
No income	204	0	138
\$1 - \$150	1	0	0
\$151 - \$250	5	0	3
\$251 - \$500	29	0	22
\$501 - \$1000	121	0	87
\$1,001 - \$1,500	49	1	35
\$1,501 - \$2,000	18	0	12
\$2,001+	25	1	20
Client Doesn't Know/Client Refused	0	0	0
Data Not Collected	221	0	130
Number of Adult Stayers Not Yet Required to Have an Annual Assessment	0	203	0
Number of Adult Stayers Without Required Annual Assessment	0	21	0
Total Adults	673	226	447

Q17: Cash Income - Sources

	Income at Start	Income at Latest Annual Assessment for Stayers	Income at Exit for Leavers
Earned Income	81	0	54
Unemployment Insurance	2	1	3
SSI	77	0	49
SSDI	90	1	73
VA Service-Connected Disability Compensation	0	0	0
VA Non-Service Connected Disability Pension	1	0	1
Private Disability Insurance	0	0	0
Worker's Compensation	1	0	1
TANF or Equivalent	9	0	4
General Assistance	3	0	3
Retirement (Social Security)	11	0	7
Pension from Former Job	1	0	2
Child Support	5	0	3
Alimony (Spousal Support)	2	0	2
Other Source	8	0	8
Adults with Income Information at Start and Annual Assessment/Exit	0	2	268

Q19b: Disabling Conditions and Income for Adults at Exit

	AO: Adult with Disabling Condition	AO: Adult without Disabling Condition	AO: Total Adults	AO: % with Disabling Condition by Source	AC: Adult with Disabling Condition	AC: Adult without Disabling Condition	AC: Total Adults	AC: % with Disabling Condition by Source	UK: Adult with Disabling Condition	UK: Adult without Disabling Condition	UK: Total Adults	UK: % with Disabling Condition by Source
Earned Income	11	28	39	28.20 %	2	11	13	15.38 %	0	0	0	--
Supplemental Security Income (SSI)	16	28	44	36.36 %	0	0	0	--	0	0	0	--
Social Security Disability Insurance (SSDI)	29	34	63	46.03 %	0	0	0	--	0	0	0	--
VA Service-Connected Disability Compensation	0	0	0	--	0	0	0	--	0	0	0	--
Private Disability Insurance	0	0	0	--	0	0	0	--	0	0	0	--
Worker's Compensation	0	1	1	0.00 %	0	0	0	--	0	0	0	--
Temporary Assistance for Needy Families (TANF)	2	0	2	100.00 %	0	2	2	0.00 %	0	0	0	--
Retirement Income from Social Security	3	3	6	50.00 %	0	0	0	--	0	0	0	--
Pension or retirement income from a former job	0	2	2	0.00 %	0	0	0	--	0	0	0	--
Child Support	0	0	0	--	0	3	3	0.00 %	0	0	0	--
Other source	4	10	14	28.57 %	1	1	2	50.00 %	0	0	0	--
No Sources	40	69	109	36.69 %	2	6	8	25.00 %	0	0	0	--
Unduplicated Total Adults	98	159	257		5	20	25		0	0	0	

Q20a: Type of Non-Cash Benefit Sources

	Benefit at Start	Benefit at Latest Annual Assessment for Stayers	Benefit at Exit for Leavers
Supplemental Nutritional Assistance Program	214	0	148
WIC	6	0	2
TANF Child Care Services	2	0	0
TANF Transportation Services	0	0	0
Other TANF-Funded Services	0	0	0
Other Source	11	0	8

Q21: Health Insurance

	At Start	At Annual Assessment for Stayers	At Exit for Leavers
Medicaid	298	2	222
Medicare	85	1	65
State Children's Health Insurance Program	44	0	25
VA Medical Services	2	0	3
Employer Provided Health Insurance	10	0	10
Health Insurance Through COBRA	5	0	5
Private Pay Health Insurance	12	0	9
State Health Insurance for Adults	112	0	76
Indian Health Services Program	4	0	9
Other	12	0	7
No Health Insurance	61	0	36
Client Doesn't Know/Client Refused	3	0	1
Data Not Collected	185	23	74
Number of Stayers Not Yet Required to Have an Annual Assessment	0	229	0
1 Source of Health Insurance	324	1	202
More than 1 Source of Health Insurance	114	1	97

Q22a2: Length of Participation – ESG Projects

	Total	Leavers	Stayers
0 to 7 days	66	63	3
8 to 14 days	26	26	0
15 to 21 days	22	22	0
22 to 30 days	31	29	2
31 to 60 days	68	61	7
61 to 90 days	59	56	3
91 to 180 days	95	42	53
181 to 365 days	108	53	55
366 to 730 days (1-2 Yrs)	69	41	28
731 to 1,095 days (2-3 Yrs)	46	27	19
1,096 to 1,460 days (3-4 Yrs)	37	15	22
1,461 to 1,825 days (4-5 Yrs)	50	25	25
More than 1,825 days (> 5 Yrs)	71	21	50
Data Not Collected	0	0	0
Total	748	481	267

Q22c: Length of Time between Project Start Date and Housing Move-in Date

	Total	Without Children	With Children and Adults	With Only Children	Unknown Household Type
7 days or less	24	2	22	0	0
8 to 14 days	5	0	5	0	0
15 to 21 days	0	0	0	0	0
22 to 30 days	0	0	0	0	0
31 to 60 days	5	1	4	0	0
61 to 180 days	3	0	3	0	0
181 to 365 days	0	0	0	0	0
366 to 730 days (1-2 Yrs)	0	0	0	0	0
Total (persons moved into housing)	37	3	34	0	0
Average length of time to housing	7.51	19.00	16.56	--	--
Persons who were exited without move-in	4	4	0	0	0
Total persons	41	7	34	0	0

Q22d: Length of Participation by Household Type

	Total	Without Children	With Children and Adults	With Only Children	Unknown Household Type
7 days or less	41	41	0	0	0
8 to 14 days	26	26	0	0	0
15 to 21 days	22	22	0	0	0
22 to 30 days	31	26	5	0	0
31 to 60 days	68	60	8	0	0
61 to 90 days	59	51	8	0	0
91 to 180 days	95	77	18	0	0
181 to 365 days	108	68	40	0	0
366 to 730 days (1-2 Yrs)	69	57	12	0	0
731 to 1,095 days (2-3 Yrs)	46	45	0	0	1
1,096 to 1,460 days (3-4 Yrs)	37	36	0	0	1
1,461 to 1,825 days (4-5 Yrs)	50	43	0	0	7
More than 1,825 days (> 5 Yrs)	71	61	0	0	10
Data Not Collected	25	17	8	0	0
Total	748	630	99	0	19

Q22e: Length of Time Prior to Housing - based on 3.917 Date Homelessness Started

	Total	Without Children	With Children and Adults	With Only Children	Unknown Household Type
7 days or less	33	33	0	0	0
8 to 14 days	9	9	0	0	0
15 to 21 days	2	2	0	0	0
22 to 30 days	8	8	0	0	0
31 to 60 days	9	9	0	0	0
61 to 180 days	44	38	6	0	0
181 to 365 days	48	35	13	0	0
366 to 730 days (1-2 Yrs)	35	28	7	0	0
731 days or more	85	83	2	0	0
Total (persons moved into housing)	273	245	28	0	0
Not yet moved into housing	5	5	0	0	0
Data not collected	103	43	60	0	0
Total persons	381	293	88	0	0

Q23c: Exit Destination – All persons

	Total	Without Children	With Children and Adults	With Only Children	Unknown Household Type
Permanent Destinations	0	0	0	0	0
Moved from one HOPWA funded project to HOPWA PH	0	0	0	0	0
Owned by client, no ongoing housing subsidy	0	0	0	0	0
Owned by client, with ongoing housing subsidy	0	0	0	0	0
Rental by client, no ongoing housing subsidy	24	8	16	0	0
Rental by client, with VASH housing subsidy	1	1	0	0	0
Rental by client, with GPD TIP housing subsidy	0	0	0	0	0
Rental by client, with other ongoing housing subsidy	38	14	24	0	0
Permanent housing (other than RRH) for formerly homeless persons	3	3	0	0	0
Staying or living with family, permanent tenure	11	2	9	0	0
Staying or living with friends, permanent tenure	1	1	0	0	0
Rental by client, with RRH or equivalent subsidy	1	1	0	0	0
Rental by client, with HCV voucher (tenant or project based)	5	0	5	0	0
Rental by client in a public housing unit	1	1	0	0	0
Subtotal	85	31	54	0	0
Temporary Destinations	0	0	0	0	0
Emergency shelter, including hotel or motel paid for with emergency shelter voucher	20	20	0	0	0
Moved from one HOPWA funded project to HOPWA TH	0	0	0	0	0
Transitional housing for homeless persons (including homeless youth)	4	4	0	0	0
Staying or living with family, temporary tenure (e.g. room, apartment or house)	5	5	0	0	0
Staying or living with friends, temporary tenure (e.g. room, apartment or house)	3	3	0	0	0
Place not meant for habitation (e.g., a vehicle, an abandoned building, bus/train/subway station/airport or anywhere outside)	6	6	0	0	0
Safe Haven	1	1	0	0	0
Hotel or motel paid for without emergency shelter voucher	1	1	0	0	0
Host Home (non-crisis)	0	0	0	0	0
Subtotal	40	40	0	0	0
Institutional Settings	0	0	0	0	0
Foster care home or group foster care home	0	0	0	0	0
Psychiatric hospital or other psychiatric facility	3	3	0	0	0
Substance abuse treatment facility or detox center	3	3	0	0	0
Hospital or other residential non-psychiatric medical facility	6	6	0	0	0
Jail, prison, or juvenile detention facility	1	1	0	0	0
Long-term care facility or nursing home	2	2	0	0	0
Subtotal	15	15	0	0	0
Other Destinations	0	0	0	0	0
Residential project or halfway house with no homeless criteria	0	0	0	0	0
Deceased	2	2	0	0	0
Other	3	3	0	0	0
Client Doesn't Know/Client Refused	9	9	0	0	0
Data Not Collected (no exit interview completed)	327	322	0	0	5
Subtotal	341	336	0	0	5
Total	481	422	54	0	5
Total persons exiting to positive housing destinations	58	15	43	0	0
Total persons whose destinations excluded them from the calculation	5	5	0	0	0

	Total	Without Children	With Children and Adults	With Only Children	Unknown Household Type
Percentage	12.18 %	3.60 %	79.63 %	--	0.00 %

Q24: Homelessness Prevention Housing Assessment at Exit

	Total	Without Children	With Children and Adults	With Only Children	Unknown Household Type
Able to maintain the housing they had at project start--Without a subsidy	1	1	0	0	0
Able to maintain the housing they had at project start--With the subsidy they had at project start	10	6	4	0	0
Able to maintain the housing they had at project start--With an on-going subsidy acquired since project start	0	0	0	0	0
Able to maintain the housing they had at project start--Only with financial assistance other than a subsidy	0	0	0	0	0
Moved to new housing unit--With on-going subsidy	3	0	3	0	0
Moved to new housing unit--Without an on-going subsidy	1	0	1	0	0
Moved in with family/friends on a temporary basis	0	0	0	0	0
Moved in with family/friends on a permanent basis	0	0	0	0	0
Moved to a transitional or temporary housing facility or program	0	0	0	0	0
Client became homeless – moving to a shelter or other place unfit for human habitation	0	0	0	0	0
Client went to jail/prison	0	0	0	0	0
Client died	0	0	0	0	0
Client doesn't know/Client refused	0	0	0	0	0
Data not collected (no exit interview completed)	0	0	0	0	0
Total	18	7	11	0	0


Q25a: Number of Veterans

	Total	Without Children	With Children and Adults	Unknown Household Type
Chronically Homeless Veteran	6	6	0	0
Non-Chronically Homeless Veteran	20	20	0	0
Not a Veteran	638	595	43	0
Client Doesn't Know/Client Refused	4	4	0	0
Data Not Collected	5	5	0	0
Total	673	630	43	0

Q26b: Number of Chronically Homeless Persons by Household

	Total	Without Children	With Children and Adults	With Only Children	Unknown Household Type
Chronically Homeless	134	133	1	0	0
Not Chronically Homeless	371	257	98	0	16
Client Doesn't Know/Client Refused	2	2	0	0	0
Data Not Collected	241	238	0	0	3
Total	748	630	99	0	19

IDIS REPORT PR03



U.S. Department of Housing and Urban Development
 Office of Community Planning and Development
 Integrated Disbursement and Information System
 CDBG Activity Summary Report (GPR) for Program Year 2019
 NEWTON

Date: 26-Aug-2020
 Time: 9:54
 Page: 1

PGM Year: 1994
Project: 0002 - CONVERTED CDBG ACTIVITIES
IDIS Activity: 2 - CDBG COMMITTED FUNDS ADJUSTMENT

Status: Open 2/3/2003 12:00:00 AM
Location: ,

Objective:
Outcome:
Matrix Code: General Program Administration (21A) **National Objective:**

Initial Funding Date: 01/01/1994

Description:

Financing


	Fund Type	Grant Year	Grant	Funded Amount	Drawn In Program Year	Drawn Thru Program Year
CDBG	EN	Pre-2015		\$15,455,032.73	\$0.00	\$0.00
		1989	B89MC250019		\$0.00	\$1,842,000.00
		1990	B90MC250019		\$0.00	\$1,751,000.00
		1991	B91MC250019		\$0.00	\$1,951,000.00
		1992	B92MC250019		\$0.00	\$2,041,000.00
		1993	B93MC250019		\$0.00	\$2,286,000.00
		1994	B94MC250019		\$0.00	\$2,519,000.00
		1995	B95MC250019		\$0.00	\$2,803,000.00
		1996	B96MC250019		\$0.00	\$262,032.73
		2000	B00MC250019		\$0.00	\$0.00
Total	Total			\$15,455,032.73	\$0.00	\$15,455,032.73

Proposed Accomplishments

Actual Accomplishments

Number assisted:

	Owner		Renter		Total		Person	
	Total	Hispanic	Total	Hispanic	Total	Hispanic	Total	Hispanic
White:					0	0		
Black/African American:					0	0		
Asian:					0	0		
American Indian/Alaskan Native:					0	0		
Native Hawaiian/Other Pacific Islander:					0	0		
American Indian/Alaskan Native & White:					0	0		
Asian White:					0	0		
Black/African American & White:					0	0		
American Indian/Alaskan Native & Black/African American:					0	0		



U.S. Department of Housing and Urban Development
 Office of Community Planning and Development
 Integrated Disbursement and Information System
 CDBG Activity Summary Report (GPR) for Program Year 2019
 NEWTON

Date: 26-Aug-2020

Time: 9:54

Page: 2

Other multi-racial:	0	0							
Asian/Pacific Islander:	0	0							
Hispanic:	0	0							
Total:	0	0	0	0	0	0	0	0	0
Female-headed Households:	0								

Income Category:

	Owner	Renter	Total	Person
Extremely Low			0	
Low Mod			0	
Moderate			0	
Non Low Moderate			0	
Total	0	0	0	0
Percent Low/Mod				

Annual Accomplishments

No data returned for this view. This might be because the applied filter excludes all data.



U.S. Department of Housing and Urban Development
 Office of Community Planning and Development
 Integrated Disbursement and Information System
 CDBG Activity Summary Report (GPR) for Program Year 2019
 NEWTON

Date: 26-Aug-2020
 Time: 9:54
 Page: 3

PGM Year: 2014
Project: 0006 - HOUSING PROGRAM FUND
IDIS Activity: 3218 - Myrtle Village (12, 18-20 Curve Street)

Status: Completed 7/17/2019 12:00:00 AM
Location: 20 Curve St Newton, MA 02465-2207
Objective: Provide decent affordable housing
Outcome: Availability/accessibility
Matrix Code: Rehab; Multi-Unit Residential (14B) **National Objective:** LMH

Initial Funding Date: 03/27/2015

Description:

Myrtle Village, a mix of new construction and rehabilitation, involved the redevelopment of two existing homes, built in ca. 1880 and 1900, into 7 permanently affordable rental units with a total of 15 bedrooms; 2 units are affordable for households at 50% of area median income, 2 for households at 70% of area median income, and 3 for households at 85% of area median income. The first phase of the project (3 units) was complete in December 2016 and the second phase of the project (4 units) was completed in June 2019.

Financing

	Fund Type	Grant Year	Grant	Funded Amount	Drawn In Program Year	Drawn Thru Program Year
CDBG	EN	Pre-2015		\$597,021.72	\$0.00	\$0.00
		2013	B13MC250019		\$0.00	\$244,411.44
		2014	B14MC250019		\$0.00	\$352,610.28
	PI			\$8,641.14	\$0.00	\$8,641.14
Total	Total			\$605,662.86	\$0.00	\$605,662.86


Proposed Accomplishments

Housing Units : 7

Actual Accomplishments

Number assisted:

	Owner		Renter		Total		Person	
	Total	Hispanic	Total	Hispanic	Total	Hispanic	Total	Hispanic
White:	0	0	2	0	2	0	0	0
Black/African American:	0	0	4	0	4	0	0	0
Asian:	0	0	1	0	1	0	0	0
American Indian/Alaskan Native:	0	0	0	0	0	0	0	0
Native Hawaiian/Other Pacific Islander:	0	0	0	0	0	0	0	0
American Indian/Alaskan Native & White:	0	0	0	0	0	0	0	0
Asian White:	0	0	0	0	0	0	0	0
Black/African American & White:	0	0	0	0	0	0	0	0
American Indian/Alaskan Native & Black/African American:	0	0	0	0	0	0	0	0
Other multi-racial:	0	0	0	0	0	0	0	0



U.S. Department of Housing and Urban Development
 Office of Community Planning and Development
 Integrated Disbursement and Information System
 CDBG Activity Summary Report (GPR) for Program Year 2019
 NEWTON

Date: 26-Aug-2020
 Time: 9:54
 Page: 4

Asian/Pacific Islander:	0	0	0	0	0	0	0	0
Hispanic:	0	0	0	0	0	0	0	0
Total:	0	0	7	0	7	0	0	0
Female-headed Households:	0		0		0			

Income Category:

	Owner	Renter	Total	Person
Extremely Low	0	1	1	0
Low Mod	0	3	3	0
Moderate	0	3	3	0
Non Low Moderate	0	0	0	0
Total	0	7	7	0
Percent Low/Mod		100.0%	100.0%	

Annual Accomplishments

Years	Accomplishment Narrative	# Benefiting
2015	<p>Myrtle Village, a mix of new construction and rehabilitation, involved the redevelopment of two existing homes, built in ca. 1880 and 1900, into 7 permanently affordable rental units with a total of 15 bedrooms. Of the 7 units, 2 are affordable for households at 50% of area median income, 2 for households at 70% of area median income, and 3 for households at 85% of area median income; additionally, 1 unit will 504/ADA accessible. The first phase of the project (3 units) was completed in December 2016 and the second phase of the project (4 units) was completed in June 2019.</p> <p>Total Development Costs came to \$3,204,858, leveraging \$910,179 in Community Preservation Act (CPA) funds and \$1,351,000 in private resources.</p>	



U.S. Department of Housing and Urban Development
 Office of Community Planning and Development
 Integrated Disbursement and Information System
 CDBG Activity Summary Report (GPR) for Program Year 2019
 NEWTON

Date: 26-Aug-2020
 Time: 9:54
 Page: 5

PGM Year: 2014
Project: 0004 - TARGET NEIGHBORHOOD IMPROVEMENTS
IDIS Activity: 3374 - Newtonville Transportation Improvements and Tree Plantings

Status: Open
Location: 829 Washington St Newton, MA 02460-1625
Objective: Create suitable living environments
Outcome: Sustainability
Matrix Code: Other Public Improvements Not Listed in 03A-03S (03Z)
National Objective: LMA

Initial Funding Date: 03/24/2017

Description:

The scope of work includes the design, bid package, procurement, and installation of two (2) bus shelters at existing bus stops. Bus stops are located at the following locations: 1.) Watertown Street and Walnut Street and 2.) Washington Street and Craft Street.

Financing

	Fund Type	Grant Year	Grant	Funded Amount	Drawn In Program Year	Drawn Thru Program Year
CDBG	EN	Pre-2015		\$97,008.26	\$0.00	\$0.00
		2014	B14MC250019		\$2,390.00	\$23,383.26
Total	Total			\$97,008.26	\$2,390.00	\$23,383.26

Proposed Accomplishments

Public Facilities : 4
 Total Population in Service Area: 1,740
 Census Tract Percent Low / Mod: 34.20

Annual Accomplishments

No data returned for this view. This might be because the applied filter excludes all data.



U.S. Department of Housing and Urban Development
 Office of Community Planning and Development
 Integrated Disbursement and Information System
 CDBG Activity Summary Report (GPR) for Program Year 2019
 NEWTON

Date: 26-Aug-2020
 Time: 9:54
 Page: 6

PGM Year: 2017
Project: 0003 - HOUSING PROGRAM DELIVERY
IDIS Activity: 3384 - Housing Program Delivery

Status: Completed 1/16/2020 12:00:00 AM
Location: 1000 Commonwealth Ave Newton, MA 02459-1449

Objective: Provide decent affordable housing
Outcome: Sustainability
Matrix Code: Rehabilitation Administration (14H) **National Objective:** LMC

Initial Funding Date: 11/14/2017

Description:
 Funds used to provide administrative services in the support of developing new affordable housing and the rehabilitation and preservation of existing affordable housing.

Financing

	Fund Type	Grant Year	Grant	Funded Amount	Drawn In Program Year	Drawn Thru Program Year
CDBG	EN	2017	B17MC250019	\$144,380.52	\$0.00	\$144,380.52
	PI			\$98,564.09	\$0.00	\$98,564.09
Total	Total			\$242,944.61	\$0.00	\$242,944.61

Proposed Accomplishments

Housing Units : 4

Actual Accomplishments

Number assisted:

	Owner		Renter		Total		Person	
	Total	Hispanic	Total	Hispanic	Total	Hispanic	Total	Hispanic
White:	1	0	0	0	1	0	0	0
Black/African American:	0	0	0	0	0	0	0	0
Asian:	0	0	0	0	0	0	0	0
American Indian/Alaskan Native:	0	0	0	0	0	0	0	0
Native Hawaiian/Other Pacific Islander:	0	0	0	0	0	0	0	0
American Indian/Alaskan Native & White:	0	0	0	0	0	0	0	0
Asian White:	0	0	0	0	0	0	0	0
Black/African American & White:	0	0	0	0	0	0	0	0
American Indian/Alaskan Native & Black/African American:	0	0	0	0	0	0	0	0
Other multi-racial:	0	0	0	0	0	0	0	0
Asian/Pacific Islander:	0	0	0	0	0	0	0	0
Hispanic:	0	0	0	0	0	0	0	0
Total:	1	0	0	0	1	0	0	0

Female-headed Households:

0 107 0 0



U.S. Department of Housing and Urban Development
Office of Community Planning and Development
Integrated Disbursement and Information System
CDBG Activity Summary Report (GPR) for Program Year 2019
NEWTON

Date: 26-Aug-2020
Time: 9:54
Page: 7

Income Category:

	Owner	Renter	Total	Person
Extremely Low	0	0	0	0
Low Mod	0	0	0	0
Moderate	1	0	1	0
Non Low Moderate	0	0	0	0
Total	1	0	1	0
Percent Low/Mod	100.0%		100.0%	

Annual Accomplishments

Years	Accomplishment Narrative	# Benefitting
2017	Team worked together to set up 5 cases in during FY18 (all closed closed) The projects consisted of 3 non-profits (IDIS #3373,3323 and 3281) and 2 Homeowner (IDIS #3350 and 3377). The scope of work that was done to the non-profits involved the replacement of a roof, bathroom rehab, and accessibility for low-to-moderate income disabled tenants. The scope of work for the 2 homeowners consisted of the replacement of a heating system, de-leading and a new egress.	



U.S. Department of Housing and Urban Development
 Office of Community Planning and Development
 Integrated Disbursement and Information System
 CDBG Activity Summary Report (GPR) for Program Year 2019
 NEWTON

Date: 26-Aug-2020
 Time: 9:54
 Page: 8

PGM Year: 2017
Project: 0001 - HOUSING REHABILITATION AND DEVELOPMENT PROGRAM FUND (CDBG)
IDIS Activity: 3385 - Housing Development and Rehabilitation Program Fund

Status: Canceled 3/31/2020 12:00:00 AM **Objective:** Provide decent affordable housing
Location: 1000 Commonwealth Ave Newton, MA 02459-1449 **Outcome:** Affordability
Matrix Code: Rehab; Single-Unit Residential (14A) **National Objective:** LMH

Initial Funding Date: 11/14/2017

Description:

CDBG funds will be used for rehabilitation of owner-occupied condominium units and rental units owned by the Newton Housing Authority and nonprofit affordable housing development organizations and providers - placeholderfunding pool for housing rehabilitation and development activities.

Financing

No data returned for this view. This might be because the applied filter excludes all data.

Proposed Accomplishments

Housing Units : 4

Actual Accomplishments

Number assisted:

	Owner		Renter		Total		Person	
	Total	Hispanic	Total	Hispanic	Total	Hispanic	Total	Hispanic
White:	0	0	0	0	0	0		0
Black/African American:	0	0	0	0	0	0	0	0
Asian:	0	0	0	0	0	0	0	0
American Indian/Alaskan Native:	0	0	0	0	0	0	0	0
Native Hawaiian/Other Pacific Islander:	0	0	0	0	0	0	0	0
American Indian/Alaskan Native & White:	0	0	0	0	0	0	0	0
Asian White:	0	0	0	0	0	0	0	0
Black/African American & White:	0	0	0	0	0	0	0	0
American Indian/Alaskan Native & Black/African American:	0	0	0	0	0	0	0	0
Other multi-racial:	0	0	0	0	0	0	0	0
Asian/Pacific Islander:	0	0	0	0	0	0	0	0



U.S. Department of Housing and Urban Development
 Office of Community Planning and Development
 Integrated Disbursement and Information System
 CDBG Activity Summary Report (GPR) for Program Year 2019
 NEWTON

Date: 26-Aug-2020

Time: 9:54

Page: 9

Hispanic:	0	0	0	0	0	0	0	0
Total:	0	0	0	0	0	0	0	0
Female-headed Households:	0		0		0			

Income Category:

	Owner	Renter	Total	Person
Extremely Low	0	0	0	0
Low Mod	0	0	0	0
Moderate	0	0	0	0
Non Low Moderate	0	0	0	0
Total	0	0	0	0
Percent Low/Mod				

Annual Accomplishments

No data returned for this view. This might be because the applied filter excludes all data.



U.S. Department of Housing and Urban Development
 Office of Community Planning and Development
 Integrated Disbursement and Information System
 CDBG Activity Summary Report (GPR) for Program Year 2019
 NEWTON

Date: 26-Aug-2020
 Time: 9:54
 Page: 10

PGM Year: 2017
Project: 0002 - HOUSING PROGRAM REVOLVING LOAN FUND
IDIS Activity: 3386 - Housing Rehabilitation Revolving Loan Fund

Status: Canceled 10/16/2019 12:00:00 AM **Objective:** Provide decent affordable housing
Location: 1000 Commonwealth Ave Newton, MA 02459-1449 **Outcome:** Sustainability
Matrix Code: Rehab; Single-Unit Residential (14A) **National Objective:** LMH

Initial Funding Date: 11/14/2017

Description:

Placeholder activity to hold repayments from prior housing rehabilitation loans for new housing rehabilitation projects.

Financing

No data returned for this view. This might be because the applied filter excludes all data.

Proposed Accomplishments

Housing Units : 4

Actual Accomplishments

Number assisted:

	Owner		Renter		Total		Person	
	Total	Hispanic	Total	Hispanic	Total	Hispanic	Total	Hispanic
White:	0	0	0	0	0	0		0
Black/African American:	0	0	0	0	0	0	0	0
Asian:	0	0	0	0	0	0	0	0
American Indian/Alaskan Native:	0	0	0	0	0	0	0	0
Native Hawaiian/Other Pacific Islander:	0	0	0	0	0	0	0	0
American Indian/Alaskan Native & White:	0	0	0	0	0	0	0	0
Asian White:	0	0	0	0	0	0	0	0
Black/African American & White:	0	0	0	0	0	0	0	0
American Indian/Alaskan Native & Black/African American:	0	0	0	0	0	0	0	0
Other multi-racial:	0	0	0	0	0	0	0	0
Asian/Pacific Islander:	0	0	0	0	0	0	0	0



U.S. Department of Housing and Urban Development
 Office of Community Planning and Development
 Integrated Disbursement and Information System
 CDBG Activity Summary Report (GPR) for Program Year 2019
 NEWTON

Date: 26-Aug-2020

Time: 9:54

Page: 11


Hispanic:	0	0	0	0	0	0	0	0
Total:	0	0	0	0	0	0	0	0
Female-headed Households:	0		0		0			

Income Category:

	Owner	Renter	Total	Person
Extremely Low	0	0	0	0
Low Mod	0	0	0	0
Moderate	0	0	0	0
Non Low Moderate	0	0	0	0
Total	0	0	0	0
Percent Low/Mod				

Annual Accomplishments

No data returned for this view. This might be because the applied filter excludes all data.



U.S. Department of Housing and Urban Development
 Office of Community Planning and Development
 Integrated Disbursement and Information System
 CDBG Activity Summary Report (GPR) for Program Year 2019
 NEWTON

Date: 26-Aug-2020
 Time: 9:54
 Page: 12

PGM Year: 2017
Project: 0001 - HOUSING REHABILITATION AND DEVELOPMENT PROGRAM FUND (CDBG)
IDIS Activity: 3436 - 83-85 West Street

Status: Completed 6/29/2020 12:00:00 AM
Location: 83 West St Newton, MA 02458-1349
Objective: Provide decent affordable housing
Outcome: Affordability
Matrix Code: Acquisition for Rehabilitation (14G) **National Objective:** LMH

Initial Funding Date: 11/28/2017

Description:

The project at 83-85 West Street includes the rehabilitation and mortgage buydown of an existing two-family home in the Nonantum village of Newton, MA. The Newton Housing Authority purchased the property following the Newton Community Development Authority's assignment of their First Right of Refusal and is requesting a total of \$572,877 in CDBG funds: \$222,877 to refinance acquisition costs and \$350,000 to fund necessary rehabilitation work. Rehabilitation will be fairly substantial, involving requiring extensive exterior building envelope repairs, interior building repairs, replacement of the mechanical, plumbing and electrical systems and post-compliance lead testing.

Financing

	Fund Type	Grant Year	Grant	Funded Amount	Drawn In Program Year	Drawn Thru Program Year
CDBG	EN	2015	B15MC250019	\$310,543.02	\$0.00	\$310,543.02
		2017	B17MC250019	\$66,342.32	\$2,081.82	\$66,342.32
	RL			\$339,084.66	\$0.00	\$339,084.66
Total	Total			\$715,970.00	\$2,081.82	\$715,970.00

Proposed Accomplishments

Housing Units : 2

Actual Accomplishments

Number assisted:

	Owner		Renter		Total		Person	
	Total	Hispanic	Total	Hispanic	Total	Hispanic	Total	Hispanic
White:	0	0	1	1	1	1	0	0
Black/African American:	0	0	0	0	0	0	0	0
Asian:	0	0	1	0	1	0	0	0
American Indian/Alaskan Native:	0	0	0	0	0	0	0	0
Native Hawaiian/Other Pacific Islander:	0	0	0	0	0	0	0	0
American Indian/Alaskan Native & White:	0	0	0	0	0	0	0	0
Asian White:	0	0	0	0	0	0	0	0
Black/African American & White:	0	0	0	0	0	0	0	0
American Indian/Alaskan Native & Black/African American:	0	0	0	0	0	0	0	0
Other multi-racial:	0	0	0	0	0	0	0	0
Asian/Pacific Islander:	0	0	113	0	0	0	0	0



U.S. Department of Housing and Urban Development
 Office of Community Planning and Development
 Integrated Disbursement and Information System
 CDBG Activity Summary Report (GPR) for Program Year 2019
 NEWTON

Date: 26-Aug-2020
 Time: 9:54
 Page: 13


Hispanic:	0	0	0	0	0	0	0	0	0
Total:	0	0	2	1	2	1	0	0	0
Female-headed Households:	0		1		1				

Income Category:

	Owner	Renter	Total	Person
Extremely Low	0	0	0	0
Low Mod	0	2	2	0
Moderate	0	0	0	0
Non Low Moderate	0	0	0	0
Total	0	2	2	0
Percent Low/Mod		100.0%	100.0%	

Annual Accomplishments

Years	Accomplishment Narrative	# Benefitting
2020		



U.S. Department of Housing and Urban Development
 Office of Community Planning and Development
 Integrated Disbursement and Information System
 CDBG Activity Summary Report (GPR) for Program Year 2019
 NEWTON

Date: 26-Aug-2020
 Time: 9:54
 Page: 14

PGM Year: 2017
Project: 0001 - HOUSING REHABILITATION AND DEVELOPMENT PROGRAM FUND (CDBG)
IDIS Activity: 3437 - 236 Auburn Street

Status: Completed 7/9/2020 12:00:00 AM **Objective:** Provide decent affordable housing
Location: 236 Auburn St Newton, MA 02466-2407 **Outcome:** Affordability
Matrix Code: Acquisition for Rehabilitation (14G) **National Objective:** LMH

Initial Funding Date: 03/27/2018

Description:

Also CD16-D1ACD17-D1ACD18-D1A and HM18-06BHM17-06BHM15-06G.
 Project Sponsor, Citizens for Affordable Housing in Newton Development Organization (CAN-DO, Inc.), newly affiliated with Metro West Collaborative Development, proposes to create eight units of affordable rental housing through the acquisition and rehabilitation of a three-family house converted to a single-family house, and the construction of a two-family modular home and 2,493 square foot congregate house at 236 Auburn Street in the village of Auburndale. The project consists of one 2-BR and two 3-BR units, affordable to households earning at or below 60% of Area Median Income (AMI) and a 5-BR congregate home for severely disabled adults individuals, affordable to households at 30% AMI. Two units will be HOME Assisted.

Financing

	Fund Type	Grant Year	Grant	Funded Amount	Drawn In Program Year	Drawn Thru Program Year
CDBG	EN	2015	B15MC250019	\$8,480.91	\$695.00	\$8,480.91
		2016	B16MC250019	\$595,430.87	\$8,676.00	\$595,430.87
		2017	B17MC250019	\$572,510.75	\$143,634.78	\$572,510.75
		2018	B18MC250019	\$2,658.62	\$0.00	\$2,658.62
Total	Total			\$1,179,081.15	\$153,005.78	\$1,179,081.15


Proposed Accomplishments

Housing Units : 8

Actual Accomplishments

Number assisted:

	Owner		Renter		Total		Person	
	Total	Hispanic	Total	Hispanic	Total	Hispanic	Total	Hispanic
White:	0	0	4	2	4	2	0	0
Black/African American:	0	0	0	0	0	0	0	0
Asian:	0	0	0	0	0	0	0	0
American Indian/Alaskan Native:	0	0	0	0	0	0	0	0
Native Hawaiian/Other Pacific Islander:	0	0	0	0	0	0	0	0
American Indian/Alaskan Native & White:	0	0	0	0	0	0	0	0
Asian White:	0	0	0	0	0	0	0	0
Black/African American & White:	0	0	0	0	0	0	0	0
American Indian/Alaskan Native & Black/African American:	0	0	0	0	0	0	0	0



U.S. Department of Housing and Urban Development
 Office of Community Planning and Development
 Integrated Disbursement and Information System
 CDBG Activity Summary Report (GPR) for Program Year 2019
 NEWTON

Date: 26-Aug-2020
 Time: 9:54
 Page: 15

Other multi-racial:	0	0	0	0	0	0	0	0
Asian/Pacific Islander:	0	0	0	0	0	0	0	0
Hispanic:	0	0	0	0	0	0	0	0
Total:	0	0	4	2	4	2	0	0
Female-headed Households:	0		2		2			

Income Category:

	Owner	Renter	Total	Person
Extremely Low	0	1	1	0
Low Mod	0	0	0	0
Moderate	0	3	3	0
Non Low Moderate	0	0	0	0
Total	0	4	4	0
Percent Low/Mod		100.0%	100.0%	

Annual Accomplishments

Years	Accomplishment Narrative	# Benefiting
2020		



U.S. Department of Housing and Urban Development
 Office of Community Planning and Development
 Integrated Disbursement and Information System
 CDBG Activity Summary Report (GPR) for Program Year 2019
 NEWTON

Date: 26-Aug-2020
 Time: 9:54
 Page: 16

PGM Year: 2018
Project: 0003 - HOUSING PROGRAM DELIVERY
IDIS Activity: 3462 - Housing Program Delivery

Status: Completed 5/18/2020 12:00:00 AM
Location: 1000 Commonwealth Ave Newton, MA 02459-1449

Objective: Provide decent affordable housing
Outcome: Affordability
Matrix Code: Rehabilitation Administration (14H) **National Objective:** LMH

Initial Funding Date: 09/25/2018

Description:
 Funds used to provide administrative services in the support of developing new affordable housing and the rehabilitation and preservation of existing affordable housing.

Financing

	Fund Type	Grant Year	Grant	Funded Amount	Drawn In Program Year	Drawn Thru Program Year
CDBG	EN	2018	B18MC250019	\$157,028.28	\$0.00	\$157,028.28
	PI			\$77,449.44	\$0.00	\$77,449.44
Total	Total			\$234,477.72	\$0.00	\$234,477.72

Proposed Accomplishments

Housing Units : 5


Actual Accomplishments

Number assisted:

	Owner		Renter		Total		Person	
	Total	Hispanic	Total	Hispanic	Total	Hispanic	Total	Hispanic
White:	1	0	0	0	1	0	0	0
Black/African American:	0	0	0	0	0	0	0	0
Asian:	0	0	0	0	0	0	0	0
American Indian/Alaskan Native:	0	0	0	0	0	0	0	0
Native Hawaiian/Other Pacific Islander:	0	0	0	0	0	0	0	0
American Indian/Alaskan Native & White:	0	0	0	0	0	0	0	0
Asian White:	0	0	0	0	0	0	0	0
Black/African American & White:	0	0	0	0	0	0	0	0
American Indian/Alaskan Native & Black/African American:	0	0	0	0	0	0	0	0
Other multi-racial:	0	0	0	0	0	0	0	0
Asian/Pacific Islander:	0	0	0	0	0	0	0	0
Hispanic:	0	0	0	0	0	0	0	0
Total:	1	0	0	0	1	0	0	0

Female-headed Households:

0 117 0 0



U.S. Department of Housing and Urban Development
Office of Community Planning and Development
Integrated Disbursement and Information System
CDBG Activity Summary Report (GPR) for Program Year 2019
NEWTON

Date: 26-Aug-2020
Time: 9:54
Page: 17

Income Category:

	Owner	Renter	Total	Person
Extremely Low	0	0	0	0
Low Mod	1	0	1	0
Moderate	0	0	0	0
Non Low Moderate	0	0	0	0
Total	1	0	1	0
Percent Low/Mod	100.0%		100.0%	

Annual Accomplishments

Years	Accomplishment Narrative	# Benefitting
2019	Team worked together to set up 2 cases in during FY19 (all closed closed) The projects consisted of 1 nom-profit (IDIS #3438) and 1 Homeowner (IDIS #3444). The scope of work that was done to the non-profit involved the replacement of kitchen cabinets, bathroom rehab, floor refinishing, and painting. for low-to-moderate income tenants. The scope of work for the 1 homeowners consisted of the replacement of a heating system and de-leading.	



U.S. Department of Housing and Urban Development
 Office of Community Planning and Development
 Integrated Disbursement and Information System
 CDBG Activity Summary Report (GPR) for Program Year 2019
 NEWTON

Date: 26-Aug-2020
 Time: 9:54
 Page: 18

PGM Year: 2018
Project: 0001 - HOUSING REHABILITATION AND DEVELOPMENT PROGRAM FUND
IDIS Activity: 3463 - Housing Development and Rehabilitation Program Fund

Status: Canceled 4/15/2020 12:00:00 AM **Objective:** Create suitable living environments
Location: 1000 Commonwealth Ave Newton, MA 02459-1449 **Outcome:** Availability/accessibility
Matrix Code: Rehab; Single-Unit Residential (14A) **National Objective:** LMH

Initial Funding Date: 09/25/2018

Description:
 CDBG funds will be used for rehabilitation of owner-occupied condominium units and rental units owned by the Newton Housing Authority and nonprofit affordable housing development organizations and providers - placeholderfunding pool for housing rehabilitation and development activities.

Financing
 No data returned for this view. This might be because the applied filter excludes all data.


Proposed Accomplishments

Housing Units : 3

Actual Accomplishments

Number assisted:

	Owner		Renter		Total		Person	
	Total	Hispanic	Total	Hispanic	Total	Hispanic	Total	Hispanic
White:	0	0	0	0	0	0		0
Black/African American:	0	0	0	0	0	0	0	0
Asian:	0	0	0	0	0	0	0	0
American Indian/Alaskan Native:	0	0	0	0	0	0	0	0
Native Hawaiian/Other Pacific Islander:	0	0	0	0	0	0	0	0
American Indian/Alaskan Native & White:	0	0	0	0	0	0	0	0
Asian White:	0	0	0	0	0	0	0	0
Black/African American & White:	0	0	0	0	0	0	0	0
American Indian/Alaskan Native & Black/African American:	0	0	0	0	0	0	0	0
Other multi-racial:	0	0	0	0	0	0	0	0
Asian/Pacific Islander:	0	0	0	0	0	0	0	0



U.S. Department of Housing and Urban Development
 Office of Community Planning and Development
 Integrated Disbursement and Information System
 CDBG Activity Summary Report (GPR) for Program Year 2019
 NEWTON

Date: 26-Aug-2020
 Time: 9:54
 Page: 19

Hispanic:	0	0	0	0	0	0	0	0	0
Total:	0	0	0	0	0	0	0	0	0

Female-headed Households: 0 0 0 0 0 0 0 0 0 0

Income Category:

	Owner	Renter	Total	Person
Extremely Low	0	0	0	0
Low Mod	0	0	0	0
Moderate	0	0	0	0
Non Low Moderate	0	0	0	0
Total	0	0	0	0
Percent Low/Mod				

Annual Accomplishments

No data returned for this view. This might be because the applied filter excludes all data.



U.S. Department of Housing and Urban Development
 Office of Community Planning and Development
 Integrated Disbursement and Information System
 CDBG Activity Summary Report (GPR) for Program Year 2019
 NEWTON

Date: 26-Aug-2020
 Time: 9:54
 Page: 20

PGM Year: 2018
Project: 0002 - HOUSING PROGRAM REVOLVING LOAN FUND
IDIS Activity: 3464 - Housing Rehabilitation Revolving Loan Fund

Status: Open
Location: 1000 Commonwealth Ave Newton, MA 02459-1449
Objective: Create suitable living environments
Outcome: Sustainability
Matrix Code: Rehab; Single-Unit Residential (14A) **National Objective:** LMH

Initial Funding Date: 11/19/2018

Description:

Placeholder activity to hold repayments from prior housing rehabilitation loans for new housing rehabilitation projects of income-eligible homeowners or non-profit affordable housing. (Program Income received as PI.)

Financing

	Fund Type	Grant Year	Grant	Funded Amount	Drawn In Program Year	Drawn Thru Program Year
CDBG	EN	2018	B18MC250019	\$40,624.03	\$0.00	\$0.00
Total	Total			\$40,624.03	\$0.00	\$0.00


Proposed Accomplishments

Housing Units : 5

Actual Accomplishments

Number assisted:

	Owner		Renter		Total		Person	
	Total	Hispanic	Total	Hispanic	Total	Hispanic	Total	Hispanic
White:	0	0	0	0	0	0		0
Black/African American:	0	0	0	0	0	0	0	0
Asian:	0	0	0	0	0	0	0	0
American Indian/Alaskan Native:	0	0	0	0	0	0	0	0
Native Hawaiian/Other Pacific Islander:	0	0	0	0	0	0	0	0
American Indian/Alaskan Native & White:	0	0	0	0	0	0	0	0
Asian White:	0	0	0	0	0	0	0	0
Black/African American & White:	0	0	0	0	0	0	0	0
American Indian/Alaskan Native & Black/African American:	0	0	0	0	0	0	0	0
Other multi-racial:	0	0	0	0	0	0	0	0
Asian/Pacific Islander:	0	0	0	0	0	0	0	0
Hispanic:	0	0	0	0	0	0	0	0
Total:	0	0	0	0	0	0	0	0
Female-headed Households:	0		0		0			



U.S. Department of Housing and Urban Development
Office of Community Planning and Development
Integrated Disbursement and Information System
CDBG Activity Summary Report (GPR) for Program Year 2019
NEWTON

Date: 26-Aug-2020

Time: 9:54


Page: 21

Income Category:

	Owner	Renter	Total	Person
Extremely Low	0	0	0	0
Low Mod	0	0	0	0
Moderate	0	0	0	0
Non Low Moderate	0	0	0	0
Total	0	0	0	0
Percent Low/Mod				

Annual Accomplishments

No data returned for this view. This might be because the applied filter excludes all data.



U.S. Department of Housing and Urban Development
 Office of Community Planning and Development
 Integrated Disbursement and Information System
 CDBG Activity Summary Report (GPR) for Program Year 2019
 NEWTON

Date: 26-Aug-2020
 Time: 9:54
 Page: 22

PGM Year: 2018
Project: 0005 - ACCESSIBILITY IMPROVEMENTS - CITY HALL FIRST FLOOR ADA ACCESSIBLE BATHROOM
IDIS Activity: 3465 - City Hall Accessible Bathroom

Status: Completed 9/27/2019 12:00:00 AM
Location: 1000 Commonwealth Ave Newton, MA 02459-1449
Objective: Create suitable living environments
Outcome: Availability/accessibility
Matrix Code: Other Public Improvements Not Listed
National Objective: LMC in 03A-03S (03Z)

Initial Funding Date: 09/25/2018

Description:

In partnership with the Newton Department of Public Buildings and the Commission on Disability, the City undertook the installation of a wheelchair-accessible, single-use toilet room on the first floor of Newton City Hall, in the former Department of Public Works' office space.

Financing

	Fund Type	Grant Year	Grant	Funded Amount	Drawn In Program Year	Drawn Thru Program Year
CDBG	EN	2015	B15MC250019	\$1,376.13	\$0.00	\$1,376.13
		2016	B16MC250019	\$8,446.20	\$0.00	\$8,446.20
		2018	B18MC250019	\$79,836.45	\$8,000.00	\$79,836.45
Total	Total			\$89,658.78	\$8,000.00	\$89,658.78


Proposed Accomplishments

Public Facilities : 1

Actual Accomplishments

Number assisted:

	Owner		Renter		Total		Person	
	Total	Hispanic	Total	Hispanic	Total	Hispanic	Total	Hispanic
White:	0	0	0	0	0	0	5,181	241
Black/African American:	0	0	0	0	0	0	218	7
Asian:	0	0	0	0	0	0	957	1
American Indian/Alaskan Native:	0	0	0	0	0	0	7	2
Native Hawaiian/Other Pacific Islander:	0	0	0	0	0	0	1	0
American Indian/Alaskan Native & White:	0	0	0	0	0	0	0	0
Asian White:	0	0	0	0	0	0	0	0
Black/African American & White:	0	0	0	0	0	0	0	0
American Indian/Alaskan Native & Black/African American:	0	0	0	0	0	0	0	0
Other multi-racial:	0	0	0	0	0	0	333	117
Asian/Pacific Islander:	0	0	0	0	0	0	0	0
Hispanic:	0	0	0	0	0	0	0	0
Total:	0	0	123	0	0	0	6,697	368



U.S. Department of Housing and Urban Development
 Office of Community Planning and Development
 Integrated Disbursement and Information System
 CDBG Activity Summary Report (GPR) for Program Year 2019
 NEWTON

Date: 26-Aug-2020
 Time: 9:54
 Page: 23

Female-headed Households: 0 0 0

Income Category:

	Owner	Renter	Total	Person
Extremely Low	0	0	0	0
Low Mod	0	0	0	6,697
Moderate	0	0	0	0
Non Low Moderate	0	0	0	0
Total	0	0	0	6,697
Percent Low/Mod				100.0%

Annual Accomplishments

Years	Accomplishment Narrative	# Benefitting
2019	In partnership with the Department of Public Buildings and the Commission on Disability, the City undertook the installation of a wheelchair-accessible, single-use toilet room on the first floor of City Hall, in the former space occupied by the Department of Public Works. Scope of work included the installation of new walls, soundproof walls, fixtures, and automated door, plumbing, and electrical and wiring work. As stated by the Commission on Disability, City Hall is the "People's House" for Newton residents. The first floor of City Hall is a very busy place where residents and visitors alike are welcomed to register to vote, to get married, to pay city bills such as water, sewer, real estate and excise taxes, and parking tickets, to obtain building permits, to attend a City Council meeting, or to serve on one of the eighty boards and commissions. Prior to the completion of the project, the first floor of City Hall did not have a fully accessible toilet room due to the constraints of the existing men's and women's toilet rooms, with only some accessible features installed. The new single-use, unisex, wheelchair-accessible toilet room provided the needed access and mobility for the elderly and severely disabled adults who often visit City Hall to conduct their daily business as residents.	



U.S. Department of Housing and Urban Development
 Office of Community Planning and Development
 Integrated Disbursement and Information System
 CDBG Activity Summary Report (GPR) for Program Year 2019
 NEWTON

Date: 26-Aug-2020
 Time: 9:54
 Page: 24

PGM Year: 2018
Project: 0004 - PUBLIC SERVICES
IDIS Activity: 3481 - Human Services Program Income Reserve

Status: Canceled 9/18/2019 12:00:00 AM
Location: 1000 Commonwealth Ave Newton, MA 02459-1449

Objective: Create suitable living environments
Outcome: Sustainability
Matrix Code: Other Public Services Not Listed in
 05A-05Y, 03T (05Z)

National Objective: LMC

Initial Funding Date: 11/19/2018

Description:

15% of Housing Rehabilitation Loan Repayments collected in FY19 are reserved as Program Income (PI) to fund FY20 public service projects.
 Placeholder activity.
 Total collected in FY19 was \$30,453.37.

Financing

No data returned for this view. This might be because the applied filter excludes all data.

Proposed Accomplishments

People (General) : 1

Actual Accomplishments

Number assisted:

	Owner		Renter		Total		Person	
	Total	Hispanic	Total	Hispanic	Total	Hispanic	Total	Hispanic
White:	0	0	0	0	0	0		0
Black/African American:	0	0	0	0	0	0	0	0
Asian:	0	0	0	0	0	0	0	0
American Indian/Alaskan Native:	0	0	0	0	0	0	0	0
Native Hawaiian/Other Pacific Islander:	0	0	0	0	0	0	0	0
American Indian/Alaskan Native & White:	0	0	0	0	0	0	0	0
Asian White:	0	0	0	0	0	0	0	0
Black/African American & White:	0	0	0	0	0	0	0	0
American Indian/Alaskan Native & Black/African American:	0	0	0	0	0	0	0	0
Other multi-racial:	0	0	0	0	0	0	0	0



U.S. Department of Housing and Urban Development
 Office of Community Planning and Development
 Integrated Disbursement and Information System
 CDBG Activity Summary Report (GPR) for Program Year 2019
 NEWTON

Date: 26-Aug-2020

Time: 9:54

Page: 25

Asian/Pacific Islander:	0	0	0	0	0	0	0	0
Hispanic:	0	0	0	0	0	0	0	0
Total:	0	0	0	0	0	0	0	0
Female-headed Households:	0		0		0			

Income Category:

	Owner	Renter	Total	Person
Extremely Low	0	0	0	0
Low Mod	0	0	0	0
Moderate	0	0	0	0
Non Low Moderate	0	0	0	0
Total	0	0	0	0
Percent Low/Mod				

Annual Accomplishments

No data returned for this view. This might be because the applied filter excludes all data.



U.S. Department of Housing and Urban Development
 Office of Community Planning and Development
 Integrated Disbursement and Information System
 CDBG Activity Summary Report (GPR) for Program Year 2019
 NEWTON

Date: 26-Aug-2020
 Time: 9:54
 Page: 26

PGM Year: 2018
Project: 0006 - PROGRAM MANAGEMENT
IDIS Activity: 3482 - Program Administration

Status: Completed 9/3/2019 12:00:00 AM
Location: ,

Objective:
Outcome:
Matrix Code: General Program Administration (21A) **National Objective:**

Initial Funding Date: 09/25/2018

Description:

Funds for the overall management of Newton's CDBG program.
 Also includes 20% of the current year's program income.

Financing

	Fund Type	Grant Year	Grant	Funded Amount	Drawn In Program Year	Drawn Thru Program Year
CDBG	EN	2018	B18MC250019	\$383,015.12	\$0.00	\$383,015.12
	PI			\$40,604.51	\$0.00	\$40,604.51
Total	Total			\$423,619.63	\$0.00	\$423,619.63

Proposed Accomplishments

Actual Accomplishments

Number assisted:

	Owner		Renter		Total		Person	
	Total	Hispanic	Total	Hispanic	Total	Hispanic	Total	Hispanic
White:					0	0		
Black/African American:					0	0		
Asian:					0	0		
American Indian/Alaskan Native:					0	0		
Native Hawaiian/Other Pacific Islander:					0	0		
American Indian/Alaskan Native & White:					0	0		
Asian White:					0	0		
Black/African American & White:					0	0		
American Indian/Alaskan Native & Black/African American:					0	0		
Other multi-racial:					0	0		
Asian/Pacific Islander:					0	0		
Hispanic:					0	0		
Total:	0	0	0	0	0	0	0	0
Female-headed Households:					0			



U.S. Department of Housing and Urban Development
Office of Community Planning and Development
Integrated Disbursement and Information System
CDBG Activity Summary Report (GPR) for Program Year 2019
NEWTON

Date: 26-Aug-2020

Time: 9:54

Page: 27

Income Category:

	Owner	Renter	Total	Person
Extremely Low			0	
Low Mod			0	
Moderate			0	
Non Low Moderate			0	
Total	0	0	0	0
Percent Low/Mod				

Annual Accomplishments

No data returned for this view. This might be because the applied filter excludes all data.



U.S. Department of Housing and Urban Development
 Office of Community Planning and Development
 Integrated Disbursement and Information System
 CDBG Activity Summary Report (GPR) for Program Year 2019
 NEWTON

Date: 26-Aug-2020
 Time: 9:54
 Page: 28

PGM Year: 2018
Project: 0001 - HOUSING REHABILITATION AND DEVELOPMENT PROGRAM FUND
IDIS Activity: 3484 - Contingencies

Status: Open
Location: 1000 Commonwealth Ave Newton, MA 02459-1449
Objective: Create suitable living environments
Outcome: Availability/accessibility
Matrix Code: Other Public Improvements Not Listed
National Objective: LMC in 03A-03S (03Z)

Initial Funding Date: 06/28/2019

Description:
 Contingency Pool for cost overruns for Neighborhood Improvement, Access and Housing projects- expenditures and accomplishments to be reported in other activities.

Financing

	Fund Type	Grant Year	Grant	Funded Amount	Drawn In Program Year	Drawn Thru Program Year
CDBG	EN	2018	B18MC250019	\$453.37	\$0.00	\$0.00
Total	Total			\$453.37	\$0.00	\$0.00

Proposed Accomplishments

Public Facilities : 1

Actual Accomplishments

Number assisted:

	Owner		Renter		Total		Person	
	Total	Hispanic	Total	Hispanic	Total	Hispanic	Total	Hispanic
White:	0	0	0	0	0	0		0
Black/African American:	0	0	0	0	0	0	0	0
Asian:	0	0	0	0	0	0	0	0
American Indian/Alaskan Native:	0	0	0	0	0	0	0	0
Native Hawaiian/Other Pacific Islander:	0	0	0	0	0	0	0	0
American Indian/Alaskan Native & White:	0	0	0	0	0	0	0	0
Asian White:	0	0	0	0	0	0	0	0
Black/African American & White:	0	0	0	0	0	0	0	0
American Indian/Alaskan Native & Black/African American:	0	0	0	0	0	0	0	0
Other multi-racial:	0	0	0	0	0	0	0	0
Asian/Pacific Islander:	0	0	0	0	0	0	0	0
Hispanic:	0	0	0	0	0	0	0	0
Total:	0	0	0	0	0	0	0	0
Female-headed Households:	0		0		0			



U.S. Department of Housing and Urban Development
Office of Community Planning and Development
Integrated Disbursement and Information System
CDBG Activity Summary Report (GPR) for Program Year 2019
NEWTON

Date: 26-Aug-2020

Time: 9:54


Page: 29

Income Category:

	Owner	Renter	Total	Person
Extremely Low	0	0	0	0
Low Mod	0	0	0	0
Moderate	0	0	0	0
Non Low Moderate	0	0	0	0
Total	0	0	0	0
Percent Low/Mod				

Annual Accomplishments

No data returned for this view. This might be because the applied filter excludes all data.



U.S. Department of Housing and Urban Development
 Office of Community Planning and Development
 Integrated Disbursement and Information System
 CDBG Activity Summary Report (GPR) for Program Year 2019
 NEWTON

Date: 26-Aug-2020
 Time: 9:54
 Page: 30

PGM Year: 2017
Project: 0002 - HOUSING PROGRAM REVOLVING LOAN FUND
IDIS Activity: 3514 - 15 Forest Street

Status: Canceled 1/16/2020 12:00:00 AM
Location: 15 Forest St Newton, MA 02461-1420

Objective: Create suitable living environments
Outcome: Availability/accessibility
Matrix Code: Rehab; Single-Unit Residential (14A) **National Objective:** LMH

Initial Funding Date: 04/25/2019

Description:

Rehabilitation project: 15 Forest Street.
 Scope of work consist of possible Deleading and a replacement of Front Porch and Windows.
 NOTE: Project cancelled.
 Lead test charged to CD18-01A (3384).
 Homeowner had a hoarding issue and was advised to clean out some space for the renovation work.
 Despite numerous attempts at outreach, homeowner became unresponsive.
 The application income verification expired and project was cancelled.

Financing

No data returned for this view. This might be because the applied filter excludes all data.

Proposed Accomplishments

Housing Units : 1

Actual Accomplishments

Number assisted:

	Owner		Renter		Total		Person	
	Total	Hispanic	Total	Hispanic	Total	Hispanic	Total	Hispanic
White:	0	0	0	0	0	0		0
Black/African American:	0	0	0	0	0	0	0	0
Asian:	0	0	0	0	0	0	0	0
American Indian/Alaskan Native:	0	0	0	0	0	0	0	0
Native Hawaiian/Other Pacific Islander:	0	0	0	0	0	0	0	0
American Indian/Alaskan Native & White:	0	0	0	0	0	0	0	0
Asian White:	0	0	0	0	0	0	0	0



U.S. Department of Housing and Urban Development
 Office of Community Planning and Development
 Integrated Disbursement and Information System
 CDBG Activity Summary Report (GPR) for Program Year 2019
 NEWTON

Date: 26-Aug-2020
 Time: 9:54
 Page: 31


Black/African American & White:	0	0	0	0	0	0	0	0
American Indian/Alaskan Native & Black/African American:	0	0	0	0	0	0	0	0
Other multi-racial:	0	0	0	0	0	0	0	0
Asian/Pacific Islander:	0	0	0	0	0	0	0	0
Hispanic:	0	0	0	0	0	0	0	0
Total:	0	0	0	0	0	0	0	0
Female-headed Households:	0		0		0			

Income Category:

	Owner	Renter	Total	Person
Extremely Low	0	0	0	0
Low Mod	0	0	0	0
Moderate	0	0	0	0
Non Low Moderate	0	0	0	0
Total	0	0	0	0
Percent Low/Mod				

Annual Accomplishments

No data returned for this view. This might be because the applied filter excludes all data.



U.S. Department of Housing and Urban Development
 Office of Community Planning and Development
 Integrated Disbursement and Information System
 CDBG Activity Summary Report (GPR) for Program Year 2019
 NEWTON

Date: 26-Aug-2020
 Time: 9:54
 Page: 32

PGM Year: 2017
Project: 0002 - HOUSING PROGRAM REVOLVING LOAN FUND
IDIS Activity: 3520 - 40 Orchard Avenue

Status: Completed 12/12/2019 12:00:00 AM
Location: 40 Orchard Ave Newton, MA 02465-1912

Objective: Create suitable living environments
Outcome: Sustainability
Matrix Code: Rehab; Single-Unit Residential (14A) **National Objective:** LMH

Initial Funding Date: 09/17/2019

Description:

Rehabilitation project: 40 Orchard Road.
 Scope of work consist of New roof and energy efficient windows.

Financing

	Fund Type	Grant Year	Grant	Funded Amount	Drawn In Program Year	Drawn Thru Program Year
CDBG	EN	2017	B17MC250019	\$39,000.00	\$39,000.00	\$39,000.00
Total	Total			\$39,000.00	\$39,000.00	\$39,000.00


Proposed Accomplishments

Housing Units : 1

Actual Accomplishments

Number assisted:

	Owner		Renter		Total		Person	
	Total	Hispanic	Total	Hispanic	Total	Hispanic	Total	Hispanic
White:	1	0	0	0	1	0	0	0
Black/African American:	0	0	0	0	0	0	0	0
Asian:	0	0	0	0	0	0	0	0
American Indian/Alaskan Native:	0	0	0	0	0	0	0	0
Native Hawaiian/Other Pacific Islander:	0	0	0	0	0	0	0	0
American Indian/Alaskan Native & White:	0	0	0	0	0	0	0	0
Asian White:	0	0	0	0	0	0	0	0
Black/African American & White:	0	0	0	0	0	0	0	0
American Indian/Alaskan Native & Black/African American:	0	0	0	0	0	0	0	0
Other multi-racial:	0	0	0	0	0	0	0	0
Asian/Pacific Islander:	0	0	0	0	0	0	0	0
Hispanic:	0	0	0	0	0	0	0	0
Total:	1	0	0	0	1	0	0	0
Female-headed Households:	0		0		0			



U.S. Department of Housing and Urban Development
 Office of Community Planning and Development
 Integrated Disbursement and Information System
 CDBG Activity Summary Report (GPR) for Program Year 2019
 NEWTON


Date: 26-Aug-2020
 Time: 9:54
 Page: 33

Income Category:

	Owner	Renter	Total	Person
Extremely Low	1	0	1	0
Low Mod	0	0	0	0
Moderate	0	0	0	0
Non Low Moderate	0	0	0	0
Total	1	0	1	0
Percent Low/Mod	100.0%		100.0%	

Annual Accomplishments

Years	Accomplishment Narrative	# Benefiting
2018	The project involved the replacement of roof and forty-eight windows. The estimated cost of the work is \$40,000, which is 6% of \$656,100 of the total assessed value of the property in FY19, indicating that this scope of work is not considered a substantial or major rehabilitation. This property is owned by Newton Wellesley Weston (NWW) Committee for Community Living. Their mission is to provide housing, support, and advocacy for people with cognitive and developmental disabilities and their families while erasing barriers, building confidence, empowering independence, and expanding opportunities that enrich their lives and their communities.	



U.S. Department of Housing and Urban Development
 Office of Community Planning and Development
 Integrated Disbursement and Information System
 CDBG Activity Summary Report (GPR) for Program Year 2019
 NEWTON

Date: 26-Aug-2020
 Time: 9:54
 Page: 34

PGM Year: 2019
Project: 0003 - Housing Program Delivery
IDIS Activity: 3525 - Housing Program Delivery

Status: Open
Location: 1000 Commonwealth Ave Newton, MA 02459-1449

Objective: Provide decent affordable housing
Outcome: Sustainability
Matrix Code: Rehabilitation Administration (14H) **National Objective:** LMH

Initial Funding Date: 09/17/2019

Description:
 Funds used to provide administrative services in the support of developing new affordable housing and the rehabilitation and preservation of existing affordable housing.

Financing

	Fund Type	Grant Year	Grant	Funded Amount	Drawn In Program Year	Drawn Thru Program Year
CDBG	EN	2019	B19MC250019	\$274,865.25	\$227,261.61	\$227,261.61
	PI			\$25,134.75	\$25,134.75	\$25,134.75
Total	Total			\$300,000.00	\$252,396.36	\$252,396.36


Proposed Accomplishments

Housing Units : 5

Actual Accomplishments

Number assisted:

	Owner		Renter		Total		Person	
	Total	Hispanic	Total	Hispanic	Total	Hispanic	Total	Hispanic
White:	0	0	0	0	0	0		0
Black/African American:	0	0	0	0	0	0	0	0
Asian:	0	0	0	0	0	0	0	0
American Indian/Alaskan Native:	0	0	0	0	0	0	0	0
Native Hawaiian/Other Pacific Islander:	0	0	0	0	0	0	0	0
American Indian/Alaskan Native & White:	0	0	0	0	0	0	0	0
Asian White:	0	0	0	0	0	0	0	0
Black/African American & White:	0	0	0	0	0	0	0	0
American Indian/Alaskan Native & Black/African American:	0	0	0	0	0	0	0	0
Other multi-racial:	0	0	0	0	0	0	0	0
Asian/Pacific Islander:	0	0	0	0	0	0	0	0
Hispanic:	0	0	0	0	0	0	0	0
Total:	0	0	0	0	0	0	0	0
Female-headed Households:	0		135	0	0			



U.S. Department of Housing and Urban Development
Office of Community Planning and Development
Integrated Disbursement and Information System
CDBG Activity Summary Report (GPR) for Program Year 2019
NEWTON

Date: 26-Aug-2020

Time: 9:54

Page: 35

Income Category:

	Owner	Renter	Total	Person
Extremely Low	0	0	0	0
Low Mod	0	0	0	0
Moderate	0	0	0	0
Non Low Moderate	0	0	0	0
Total	0	0	0	0
Percent Low/Mod				

Annual Accomplishments

No data returned for this view. This might be because the applied filter excludes all data.



U.S. Department of Housing and Urban Development
 Office of Community Planning and Development
 Integrated Disbursement and Information System
 CDBG Activity Summary Report (GPR) for Program Year 2019
 NEWTON

Date: 26-Aug-2020
 Time: 9:54
 Page: 36

PGM Year: 2019
Project: 0001 - Housing Rehabilitation and Development Program Fund (CDBG)
IDIS Activity: 3526 - Housing Development and Rehabilitation Program Fund

Status: Canceled 8/24/2020 12:00:00 AM **Objective:** Provide decent affordable housing
Location: 1000 Commonwealth Ave Newton, MA 02459-1449 **Outcome:** Affordability
Matrix Code: Rehab; Single-Unit Residential (14A) **National Objective:** LMH

Initial Funding Date: 09/17/2019

Description:

This activity is a placeholder funding pool for housing rehabilitation and development activities; loans and/or grants may be provided. CDBG funds may be used for rehabilitation of owner-occupied single family homes, multi-family homes, and condominium units as well as rental units or group homes owned/operated by the Newton Housing Authority and other nonprofits. CDBG may also be used for the development and sustainability of affordable housing. All funds \$223,000 went to IDIS Activity 3588.

Financing

No data returned for this view. This might be because the applied filter excludes all data.

Proposed Accomplishments


Housing Units : 4

Actual Accomplishments

Number assisted:

	Owner		Renter		Total		Person	
	Total	Hispanic	Total	Hispanic	Total	Hispanic	Total	Hispanic
White:	0	0	0	0	0	0		0
Black/African American:	0	0	0	0	0	0	0	0
Asian:	0	0	0	0	0	0	0	0
American Indian/Alaskan Native:	0	0	0	0	0	0	0	0
Native Hawaiian/Other Pacific Islander:	0	0	0	0	0	0	0	0
American Indian/Alaskan Native & White:	0	0	0	0	0	0	0	0
Asian White:	0	0	0	0	0	0	0	0
Black/African American & White:	0	0	0	0	0	0	0	0
American Indian/Alaskan Native & Black/African American:	0	0	0	0	0	0	0	0

137



U.S. Department of Housing and Urban Development
 Office of Community Planning and Development
 Integrated Disbursement and Information System
 CDBG Activity Summary Report (GPR) for Program Year 2019
 NEWTON

Date: 26-Aug-2020
 Time: 9:54
 Page: 37


Other multi-racial:	0	0	0	0	0	0	0	0
Asian/Pacific Islander:	0	0	0	0	0	0	0	0
Hispanic:	0	0	0	0	0	0	0	0
Total:	0	0	0	0	0	0	0	0
Female-headed Households:	0		0		0			

Income Category:

	Owner	Renter	Total	Person
Extremely Low	0	0	0	0
Low Mod	0	0	0	0
Moderate	0	0	0	0
Non Low Moderate	0	0	0	0
Total	0	0	0	0
Percent Low/Mod				

Annual Accomplishments

No data returned for this view. This might be because the applied filter excludes all data.



U.S. Department of Housing and Urban Development
 Office of Community Planning and Development
 Integrated Disbursement and Information System
 CDBG Activity Summary Report (GPR) for Program Year 2019
 NEWTON

Date: 26-Aug-2020
 Time: 9:54
 Page: 38

PGM Year: 2019
Project: 0001 - Housing Rehabilitation and Development Program Fund (CDBG)
IDIS Activity: 3527 - Housing Program Income Fund

Status: Open
Location: 1000 Commonwealth Ave Newton, MA 02459-1449
Objective: Provide decent affordable housing
Outcome: Sustainability
Matrix Code: Rehab; Single-Unit Residential (14A) **National Objective:** LMH

Initial Funding Date: 09/27/2019

Description:

Placeholder activity to hold repayments from prior housing rehabilitation loans.
 Loan repayments will be reused to fund new housing rehabilitation projects of income-eligible homeowners or non-profit affordable housing.
 New activity may be in the form of loans and/or grants.
 (Program Income received as PI.)

Financing

	Fund Type	Grant Year	Grant	Funded Amount	Drawn In Program Year	Drawn Thru Program Year
CDBG	EN	2019	B19MC250019	\$67,070.57	\$0.00	\$0.00
Total	Total			\$67,070.57	\$0.00	\$0.00

Proposed Accomplishments

Housing Units : 5

Actual Accomplishments

Number assisted:

	Owner		Renter		Total		Person	
	Total	Hispanic	Total	Hispanic	Total	Hispanic	Total	Hispanic
White:	0	0	0	0	0	0		0
Black/African American:	0	0	0	0	0	0	0	0
Asian:	0	0	0	0	0	0	0	0
American Indian/Alaskan Native:	0	0	0	0	0	0	0	0
Native Hawaiian/Other Pacific Islander:	0	0	0	0	0	0	0	0
American Indian/Alaskan Native & White:	0	0	0	0	0	0	0	0
Asian White:	0	0	0	0	0	0	0	0
Black/African American & White:	0	0	0	0	0	0	0	0
American Indian/Alaskan Native & Black/African American:	0	0	0	0	0	0	0	0
Other multi-racial:	0	0	0	0	0	0	0	0
Asian/Pacific Islander:	0	0	0	0	0	0	0	0
Hispanic:	0	0	0	0	0	0	0	0
Total:	0	0	0	0	0	0	0	0



U.S. Department of Housing and Urban Development
Office of Community Planning and Development
Integrated Disbursement and Information System
CDBG Activity Summary Report (GPR) for Program Year 2019
NEWTON

Date: 26-Aug-2020

Time: 9:54

Page: 39

Female-headed Households: 0 0 0

Income Category:

	Owner	Renter	Total	Person
Extremely Low	0	0	0	0
Low Mod	0	0	0	0
Moderate	0	0	0	0
Non Low Moderate	0	0	0	0
Total	0	0	0	0

Percent Low/Mod

Annual Accomplishments

No data returned for this view. This might be because the applied filter excludes all data.



U.S. Department of Housing and Urban Development
 Office of Community Planning and Development
 Integrated Disbursement and Information System
 CDBG Activity Summary Report (GPR) for Program Year 2019
 NEWTON

Date: 26-Aug-2020
 Time: 9:54
 Page: 40

PGM Year: 2019
Project: 0001 - Housing Rehabilitation and Development Program Fund (CDBG)
IDIS Activity: 3528 - Haywood House - Newton Housing Authority

Status: Open
Location: 100 John F Kennedy Circle Newton, MA 02458
Objective: Provide decent affordable housing
Outcome: Availability/accessibility
Matrix Code: Construction of Housing (12) **National Objective:** LMH

Initial Funding Date: 09/26/2019

Description:

The project, lead by the Newton Housing Authority, involves the demolition of the existing community center building, and construction of a new 55-unit affordable elderly housing development on an existing 26,050 sf undeveloped parcel of land. The proposed new building will be approximately 34,400 square feet and contain 55 one-bedroom units; 32 units will be designated for households with income levels below 60% AMI, including 11 limited to households with income below 30% AMI.

Financing

	Fund Type	Grant Year	Grant	Funded Amount	Drawn In Program Year	Drawn Thru Program Year
CDBG	EN	2019	B19MC250019	\$625,000.00	\$0.00	\$0.00
Total	Total			\$625,000.00	\$0.00	\$0.00


Proposed Accomplishments

Housing Units : 32

Actual Accomplishments

Number assisted:

	Owner		Renter		Total		Person	
	Total	Hispanic	Total	Hispanic	Total	Hispanic	Total	Hispanic
White:	0	0	0	0	0	0		0
Black/African American:	0	0	0	0	0	0	0	0
Asian:	0	0	0	0	0	0	0	0
American Indian/Alaskan Native:	0	0	0	0	0	0	0	0
Native Hawaiian/Other Pacific Islander:	0	0	0	0	0	0	0	0
American Indian/Alaskan Native & White:	0	0	0	0	0	0	0	0
Asian White:	0	0	0	0	0	0	0	0
Black/African American & White:	0	0	0	0	0	0	0	0
American Indian/Alaskan Native & Black/African American:	0	0	0	0	0	0	0	0
Other multi-racial:	0	0	0	0	0	0	0	0
Asian/Pacific Islander:	0	0	0	0	0	0	0	0
Hispanic:	0	0	0	0	0	0	0	0
Total:	0	0	0	0	0	0	0	0



U.S. Department of Housing and Urban Development
Office of Community Planning and Development
Integrated Disbursement and Information System
CDBG Activity Summary Report (GPR) for Program Year 2019
NEWTON

Date: 26-Aug-2020

Time: 9:54

Page: 41

Female-headed Households: 0 0 0


Income Category:

	Owner	Renter	Total	Person
Extremely Low	0	0	0	0
Low Mod	0	0	0	0
Moderate	0	0	0	0
Non Low Moderate	0	0	0	0
Total	0	0	0	0

Percent Low/Mod

Annual Accomplishments

No data returned for this view. This might be because the applied filter excludes all data.



U.S. Department of Housing and Urban Development
 Office of Community Planning and Development
 Integrated Disbursement and Information System
 CDBG Activity Summary Report (GPR) for Program Year 2019
 NEWTON

Date: 26-Aug-2020
 Time: 9:54
 Page: 42

PGM Year: 2019
Project: 0005 - Accessibility Improvements-Accessible Crosswalk Signals (RRFBs)
IDIS Activity: 3529 - Accessible Crosswalk Signals (RRFBs)

Status: Completed 6/30/2020 12:00:00 AM
Location: 1000 Commonwealth Ave Newton, MA 02459-1449
Objective: Create suitable living environments
Outcome: Availability/accessibility
Matrix Code: Other Public Improvements Not Listed
National Objective: LMC in 03A-03S (03Z)

Initial Funding Date: 09/18/2019

Description:

The Commission on Disability voted to allocate architectural access funds for the installation of four sets of Rectangular Rapid Flashing Beacons (RRFB's) at four separate crosswalks in Newton including: Centre Street/Pleasant Street; Christina Street (across from the Barry L. Price Rehabilitation Center, who serves people with disabilities); and Lincoln Street at Chester Street (across from the Newton Housing Authority); and River Street/Elm Street. RRFB's will enhance the safety for severely disabled adults who are crossing the street at unsignalized intersections through the activation of its irregular flash pattern and locate tone.

Financing

	Fund Type	Grant Year	Grant	Funded Amount	Drawn In Program Year	Drawn Thru Program Year
CDBG	EN	Pre-2015		\$6,292.29	\$0.00	\$0.00
		2014	B14MC250019		\$6,292.29	\$6,292.29
		2019	B19MC250019	\$57,427.03	\$57,427.03	\$57,427.03
Total	Total			\$63,719.32	\$63,719.32	\$63,719.32

Proposed Accomplishments

People (General) : 500

Actual Accomplishments

Number assisted:

	Owner		Renter		Total		Person	
	Total	Hispanic	Total	Hispanic	Total	Hispanic	Total	Hispanic
White:	0	0	0	0	0	0	1,089	69
Black/African American:	0	0	0	0	0	0	49	0
Asian:	0	0	0	0	0	0	150	0
American Indian/Alaskan Native:	0	0	0	0	0	0	0	0
Native Hawaiian/Other Pacific Islander:	0	0	0	0	0	0	0	0
American Indian/Alaskan Native & White:	0	0	0	0	0	0	0	0
Asian White:	0	0	0	0	0	0	0	0
Black/African American & White:	0	0	0	0	0	0	0	0
American Indian/Alaskan Native & Black/African American:	0	0	0	0	0	0	0	0
Other multi-racial:	0	0	0	0	0	0	81	58
Asian/Pacific Islander:	0	0	0	0	0	0	0	0



U.S. Department of Housing and Urban Development
 Office of Community Planning and Development
 Integrated Disbursement and Information System
 CDBG Activity Summary Report (GPR) for Program Year 2019
 NEWTON

Date: 26-Aug-2020
 Time: 9:54
 Page: 43

Hispanic:	0	0	0	0	0	0	0	0
Total:	0	0	0	0	0	0	1,369	127

Female-headed Households: 0 0 0 0 0 0 0 0 0

Income Category:

	Owner	Renter	Total	Person
Extremely Low	0	0	0	0
Low Mod	0	0	0	1,369
Moderate	0	0	0	0
Non Low Moderate	0	0	0	0
Total	0	0	0	1,369
Percent Low/Mod				100.0%

Annual Accomplishments

Years	Accomplishment Narrative	# Benefitting
2019	<p>The City installed four sets of RRFB units at four different sites across the City. RRFBs enhanced the safety for severely disabled adults and elderly who are crossing the street at an unsignalized intersection through the activation of its irregular flash pattern and locate tone, similar to an accessible pedestrian signal (APS). These RRFB units further enhanced the visibility of severely disabled adults by alerting drivers that an individual is crossing the street. Most importantly, with the locate tone (signaling "yellow lights are flashing" and vibration), severely disabled adults have the ability to use the crosswalks that are not at a full traffic signal. Before these RRFB units were installed, severely disabled adults would not be able to independently cross the street. This project increased access and mobility for this vulnerable population.</p>	



U.S. Department of Housing and Urban Development
 Office of Community Planning and Development
 Integrated Disbursement and Information System
 CDBG Activity Summary Report (GPR) for Program Year 2019
 NEWTON

Date: 26-Aug-2020
 Time: 9:54
 Page: 44

PGM Year: 2019
Project: 0006 - Accessibility Improvements-Park Pathway Installation
IDIS Activity: 3530 - Park Pathway Installation

Status: Open
Location: 1000 Commonwealth Ave Newton, MA 02459-1449
Objective: Create suitable living environments
Outcome: Availability/accessibility
Matrix Code: Parks, Recreational Facilities (03F) **National Objective:** LMC

Initial Funding Date: 09/18/2019

Description:
 The Commission on Disability voted to allocate architectural access funds to the installation of accessible pathways in parks/playgrounds. Locations include Auburndale Park, Franklin School, Countryside School, Cabot Park, Upper Falls Playground, West Newton Common, and Weeks Playground.

Financing

	Fund Type	Grant Year	Grant	Funded Amount	Drawn In Program Year	Drawn Thru Program Year
CDBG	EN	2019	B19MC250019	\$30,500.00	\$9,806.90	\$9,806.90
Total	Total			\$30,500.00	\$9,806.90	\$9,806.90

Proposed Accomplishments


Public Facilities : 7

Actual Accomplishments

Number assisted:

	Owner		Renter		Total		Person	
	Total	Hispanic	Total	Hispanic	Total	Hispanic	Total	Hispanic
White:	0	0	0	0	0	0	0	0
Black/African American:	0	0	0	0	0	0	0	0
Asian:	0	0	0	0	0	0	0	0
American Indian/Alaskan Native:	0	0	0	0	0	0	0	0
Native Hawaiian/Other Pacific Islander:	0	0	0	0	0	0	0	0
American Indian/Alaskan Native & White:	0	0	0	0	0	0	0	0
Asian White:	0	0	0	0	0	0	0	0
Black/African American & White:	0	0	0	0	0	0	0	0
American Indian/Alaskan Native & Black/African American:	0	0	0	0	0	0	0	0
Other multi-racial:	0	0	0	0	0	0	0	0
Asian/Pacific Islander:	0	0	0	0	0	0	0	0
Hispanic:	0	0	0	0	0	0	0	0
Total:	0	0	0	0	0	0	0	0
Female-headed Households:	0		0		0			

145



U.S. Department of Housing and Urban Development
Office of Community Planning and Development
Integrated Disbursement and Information System
CDBG Activity Summary Report (GPR) for Program Year 2019
NEWTON

Date: 26-Aug-2020

Time: 9:54

Page: 45

Income Category:

	Owner	Renter	Total	Person
Extremely Low	0	0	0	0
Low Mod	0	0	0	0
Moderate	0	0	0	0
Non Low Moderate	0	0	0	0
Total	0	0	0	0
Percent Low/Mod				

Annual Accomplishments

No data returned for this view. This might be because the applied filter excludes all data.



U.S. Department of Housing and Urban Development
 Office of Community Planning and Development
 Integrated Disbursement and Information System
 CDBG Activity Summary Report (GPR) for Program Year 2019
 NEWTON

Date: 26-Aug-2020
 Time: 9:54
 Page: 46

PGM Year: 2019
Project: 0007 - Accessibility Improvements - Curb Cuts
IDIS Activity: 3531 - FY19-21 Curb Cuts

Status: Open
Location: 1000 Commonwealth Ave Newton, MA 02459-1449
Objective: Create suitable living environments
Outcome: Availability/accessibility
Matrix Code: Sidewalks (03L) **National Objective:** LMC

Initial Funding Date: 09/18/2019

Description:

The Commission on Disability allocated architectural access funds for the installation of curb cuts in Newton. Curb cut locations will be identified with the assistance of Department of Public Works.

Financing

	Fund Type	Grant Year	Grant	Funded Amount	Drawn In Program Year	Drawn Thru Program Year
CDBG	EN	2018	B18MC250019	\$26,882.33	\$0.00	\$0.00
		2019	B19MC250019	\$5,000.00	\$0.00	\$0.00
Total	Total			\$31,882.33	\$0.00	\$0.00

Proposed Accomplishments

People (General) : 500

Actual Accomplishments

Number assisted:

	Owner		Renter		Total		Person	
	Total	Hispanic	Total	Hispanic	Total	Hispanic	Total	Hispanic
White:	0	0	0	0	0	0	0	0
Black/African American:	0	0	0	0	0	0	0	0
Asian:	0	0	0	0	0	0	0	0
American Indian/Alaskan Native:	0	0	0	0	0	0	0	0
Native Hawaiian/Other Pacific Islander:	0	0	0	0	0	0	0	0
American Indian/Alaskan Native & White:	0	0	0	0	0	0	0	0
Asian White:	0	0	0	0	0	0	0	0
Black/African American & White:	0	0	0	0	0	0	0	0
American Indian/Alaskan Native & Black/African American:	0	0	0	0	0	0	0	0
Other multi-racial:	0	0	0	0	0	0	0	0
Asian/Pacific Islander:	0	0	0	0	0	0	0	0
Hispanic:	0	0	0	0	0	0	0	0
Total:	0	0	0	0	0	0	0	0



U.S. Department of Housing and Urban Development
Office of Community Planning and Development
Integrated Disbursement and Information System
CDBG Activity Summary Report (GPR) for Program Year 2019
NEWTON

Date: 26-Aug-2020

Time: 9:54

Page: 47

Female-headed Households: 0 0 0

Income Category:

	Owner	Renter	Total	Person
Extremely Low	0	0	0	0
Low Mod	0	0	0	0
Moderate	0	0	0	0
Non Low Moderate	0	0	0	0
Total	0	0	0	0

Percent Low/Mod

Annual Accomplishments

No data returned for this view. This might be because the applied filter excludes all data.



U.S. Department of Housing and Urban Development
 Office of Community Planning and Development
 Integrated Disbursement and Information System
 CDBG Activity Summary Report (GPR) for Program Year 2019
 NEWTON

Date: 26-Aug-2020
 Time: 9:54
 Page: 48

PGM Year: 2019
Project: 0004 - Public Services
IDIS Activity: 3532 - Barry Price Center- Economic Mobility & Independence for Vulnerable Adults

Status: Completed 6/30/2020 12:00:00 AM **Objective:** Create economic opportunities
Location: 27 Christina St Newton, MA 02461-1955 **Outcome:** Availability/accessibility
Matrix Code: Services for Persons with Disabilities **National Objective:** LMC
 (05B)

Initial Funding Date: 09/17/2019

Description:

The Barry L. Price Rehabilitation Center (The Price Center) assisted vulnerable young adults from Newton, with intellectual and developmental disabilities, to successfully transition from high school to adult services while promoting career preparation with an emphasis on paid jobs and greater economic mobility. The Price Center helped young adults to build self-esteem and independence through a comprehensive approach of job training, financial literacy, education, and health and wellness. The extended transition service promoted stability for this huge shift from child to adult services.

Financing

	Fund Type	Grant Year	Grant	Funded Amount	Drawn In Program Year	Drawn Thru Program Year
CDBG	EN	2019	B19MC250019	\$10,017.43	\$10,017.43	\$10,017.43
	PI			\$4,982.57	\$4,982.57	\$4,982.57
Total	Total			\$15,000.00	\$15,000.00	\$15,000.00


Proposed Accomplishments

People (General) : 7

Actual Accomplishments

Number assisted:

	Owner		Renter		Total		Person	
	Total	Hispanic	Total	Hispanic	Total	Hispanic	Total	Hispanic
White:	0	0	0	0	0	0	7	1
Black/African American:	0	0	0	0	0	0	0	0
Asian:	0	0	0	0	0	0	0	0
American Indian/Alaskan Native:	0	0	0	0	0	0	0	0
Native Hawaiian/Other Pacific Islander:	0	0	0	0	0	0	0	0
American Indian/Alaskan Native & White:	0	0	0	0	0	0	0	0
Asian White:	0	0	0	0	0	0	0	0
Black/African American & White:	0	0	0	0	0	0	0	0
American Indian/Alaskan Native & Black/African American:	0	0	0	0	0	0	0	0
Other multi-racial:	0	0	0	0	0	0	0	0
Asian/Pacific Islander:	0	0	0	0	0	0	0	0



U.S. Department of Housing and Urban Development
 Office of Community Planning and Development
 Integrated Disbursement and Information System
 CDBG Activity Summary Report (GPR) for Program Year 2019
 NEWTON

Date: 26-Aug-2020
 Time: 9:54
 Page: 49

Hispanic:	0	0	0	0	0	0	0	0	0
Total:	0	0	0	0	0	0	0	7	1

Female-headed Households: 0 0 0 0 0 0 0 7 1

Income Category:

	Owner	Renter	Total	Person
Extremely Low	0	0	0	0
Low Mod	0	0	0	7
Moderate	0	0	0	0
Non Low Moderate	0	0	0	0
Total	0	0	0	7
Percent Low/Mod	100.0%			

Annual Accomplishments

Years	Accomplishment Narrative	# Benefitting
2019	<p>Program Area Two: Promoting Economic Mobility and Independence for Vulnerable Adults, Aged 17-60 years. GOAL 2-B. Promote career preparation and family support with an emphasis on jobs that pay self-sustaining and/or family-sustaining wages. GOAL 2-B STRATEGY: Goals for the program included the following: 1.) Transition Visits Scheduled: During Q4, The Price Center supported the successful transition of 2 individuals (TC & JL) into the Work\$mart program. In mid-March, prior to their start in the program, COVID-19 forced the day programs to close its facility and community base and shifted to a total virtual program model. Both individuals needed extra staff support to acclimate to adult services and new virtual services platform. JL continued to meet with his Job Developer and Employment Services Team to work on job readiness skills and update his Career Development Plan. As the program moved to a remote service model, there were no individuals who required additional clinical and behavioral supports to maintain stability at the program. Finally, the Directors of both the Work\$mart Program and the Specialized Supports Program continued to meet remotely with perspective families from Newton regarding enrollment in services. 2.) Career Plans Developed: 1 individual (JL) developed a Career Plan in Q4. GOAL 2-B ACCOMPLISHMENTS ACTIVITY: The Price Center provided extended visits for high school students with intellectual and developmental disabilities to support a successful transition into adult services. The Price Center facilitated meetings between these students with the Job Developer to explore career directions, work on resumes, complete a job applications, and practice job interviewing skills. The Price Center participated in all scheduled programming in the Work\$mart and Specialized Supports program, including visiting job sites, volunteering, and various community activities. The Price Center provided job readiness preparation services to prepare these high school students for employment once they were placed in the Work\$mart program at age 22. Finally, The Price Center provided additional clinical and behavioral supports to maintain stability both in the program and in their community, as well as link families to necessary therapeutic supports such as outpatient therapy and provide strategies to support behavioral management at home. In Q4, The Price Center supported the transition of 2 individuals (TC & JL) into the Work\$mart program. GOAL 2-B ACCOMPLISHMENTS SUMMARY: The Price Center served 7 individuals through CDBG funding, by facilitating the transition of 3 individuals into the Work\$mart program, providing additional clinical and behavioral supports to 4 individuals, and assisting 1 individual to complete a career plan.</p>	7



U.S. Department of Housing and Urban Development
 Office of Community Planning and Development
 Integrated Disbursement and Information System
 CDBG Activity Summary Report (GPR) for Program Year 2019
 NEWTON

Date: 26-Aug-2020
 Time: 9:54
 Page: 50

PGM Year: 2019
Project: 0004 - Public Services
IDIS Activity: 3533 - Boys and Girls Club- Financial Aid for Teens and Families

Status: Completed 3/20/2020 12:00:00 AM **Objective:** Create economic opportunities
Location: 675 Watertown St Newton, MA 02460-1349 **Outcome:** Availability/accessibility
Matrix Code: Youth Services (05D) **National Objective:** LMC

Initial Funding Date: 09/17/2019

Description:

John M. Barry Boys & Girls Club's (Club) Summer Camp Program and Teen Leadership Program offered young people opportunities to explore their creative, athletic, and academic potential while cultivating friendships and sharing new experiences with peers. CDBG grant funding allowed the Club to provide financial aid packages for eligible teens and families from Newton.

Financing

	Fund Type	Grant Year	Grant	Funded Amount	Drawn In Program Year	Drawn Thru Program Year
CDBG	EN	2019	B19MC250019	\$16,000.00	\$16,000.00	\$16,000.00
Total	Total			\$16,000.00	\$16,000.00	\$16,000.00


Proposed Accomplishments

People (General) : 30

Actual Accomplishments

Number assisted:

	Owner		Renter		Total		Person	
	Total	Hispanic	Total	Hispanic	Total	Hispanic	Total	Hispanic
White:	0	0	0	0	0	0	25	15
Black/African American:	0	0	0	0	0	0	5	0
Asian:	0	0	0	0	0	0	12	0
American Indian/Alaskan Native:	0	0	0	0	0	0	0	0
Native Hawaiian/Other Pacific Islander:	0	0	0	0	0	0	0	0
American Indian/Alaskan Native & White:	0	0	0	0	0	0	0	0
Asian White:	0	0	0	0	0	0	0	0
Black/African American & White:	0	0	0	0	0	0	0	0
American Indian/Alaskan Native & Black/African American:	0	0	0	0	0	0	0	0
Other multi-racial:	0	0	0	0	0	0	9	0
Asian/Pacific Islander:	0	0	0	0	0	0	0	0
Hispanic:	0	0	0	0	0	0	0	0
Total:	0	0	0	0	0	0	51	15



U.S. Department of Housing and Urban Development
 Office of Community Planning and Development
 Integrated Disbursement and Information System
 CDBG Activity Summary Report (GPR) for Program Year 2019
 NEWTON

Date: 26-Aug-2020
 Time: 9:54
 Page: 51


Female-headed Households: 0 0 0

Income Category:

	Owner	Renter	Total	Person
Extremely Low	0	0	0	36
Low Mod	0	0	0	13
Moderate	0	0	0	2
Non Low Moderate	0	0	0	0
Total	0	0	0	51
Percent Low/Mod				100.0%

Annual Accomplishments

Years	Accomplishment Narrative	# Benefiting
2019	<p>Program Area One: Closing the Achievement Gap for Children and Adolescents, Aged 0-18 years</p> <p>GOAL 1-A. Increase reading and/or math skills while specifically targeting students who traditionally fall in the achievement gap.</p> <p>GOAL 1-A STRATEGY: During the camp day, campers were given the opportunity to complete assigned summer reading in a quiet and relaxed setting. The Club provided a reward system for such activity through participation in the Rotary Newton Summer Reading Program.</p> <p>GOAL 1-A ACCOMPLISHMENTS ACTIVITY: 20 individuals participated in summer reading activity, two to three hours per week for up to nine weeks during July and August.</p> <p>GOAL 1-A ACCOMPLISHMENTS SUMMARY: Parents were surveyed and reported reduced conflict in their households regarding the completion of summer reading assignments.</p> <p>GOAL 1-B. Increase social skills and/or emotional well-being and/or mental health, with a particular focus on the relationship between these skills and school success or early career experience and exploration. These programs can be solely child-focused or whole family-focused.</p> <p>GOAL 1-B STRATEGY: The Club provided athletic, art, and social recreational activities in which children may participate while maintaining a focus on project-based learning.</p> <p>GOAL 1-B ACCOMPLISHMENTS ACTIVITY: 20 individuals availed themselves of these activities between 9 am and 4 pm. Participants attended field trips twice per week. Participants exercised a minimum of two hours per day, three days per week. Five teens experienced leadership camp, which introduced them to the concepts of mentoring, leadership, employability, and career exploration.</p> <p>GOAL 1-B ACCOMPLISHMENTS SUMMARY: Of the 20 children that participated, 100% reported having strong relationships with a peer or an adult at the camp who could assist them in the event they were seeking a solution to the problem. Five teens received leadership training certificates to help build their resumes and increase employability.</p>	



U.S. Department of Housing and Urban Development
 Office of Community Planning and Development
 Integrated Disbursement and Information System
 CDBG Activity Summary Report (GPR) for Program Year 2019
 NEWTON

Date: 26-Aug-2020
 Time: 9:54
 Page: 52

PGM Year: 2019
Project: 0004 - Public Services
IDIS Activity: 3534 - EMPATH- Career Family Opportunity Program

Status: Completed 6/30/2020 12:00:00 AM
Location: 1 Washington Mall Ste 3 Boston, MA 02108-2603
Objective: Create economic opportunities
Outcome: Sustainability
Matrix Code: Employment Training (05H) **National Objective:** LMC

Initial Funding Date: 09/17/2019

Description:
 Economic Mobility Pathways, Inc. (EMPATH) served Newton Housing Authority residents through its intensive anti-poverty program, Career Family Opportunity (CFO). Participants were provided intensive economic mobility coaching, goal-setting, and incentives, which helped them to create their own individualized pathways out of poverty. They set long-term goals, which were designed to lead to \$10,000 in savings and a job with an annual income of \$55,000-\$60,000.

Financing

	Fund Type	Grant Year	Grant	Funded Amount	Drawn In Program Year	Drawn Thru Program Year
CDBG	EN	2018	B18MC250019	\$30,000.00	\$30,000.00	\$30,000.00
		2019	B19MC250019	\$1,750.68	\$1,750.68	\$1,750.68
	PI			\$3,249.32	\$3,249.32	\$3,249.32
Total	Total			\$35,000.00	\$35,000.00	\$35,000.00

Proposed Accomplishments
 People (General) : 8

Actual Accomplishments

Number assisted:

	Owner		Renter		Total		Person	
	Total	Hispanic	Total	Hispanic	Total	Hispanic	Total	Hispanic
White:	0	0	0	0	0	0	0	0
Black/African American:	0	0	0	0	0	0	6	1
Asian:	0	0	0	0	0	0	0	0
American Indian/Alaskan Native:	0	0	0	0	0	0	0	0
Native Hawaiian/Other Pacific Islander:	0	0	0	0	0	0	0	0
American Indian/Alaskan Native & White:	0	0	0	0	0	0	0	0
Asian White:	0	0	0	0	0	0	0	0
Black/African American & White:	0	0	0	0	0	0	0	0
American Indian/Alaskan Native & Black/African American:	0	0	0	0	0	0	0	0
Other multi-racial:	0	0	0	0	0	0	2	2
Asian/Pacific Islander:	0	0	0	0	0	0	0	0



U.S. Department of Housing and Urban Development
 Office of Community Planning and Development
 Integrated Disbursement and Information System
 CDBG Activity Summary Report (GPR) for Program Year 2019
 NEWTON

Date: 26-Aug-2020

Time: 9:54


Page: 53

Hispanic:	0	0	0	0	0	0	0	0
Total:	0	0	0	0	0	0	8	3
Female-headed Households:	0		0		0			

Income Category:

	Owner	Renter	Total	Person
Extremely Low	0	0	0	2
Low Mod	0	0	0	3
Moderate	0	0	0	1
Non Low Moderate	0	0	0	2
Total	0	0	0	8
Percent Low/Mod				75.0%

Annual Accomplishments



U.S. Department of Housing and Urban Development
Office of Community Planning and Development
Integrated Disbursement and Information System
CDBG Activity Summary Report (GPR) for Program Year 2019
NEWTON

Date: 26-Aug-2020
Time: 9:54
Page: 54

Years	Accomplishment Narrative	# Benefitting
2019	<p>Program Area Two: Promoting Economic Mobility and Independence for Vulnerable Adults, Aged 17-60 years.</p> <p>GOAL 2-A. Increase college graduation rates with an emphasis on return on investment (ROI) in terms of ratio of student debt to earnings potential.</p> <p>GOAL 2-A STRATEGY: Participants identified an educational plan that will lead to a career paying family-sustaining wages. Participants identified programs, completed FASFA, applied for scholarships, and ensured past student loans did not become a barrier for receiving financial aid.</p> <p>GOAL 2-A ACCOMPLISHMENTS ACTIVITY: 3 of the participants (38%) have an Associate's Degree or higher. 2 of the participants (25%) are currently in school. 6 of the participants (75%) were engaged in an educational planning. 1 participant (13%) completed its FAFSA. 5 of the participants (63%) have applied for scholarships. 5 of the participant (63%) have worked on addressing past students loans.</p> <p>GOAL 2-A ACCOMPLISHMENTS SUMMARY: Of the 8 CFO participants, over half already have a degree in their field or are currently in school. Those who were not enrolled in school or were degree-earners were engaged in educational planning, which includes addressing previous student loans and school debt, applying for scholarships, and completing FAFSA. One of the main priorities of education planning was identifying careers that will lead to a living wage so that the return of investment of student debt to earning potential was high.</p> <p>GOAL 2-B. Promote career preparation and family support with an emphasis on jobs that pay self-sustaining and/or family-sustaining wages.</p> <p>GOAL 2-B STRATEGY: Participants created or updated cover letters and resumes, interviewed, and identified career track jobs that will allow participants to earn their family-sustaining wages and begin seeking experience in the field.</p> <p>GOAL 2-B ACCOMPLISHMENTS ACTIVITY: 4 participants (50%) are working; 6 (75%) worked on cover letters and resumes; 8 (100%) identified living wage career track; and 2 (25%) are earning family-sustaining wages based on family size, defined as earning 80% Area Median Income or higher).</p> <p>GOAL 2-B ACCOMPLISHMENTS SUMMARY: 4 of the 8 participants are currently working at the end of Q4. Those who are currently working have had their employment impacted by COVID-19 and have been furloughed, laid off, or lost hours. Of those currently working, the average increase in income since program entry is over \$30,000 annually.</p> <p>GOAL 2-C. Promote increased stability for populations who are at the highest risk of "falling through the cracks" with a demonstrated "on-ramp" to more economic mobility with an emphasis on interventions once stability is achieved.</p> <p>GOAL 2-C STRATEGY: Participants saved at least \$450 of their own money and were on track to achieve the program savings goal of \$3,425, which will yield a \$6,575 match from EMPATH. Participants opened matched savings accounts in their name at Metro Credit Union. Participants opened a bank account, reviewed credit reports, and developed a plan to build credit or address debts, tracked expenses, and created a monthly budget.</p> <p>GOAL 2-C ACCOMPLISHMENTS ACTIVITY: 7 (88%) have at least \$450 saved. 6 (75%) improved credit scores since last quarter. 8 (100%) have a bank account. 8 (100%) worked on credit repair. 3 (38%) developed a budget. 3 (38%) participated in Intergen.</p> <p>GOAL 2-C ACCOMPLISHMENTS SUMMARY: All participants have a bank account and worked on credit repair this year. Mentors were working with all participants to develop a budget by tracking expenses and spending and finding ways to reduce expenses and increase income. 3 families have agreed to participate in the Intergen pilot, where mentors worked with whole families. Children set and worked towards their own goals and families were having conversations on the best way to support each other as a family to move out of poverty. Participants saved in total over \$23,000 in their IDA accounts.</p>	



U.S. Department of Housing and Urban Development
 Office of Community Planning and Development
 Integrated Disbursement and Information System
 CDBG Activity Summary Report (GPR) for Program Year 2019
 NEWTON

Date: 26-Aug-2020
 Time: 9:54
 Page: 55

PGM Year: 2019
Project: 0004 - Public Services
IDIS Activity: 3535 - Family ACCESS - Social Mobility for Young Families

Status: Completed 6/30/2020 12:00:00 AM **Objective:** Create economic opportunities
Location: 492 Waltham St Newton, MA 02465-1920 **Outcome:** Sustainability
Matrix Code: Child Care Services (05L) **National Objective:** LMC

Initial Funding Date: 09/17/2019

Description:

The Family ACCESS Social Mobility for Young Families project provided early childhood development and parenting support services to strengthen vulnerable families with children, ages 0-5 years in Newton.

A continuum of care and services targeted low- to moderate-income and other at-risk adults, infants, and children.

Services were designed to also address key early childhood and adult benchmarks for social mobility:(1) Counseling and Consultation Services (CCS) stabilized at-risk families and promoted healthy emotional and social development for school readiness.

(2) The Early Learning Center (ELC) provided access to inclusive high-quality child care and preschool for low-to moderate income families.

(3) Early Literacy Services (ELS) engaged parents as teachers and prepared children for success in school.

Financing

	Fund Type	Grant Year	Grant	Funded Amount	Drawn In Program Year	Drawn Thru Program Year
CDBG	EN	2019	B19MC250019	\$39,765.00	\$39,765.00	\$39,765.00
	PI			\$8,235.00	\$8,235.00	\$8,235.00
Total	Total			\$48,000.00	\$48,000.00	\$48,000.00

Proposed Accomplishments

People (General) : 110

Actual Accomplishments

Number assisted:

	Owner		Renter		Total		Person	
	Total	Hispanic	Total	Hispanic	Total	Hispanic	Total	Hispanic
White:	0	0	0	0	0	0	19	0
Black/African American:	0	0	0	0	0	0	11	0
Asian:	0	0	0	0	0	0	6	0
American Indian/Alaskan Native:	0	0	0	0	0	0	0	0
Native Hawaiian/Other Pacific Islander:	0	0	0	0	0	0	0	0
American Indian/Alaskan Native & White:	0	0	0	0	0	0	0	0
Asian White:	0	0	0	0	0	0	1	0
Black/African American & White:	0	0	0	0	0	0	0	0
American Indian/Alaskan Native & Black/African American:	0	0	0	0	0	0	0	0
Other multi-racial:	0	0	0	0	0	0	29	29



U.S. Department of Housing and Urban Development
 Office of Community Planning and Development
 Integrated Disbursement and Information System
 CDBG Activity Summary Report (GPR) for Program Year 2019
 NEWTON


Date: 26-Aug-2020
 Time: 9:54
 Page: 56

Asian/Pacific Islander:	0	0	0	0	0	0	0	0
Hispanic:	0	0	0	0	0	0	0	0
Total:	0	0	0	0	0	0	66	29
Female-headed Households:	0		0		0			

Income Category:

	Owner	Renter	Total	Person
Extremely Low	0	0	0	33
Low Mod	0	0	0	30
Moderate	0	0	0	3
Non Low Moderate	0	0	0	0
Total	0	0	0	66
Percent Low/Mod				100.0%

Annual Accomplishments



U.S. Department of Housing and Urban Development
Office of Community Planning and Development
Integrated Disbursement and Information System
CDBG Activity Summary Report (GPR) for Program Year 2019
NEWTON

Date: 26-Aug-2020
Time: 9:54
Page: 57

Years	Accomplishment Narrative	# Benefitting
2019	<p>Program Area 1: Closing the Achievement Gap for Children and Adolescents, Ages 0-18 years.</p> <p>GOAL 1-A. Increase reading and/or math skills while specifically targeting students who traditionally fall in the achievement gap.</p> <p>GOAL 1-A STRATEGY: Children served by CCS were at-risk for poor outcomes due to developmental or family challenges. During home visits or classroom consultation, CCS facilitated positive growth of skills. The development of all children served by CCS is monitored, using the Ages and Stages Questionnaire to identify any child developmental concerns or delays.</p> <p>GOAL 1-A ACCOMPLISHMENTS ACTIVITY: 70% of children served were at age-appropriate development, which supported later school performance. Staff received referrals from parents and community providers who had concerns about a child's development. 100% of the children were receiving early interventions, public school special education services, and/or individual therapy.</p> <p>GOAL 1-A ACCOMPLISHMENTS SUMMARY: The program provided support to parents of young children, assisting with parenting and organizational supports to increase access to development services. Staff's expertise and trusting relationships with parents facilitated accessing development services through Early Intervention, private therapy, or public school special education. Staff continued to support these families through phone and video contacts during the COVID-19 pandemic.</p> <p>GOAL 1-B. Increase social skills and/or emotional well-being and/or mental health, with a particular focus on the relationship between these skills and school success or early career experience and exploration.</p> <p>GOAL 1-B STRATEGY: Relationship-based interventions stabilized families, strengthened family relationships, and improved future options for parents with case management and advocacy. During home visits or classroom consultation, CCS facilitated positive growth of skills. Staff introduced the use of the Devereaux Early Child Clinical Assessment (DECCA) to identify needs and treatment outcomes for young children with concerning behavior.</p> <p>GOAL 1-B ACCOMPLISHMENTS ACTIVITY: 64% of the children served were on target with their social-emotional skills. 100% of the parents were engaged in achieving their treatment goals.</p> <p>GOAL 1-B ACCOMPLISHMENTS SUMMARY: Services identified children with social-emotional concerns and parent mental health issues. Staff was on track to the end the year with strong results for parental engagement and child social-emotional skills. However, due to COVID-19, families were negatively impacted due to sudden isolation. Children backslid into challenging behavior, while others showed signs of stress and anxiety who never had before. 100% of the parents were engaged in their treatment goals and was a demonstration of the success of the intervention model, regardless of the ability to visit in person or use a telehealth model.</p> <p>Program Area 2: Promoting Economic Mobility and Independence for Vulnerable Adults, Ages 17-60 years.</p> <p>GOAL 2-B. Promote career preparation and family support with an emphasis on jobs that pay self-sustaining and/or family-sustaining wages.</p> <p>GOAL 2-B STRATEGY: CDBG-funded scholarships for childcare promoted economic mobility by providing the family support of affordable child care. Access to high quality child care develops stability for at-risk families.</p> <p>GOAL 2-B ACCOMPLISHMENTS ACTIVITY: The Early Childhood program closed due to COVID-19, hindering staff's ability to offer childcare.</p> <p>GOAL 2-B ACCOMPLISHMENTS SUMMARY: Scholarships were well received and used by the eligible families. Parents reported that high quality affordable childcare was a significant barrier for stable employment and education. Before COVID-19, children receiving scholarships averaged 96.5% attendance. 100% of parents benefitted from CDBG scholarships as all parents were engaged in some type of work or education, with the exception of a parent receiving veterans' benefits.</p>	



U.S. Department of Housing and Urban Development
 Office of Community Planning and Development
 Integrated Disbursement and Information System
 CDBG Activity Summary Report (GPR) for Program Year 2019
 NEWTON

Date: 26-Aug-2020
 Time: 9:54
 Page: 58

PGM Year: 2019
Project: 0004 - Public Services
IDIS Activity: 3536 - Horace Cousens Industrial Fund - Emergency Payments for Families in Financial Crisis

Status: Completed 3/20/2020 12:00:00 AM **Objective:** Create suitable living environments
Location: 1000 Commonwealth Ave Newton, MA 02459-1449 **Outcome:** Sustainability
Matrix Code: Subsistence Payment (05Q) **National Objective:** LMC

Initial Funding Date: 09/17/2019

Description:

Horace Cousens Industrial Fund (Cousens Fund) assisted Newton residents who suffered a temporary financial hardship. The Cousens Fund paid utilities or rent for residents who were at risk of losing their housing or utility service.

Financing

	Fund Type	Grant Year	Grant	Funded Amount	Drawn In Program Year	Drawn Thru Program Year
CDBG	EN	2019	B19MC250019	\$12,000.00	\$12,000.00	\$12,000.00
Total	Total			\$12,000.00	\$12,000.00	\$12,000.00


Proposed Accomplishments

People (General) : 75

Actual Accomplishments

Number assisted:

	Owner		Renter		Total		Person	
	Total	Hispanic	Total	Hispanic	Total	Hispanic	Total	Hispanic
White:	0	0	0	0	0	0	36	3
Black/African American:	0	0	0	0	0	0	34	0
Asian:	0	0	0	0	0	0	0	0
American Indian/Alaskan Native:	0	0	0	0	0	0	0	0
Native Hawaiian/Other Pacific Islander:	0	0	0	0	0	0	0	0
American Indian/Alaskan Native & White:	0	0	0	0	0	0	0	0
Asian White:	0	0	0	0	0	0	0	0
Black/African American & White:	0	0	0	0	0	0	0	0
American Indian/Alaskan Native & Black/African American:	0	0	0	0	0	0	0	0
Other multi-racial:	0	0	0	0	0	0	22	14
Asian/Pacific Islander:	0	0	0	0	0	0	0	0
Hispanic:	0	0	0	0	0	0	0	0
Total:	0	0	0	0	0	0	92	17
Female-headed Households:	0		0		0			



U.S. Department of Housing and Urban Development
 Office of Community Planning and Development
 Integrated Disbursement and Information System
 CDBG Activity Summary Report (GPR) for Program Year 2019
 NEWTON

Date: 26-Aug-2020
 Time: 9:54
 Page: 59

Income Category:

	Owner	Renter	Total	Person
Extremely Low	0	0	0	75
Low Mod	0	0	0	13
Moderate	0	0	0	4
Non Low Moderate	0	0	0	0
Total	0	0	0	92
Percent Low/Mod				100.0%

Annual Accomplishments

Years	Accomplishment Narrative	# Benefiting
2019	<p>Program Area Two: Promoting Economic Mobility and Independence for Vulnerable Adults, Aged 17-60 years.</p> <p>GOAL 2-C. Promote increased stability for populations who are at the highest risk of "falling through the cracks" with a demonstrated "on-ramp" to more economic mobility with an emphasis on interventions once stability is achieved.</p> <p>GOAL 2-C STRATEGY: To increase awareness of this community resource, the Cousens Fund continued to reach out to human service agencies, including public schools, and office hours more flexible to accommodate working parents and applicants. The Cousens Fund made three home visits for applicants who were homebound.</p> <p>GOAL 2-C ACCOMPLISHMENTS ACTIVITY: The Cousens Fund increased communication through email updates to referral sources. By doing so, the Cousens Fund was able to better address the struggles that applicants faced, streamline the process, and further outreach to potential applicants. By providing one-time rental assistance, the Cousens Fund was able to prevent homelessness for families, seniors, and the disabled. The Cousens Fund assisted individuals and families to keep their utilities turned on.</p> <p>GOAL 2-C ACCOMPLISHMENTS SUMMARY: In the first month of the second quarter, we assisted 37 people to prevent homelessness or utility shut off, with grants ranging from \$227 - \$900. Of the people served, 60% of households had a family member who is disabled; 47% with minor children; and 78% were of the lowest income. The majority of the applications (67%) were for rental assistance for those who had fallen behind and were facing possible eviction; and 23% received assistance with overdue utility bills. The Cousens Fund also received applications from two new referral sources.</p>	



U.S. Department of Housing and Urban Development
Office of Community Planning and Development
Integrated Disbursement and Information System
CDBG Activity Summary Report (GPR) for Program Year 2019
NEWTON

Date: 26-Aug-2020
Time: 9:54
Page: 60

PGM Year: 2019
Project: 0004 - Public Services
IDIS Activity: 3537 - Jewish Community Housing for the Elderly - Caring Choices

Status: Completed 6/30/2020 12:00:00 AM
Location: 30 Wallingford Rd Brighton, MA 02135-4708
Objective: Create suitable living environments
Outcome: Sustainability
Matrix Code: Senior Services (05A) **National Objective:** LMC

Initial Funding Date: 09/18/2019

Description:

Jewish Community Housing for the Elderly's (JCHE's), also known as 2Life Communities, CaringChoices provided service coordination and wellness nursing services to low- and extremely-low-income seniors at Coleman House on Winchester Street, Newton. This program enabled these residents to "age in place" by continuing to live independently and with dignity in their own apartments.

Financing

	Fund Type	Grant Year	Grant	Funded Amount	Drawn In Program Year	Drawn Thru Program Year
CDBG	EN	2019	B19MC250019	\$8,997.00	\$8,997.00	\$8,997.00
	PI			\$3,503.00	\$3,503.00	\$3,503.00
Total	Total			\$12,500.00	\$12,500.00	\$12,500.00

Proposed Accomplishments


People (General) : 175

Actual Accomplishments

Number assisted:

	Owner		Renter		Total		Person	
	Total	Hispanic	Total	Hispanic	Total	Hispanic	Total	Hispanic
White:	0	0	0	0	0	0	318	0
Black/African American:	0	0	0	0	0	0	5	0
Asian:	0	0	0	0	0	0	0	0
American Indian/Alaskan Native:	0	0	0	0	0	0	0	0
Native Hawaiian/Other Pacific Islander:	0	0	0	0	0	0	0	0
American Indian/Alaskan Native & White:	0	0	0	0	0	0	0	0
Asian White:	0	0	0	0	0	0	23	0
Black/African American & White:	0	0	0	0	0	0	0	0
American Indian/Alaskan Native & Black/African American:	0	0	0	0	0	0	0	0
Other multi-racial:	0	0	0	0	0	0	0	0
Asian/Pacific Islander:	0	0	0	0	0	0	0	0
Hispanic:	0	0	0	0	0	0	0	0
Total:	0	0	0	0	0	0	346	0

161



U.S. Department of Housing and Urban Development
 Office of Community Planning and Development
 Integrated Disbursement and Information System
 CDBG Activity Summary Report (GPR) for Program Year 2019
 NEWTON

Date: 26-Aug-2020
 Time: 9:54
 Page: 61


Female-headed Households: 0 0 0

Income Category:

	Owner	Renter	Total	Person
Extremely Low	0	0	0	346
Low Mod	0	0	0	0
Moderate	0	0	0	0
Non Low Moderate	0	0	0	0
Total	0	0	0	346
Percent Low/Mod				100.0%

Annual Accomplishments

Years	Accomplishment Narrative	# Benefitting
2019	<p>Program Area Three: Promoting Economic Security and Vitality for Older Adults, Ages 50+.</p> <p>GOAL 3-A. Increase the number of vulnerable older adults with long-term financial plans that will provide economic stability throughout retirement.</p> <p>GOAL 3-A STRATEGY: JCHE provided case management, care coordination, and wellness nursing services to Coleman House residents, ages 62 years and older. Each component of these services, provided by contract personnel, supports independence, health, well being, and vitality of the neediest and frailest residents, enabling them to continue to live independently with dignity at home in their own apartments.</p> <p>GOAL 3-A ACCOMPLISHMENTS ACTIVITY: Keisha Williams filled the position of Case Manager on a contract basis with a start date of April 2, 2018. In the meantime, Wellness Nurse Leslie Rosenblatt provided health screenings and educational services throughout third quarter, although she stopped seeing residents at the beginning of March due to COVID-19. Since the beginning of the year, Nurse Rosenblatt conducted a total of 347 health screenings and education sessions with frail and ailing Coleman House residents, thus enabling them to make more informed choices about their health and wellbeing. Her intervention reduces residents' risk of injurious falls and other adverse conditions that might threaten their ability to live independently at Coleman House. Keisha Williams performed case management at Coleman House. She interacted with 61 different residents, assessing their needs for services and then arranging for those services through Springwell. She totaled over 350 encounters during Q4.</p> <p>GOAL 3-A ACCOMPLISHMENTS SUMMARY: Nurse Rosenblatt provided a safety net for residents by being an on-site resource for them. She advises them as to whether or not to see their doctors or seek other types of medical care (i.e. wound care). She educated people to prevent falls and other injuries, took blood pressures, and helped them to make informed choices. Since COVID-19, Nurse Rosenblatt has not seen patients on site. Keisha Williams has also not been on site but continued to stay in touch with residents by making phone calls to those who are high risk and others who are receiving services to ensure services are uninterrupted during this health emergency. In addition to other Resident Services staff, Keisha made calls daily to do wellness and wellbeing checks and to check-in about specific needs, including food and personal items. JCHE has also sent people's laundry out, collected trach, and delivered mail. All are temporary services to help people stay in their apartments where they are safest.</p>	



U.S. Department of Housing and Urban Development
 Office of Community Planning and Development
 Integrated Disbursement and Information System
 CDBG Activity Summary Report (GPR) for Program Year 2019
 NEWTON

Date: 26-Aug-2020
 Time: 9:54
 Page: 62

PGM Year: 2019
Project: 0004 - Public Services
IDIS Activity: 3538 - Jewish Family & Children's Service - Stabilization and Recovery Services

Status: Completed 6/30/2020 12:00:00 AM **Objective:** Create suitable living environments
Location: 1430 Main St Waltham, MA 02451-1623 **Outcome:** Sustainability
Matrix Code: Mental Health Services (05O) **National Objective:** LMC

Initial Funding Date: 09/17/2019

Description:

Jewish Family & Children's Service (JF&CS) Stabilization and Recovery Services (SRS) provided intensive case management and problem-solving support for Newton residents with persistent mental illness and/or autism spectrum disorder. JF&CS helped residents meet their basic needs and find independence and purpose beyond stabilization.

Financing

	Fund Type	Grant Year	Grant	Funded Amount	Drawn In Program Year	Drawn Thru Program Year
CDBG	EN	2019	B19MC250019	\$6,185.80	\$6,185.80	\$6,185.80
	PI			\$6,314.20	\$6,314.20	\$6,314.20
Total	Total			\$12,500.00	\$12,500.00	\$12,500.00

Proposed Accomplishments


People (General) : 12

Actual Accomplishments

Number assisted:

	Owner		Renter		Total		Person	
	Total	Hispanic	Total	Hispanic	Total	Hispanic	Total	Hispanic
White:	0	0	0	0	0	0	11	0
Black/African American:	0	0	0	0	0	0	0	0
Asian:	0	0	0	0	0	0	0	0
American Indian/Alaskan Native:	0	0	0	0	0	0	0	0
Native Hawaiian/Other Pacific Islander:	0	0	0	0	0	0	0	0
American Indian/Alaskan Native & White:	0	0	0	0	0	0	0	0
Asian White:	0	0	0	0	0	0	0	0
Black/African American & White:	0	0	0	0	0	0	0	0
American Indian/Alaskan Native & Black/African American:	0	0	0	0	0	0	0	0
Other multi-racial:	0	0	0	0	0	0	1	0
Asian/Pacific Islander:	0	0	0	0	0	0	0	0
Hispanic:	0	0	0	0	0	0	0	0
Total:	0	0	0	0	0	0	12	0

163



U.S. Department of Housing and Urban Development
 Office of Community Planning and Development
 Integrated Disbursement and Information System
 CDBG Activity Summary Report (GPR) for Program Year 2019
 NEWTON

Date: 26-Aug-2020
 Time: 9:54
 Page: 63

Female-headed Households: 0 0 0

<i>Income Category:</i>	Owner	Renter	Total	Person
Extremely Low	0	0	0	0
Low Mod	0	0	0	12
Moderate	0	0	0	0
Non Low Moderate	0	0	0	0
Total	0	0	0	12
Percent Low/Mod				100.0%

Annual Accomplishments

Years	Accomplishment Narrative	# Benefitting
2019	<p>Program Area Two: Promoting Economic Mobility and Independence for Vulnerable Adults, Ages 17-60 years. GOAL 2-C. Promote increased stability for populations who are at the highest risk of "falling through the cracks" with a demonstrated "on-ramp" to more economic mobility with an emphasis on interventions once stability is achieved. GOAL 2-C STRATEGY: Of the 12 individuals served with CDBG funds and 80 individuals served with non-CDBG funds, 90% made documented progress toward meeting their self-identified stabilization and recovery goals, resulting in one or more of the outcomes: stabilized housing, secured public benefits to meet basic needs, improved healthcare, and made measurable progress toward meeting other goals associated with positive community engagement and meaningful activity. GOAL 2-C ACCOMPLISHMENTS ACTIVITY: CDBG funding helped to serve 10 individuals in the SRS program, helping them work towards their self-identified stabilization and recovery goals. One client had been out of state, and the case was put on pause while it was determined if the client will be returning. There was also 1 client who was too new to have a goal, and 1 client who had 1 new goal. Of the 10 individuals in the program, 18 goals were identified in the following areas: public benefits (2); improved healthcare (3); stabilized housing (1); activities in daily living (7); finances (3); and socialization (2). All 18 goals remain open, and no goals were achieved or closed. Clients continued to make progress toward achieving all 18 goals. One CDBG-funded client, who had worked with her case manager to achieve long-term, stabilized housing by applying to different affordable housing opportunities, was notified that she would be eligible to move into a subsidized unit shortly. GOAL 2-C ACCOMPLISHMENTS SUMMARY: The SRS program worked with a total of 74 clients, 12 of which were Newton residents. Of the total clients served, 70 made measurable progress in their goals; the remaining were new during Q4 and were working to establish their goals. 67 clients (96% of the 70) made progress, partially achieved, or achieved at least one of their goals. 2 clients did not make progress on any goals and dropped their goals; 1 client had a goal that was too new to measure. The subset of 12 Newton clients worked on 28 goals in the areas of activities of daily living (9), secured and maintained benefits (6), finances (4), health and wellness (3), stabilized housing (2), education and employment (2), and interpersonal connections (2). 8 of the 28 goals were closed. Of the goals closed, 7 were achieved, 9 were partially achieved, and 5 were dropped or not started.</p>	



U.S. Department of Housing and Urban Development
 Office of Community Planning and Development
 Integrated Disbursement and Information System
 CDBG Activity Summary Report (GPR) for Program Year 2019
 NEWTON

Date: 26-Aug-2020
 Time: 9:54
 Page: 64

PGM Year: 2019
Project: 0004 - Public Services
IDIS Activity: 3539 - NCDF Resident Services Program

Status: Completed 6/30/2020 12:00:00 AM
Location: 425 Watertown St Ste 205 Newton, MA 02458-1131
Objective: Create suitable living environments
Outcome: Sustainability
Matrix Code: Senior Services (05A) **National Objective:** LMC

Initial Funding Date: 09/17/2019

Description:

Newton Community Development Foundation, Inc.'s (NCDF's) Resident Services program provided programming and services to encourage self-sufficiency, promote well-being, and foster diversity and a sense of community among residents. Older adults and persons with disabilities received educational, cultural, and social support to sustain community engagement and independent living. The Youth program stimulated learning, built confidence, and promoted social-emotional skills among the young residents.

Financing

	Fund Type	Grant Year	Grant	Funded Amount	Drawn In Program Year	Drawn Thru Program Year
CDBG	EN	2019	B19MC250019	\$28,000.00	\$28,000.00	\$28,000.00
Total	Total			\$28,000.00	\$28,000.00	\$28,000.00


Proposed Accomplishments

People (General) : 315

Actual Accomplishments

Number assisted:

	Owner		Renter		Total		Person	
	Total	Hispanic	Total	Hispanic	Total	Hispanic	Total	Hispanic
White:	0	0	0	0	0	0	199	31
Black/African American:	0	0	0	0	0	0	96	0
Asian:	0	0	0	0	0	0	22	0
American Indian/Alaskan Native:	0	0	0	0	0	0	4	0
Native Hawaiian/Other Pacific Islander:	0	0	0	0	0	0	0	0
American Indian/Alaskan Native & White:	0	0	0	0	0	0	0	0
Asian White:	0	0	0	0	0	0	0	0
Black/African American & White:	0	0	0	0	0	0	0	0
American Indian/Alaskan Native & Black/African American:	0	0	0	0	0	0	0	0
Other multi-racial:	0	0	0	0	0	0	0	0
Asian/Pacific Islander:	0	0	0	0	0	0	0	0
Hispanic:	0	0	0	0	0	0	0	0
Total:	0	0	0	0	0	0	321	31



U.S. Department of Housing and Urban Development
 Office of Community Planning and Development
 Integrated Disbursement and Information System
 CDBG Activity Summary Report (GPR) for Program Year 2019
 NEWTON

Date: 26-Aug-2020
 Time: 9:54
 Page: 65


Female-headed Households: 0 0 0

Income Category:

	Owner	Renter	Total	Person
Extremely Low	0	0	0	51
Low Mod	0	0	0	234
Moderate	0	0	0	16
Non Low Moderate	0	0	0	20
Total	0	0	0	321
Percent Low/Mod				93.8%

Annual Accomplishments

Years	Accomplishment Narrative	# Benefitting
2019	<p>Program Area One: Closing the Achievement Gap for Children and Adolescents, Ages 0-18 years.</p> <p>GOAL 1-B. Increase social skills and/or emotional well-being and/or mental health, with a particular focus on the relationship between these skills and school success or early career experience and exploration. These programs can be solely child-focused or whole family-focused.</p> <p>GOAL 1-B STRATEGY: The Youth Program offered enrichment programming at no cost to NCDF families. These social and educational activities promoted personal growth, social/emotional skills and team building within the community. Data from attendance logs, as well as feedback from monthly Youth Program Meetings and individual family discussions were used as assessment tools.</p> <p>GOAL 1-B ACCOMPLISHMENTS ACTIVITY: Throughout the stay-at-home order and advisory, staff connected with families with children residing in NCDF communities. The goal was to ensure they had what they needed, including basic needs during this difficult time. Staff continued to regularly communicate with families about emergency funds that they might qualify for and resources within the community. Staff connected with the Newton Public Schools about at-risk families and made deliveries from the Newton Food Pantry to those without access to their own transportation.</p> <p>GOAL 1-B ACCOMPLISHMENTS SUMMARY: The Youth Program focused on issues including equality and mental health. Topics proved to be pertinent discussions as families coped with COVID-19 and civil unrest in the country around racial equality.</p> <p>Program Area Three: Promoting Economic Security and Vitality for Older Adults, Ages 50+.</p> <p>GOAL 3-B. Provide currently underserved and/or isolated vulnerable older adults with new social networks and/or community engagement opportunities including lifelong learning, volunteer opportunities and/or encore careers.</p> <p>GOAL 3-B STRATEGY: NCDF provided supportive services and enrichment activities to older residents and those who have a disability. Residents had the opportunity to improve their mental and physical health and increase socialization. Program reports, resident surveys, and in-person discussions were used as assessment tools.</p> <p>GOAL 3-B ACCOMPLISHMENTS ACTIVITY: Due to COVID-19, staff worked remotely until June 1st and relied heavily on telephone and email contact to connect with the most vulnerable residents. In May, staff launched virtual Resident Services programs via Zoom video conference, hosting house meetings, educational discussions, and fitness classes. While there were barriers, including lack of technology, low vision, and memory impairments, staff helped residents to navigate the Zoom functions.</p> <p>GOAL 3-B ACCOMPLISHMENTS SUMMARY: NCDF's goal to engage residents and increase socialization was put to the challenge this year due to COVID-19. Staff reverted to keeping older residents inside their apartments and social isolating while ensuring their basic needs were being met. Staff remain connected through telephone, emails, and virtual programs. This connection is critical to the well-being of the most isolated residents.</p>	



U.S. Department of Housing and Urban Development
 Office of Community Planning and Development
 Integrated Disbursement and Information System
 CDBG Activity Summary Report (GPR) for Program Year 2019
 NEWTON

Date: 26-Aug-2020
 Time: 9:54
 Page: 66

PGM Year: 2019
Project: 0004 - Public Services
IDIS Activity: 3540 - Newton Housing Authority- Resident Services Program

Status: Completed 6/30/2020 12:00:00 AM
Location: 82 Lincoln St Newton, MA 02461-1551

Objective: Create suitable living environments
Outcome: Sustainability
Matrix Code: Senior Services (05A) **National Objective:** LMC

Initial Funding Date: 09/17/2019

Description:
 Newton Housing Authority's (NHA's) Resident Services program provided social services and recreational opportunities for its low-income elderly, disabled, and family residents. Through its Resident Services program, the NHA aimed to respond to the changing landscape of tenants' needs to more effectively support their well-being. The Resident Service program ultimately aimed to create a sense of community, promote successful tenancies, and supported development to enhance residents' quality of life.

Financing

	Fund Type	Grant Year	Grant	Funded Amount	Drawn In Program Year	Drawn Thru Program Year
CDBG	EN	2019	B19MC250019	\$20,611.50	\$20,611.50	\$20,611.50
	PI			\$2,388.50	\$2,388.50	\$2,388.50
Total	Total			\$23,000.00	\$23,000.00	\$23,000.00

Proposed Accomplishments


People (General) : 820

Actual Accomplishments

Number assisted:

	Owner		Renter		Total		Person	
	Total	Hispanic	Total	Hispanic	Total	Hispanic	Total	Hispanic
White:	0	0	0	0	0	0	898	17
Black/African American:	0	0	0	0	0	0	9	0
Asian:	0	0	0	0	0	0	94	0
American Indian/Alaskan Native:	0	0	0	0	0	0	0	0
Native Hawaiian/Other Pacific Islander:	0	0	0	0	0	0	0	0
American Indian/Alaskan Native & White:	0	0	0	0	0	0	0	0
Asian White:	0	0	0	0	0	0	0	0
Black/African American & White:	0	0	0	0	0	0	0	0
American Indian/Alaskan Native & Black/African American:	0	0	0	0	0	0	0	0
Other multi-racial:	0	0	0	0	0	0	0	0
Asian/Pacific Islander:	0	0	0	0	0	0	0	0
Hispanic:	0	0	0	0	0	0	0	0
Total:	0	0	0	0	0	0	1,001	17

167



U.S. Department of Housing and Urban Development
 Office of Community Planning and Development
 Integrated Disbursement and Information System
 CDBG Activity Summary Report (GPR) for Program Year 2019
 NEWTON


Date: 26-Aug-2020
 Time: 9:54
 Page: 67

Female-headed Households: 0 0 0

<i>Income Category:</i>	Owner	Renter	Total	Person
Extremely Low	0	0	0	1,001
Low Mod	0	0	0	0
Moderate	0	0	0	0
Non Low Moderate	0	0	0	0
Total	0	0	0	1,001
Percent Low/Mod	100.0%			

Annual Accomplishments

Years	Accomplishment Narrative	# Benefitting
2019	<p>Program Area Three: Promoting Economic Security and Vitality for Older Adults, Aged 50+.</p> <p>GOAL 3-A. Increase the number of vulnerable older adults with long-term financial plans that will provide economic stability throughout retirement.</p> <p>GOAL 3-A STRATEGY: NHA provided clinical services that supported individuals in financial crisis and utilized one-to-one relationship to provide psychoeducation around financial planning and economic stability.</p> <p>GOAL 3-A ACCOMPLISHMENTS ACTIVITY: Clinicians at NHA provided one-to-one case management with a special focus on financial assistance and budgeting support.</p> <p>GOAL 3-A ACCOMPLISHMENTS SUMMARY: Through on-site and consistent access to clinicians with case management experience, tenants are able to get critical support with financial crisis that could risk their tenancy. The Resident Service Department was responsible for aiding residents in accessing \$26,228 in financial assistance. Each case carried the opportunity for clinicians to discuss financial planning stability and literacy with older adult residents.</p> <p>GOAL 3-B. Provide currently underserved and/or isolated vulnerable older adults with new social networks and/or community engagement opportunities including lifelong learning, volunteer opportunities and/or "encore careers."</p> <p>GOAL 3-B STRATEGY: NHA provided ongoing supportive services that promoted economic health and overall wellbeing of low-income older adult tenants and increased social networks through recreation and group programming.</p> <p>GOAL 3-B ACCOMPLISHMENTS ACTIVITY: NHA continued to develop recreational and clinical services with a focus on improved health outcomes, including decreased social isolation, increased community engagement, increased access to gaining in place resources and new social networks, and economic stability. Activities included one-to-one case management services, tai chi classes, flu shot clinics, pre-dementia programming, eviction prevention intervention, Cyber Security and anti-scam protection, translation days, and homeopathic ways of addressing pain management.</p> <p>GOAL 3-B ACCOMPLISHMENTS SUMMARY: With COVID-19, the Resident Services Department increased outreach and engagement to residents in all programs and worked with many residents who needed financial assistance as well as assistance with other basic needs. Due to COVID-19, the Department called every older adult and persons with disabilities that would be served by this grant. Additionally, the Department provided crisis assistance, Personal Protective Equipment, and grocery delivery to 1001 individuals. Over 12,300 masks were distributed to residents in the program. Groceries were delivered from Newton Food Pantry and the Centre Street Food Pantry to 216 households. Since March 2020, the Department helped residents secure over \$15,400 in financial assistance. Finally, the Department increased clinical cases to 55 mandarin-speaking households. Overall, the Department served 94 mandarin-speaking older adult residents through recreation, clinical programming, and translation services. This success is due to the addition of a mandarin-speaking licensed social worker.</p>	



U.S. Department of Housing and Urban Development
 Office of Community Planning and Development
 Integrated Disbursement and Information System
 CDBG Activity Summary Report (GPR) for Program Year 2019
 NEWTON

Date: 26-Aug-2020
 Time: 9:54
 Page: 68

PGM Year: 2019
Project: 0004 - Public Services
IDIS Activity: 3541 - Plowshares Education Development- Tuition Assistance Program

Status: Completed 6/30/2020 12:00:00 AM **Objective:** Create economic opportunities
Location: 457 Walnut St Newton, MA 02460-2224 **Outcome:** Affordability
Matrix Code: Child Care Services (05L) **National Objective:** LMC

Initial Funding Date: 09/17/2019

Description:

Plowshares Education Development Center's (Plowshares's) Tuition Assistance enabled low- and moderate-income qualifying families to receive quality education and care for their children, at ages 18 months through 5th grade. Plowshares' programs were offered at all three of its sites in Newton while guardians worked, attended school, or were otherwise incapacitated or in need. Attendance in the programs also enabled professional staff to monitor the children and make referrals for support as needed.

Financing

	Fund Type	Grant Year	Grant	Funded Amount	Drawn In Program Year	Drawn Thru Program Year
CDBG	EN	2019	B19MC250019	\$6,905.84	\$6,905.84	\$6,905.84
	PI			\$3,094.16	\$3,094.16	\$3,094.16
Total	Total			\$10,000.00	\$10,000.00	\$10,000.00


Proposed Accomplishments

People (General) : 6

Actual Accomplishments

Number assisted:

	Owner		Renter		Total		Person	
	Total	Hispanic	Total	Hispanic	Total	Hispanic	Total	Hispanic
White:	0	0	0	0	0	0	2	2
Black/African American:	0	0	0	0	0	0	1	0
Asian:	0	0	0	0	0	0	0	0
American Indian/Alaskan Native:	0	0	0	0	0	0	0	0
Native Hawaiian/Other Pacific Islander:	0	0	0	0	0	0	0	0
American Indian/Alaskan Native & White:	0	0	0	0	0	0	0	0
Asian White:	0	0	0	0	0	0	0	0
Black/African American & White:	0	0	0	0	0	0	0	0
American Indian/Alaskan Native & Black/African American:	0	0	0	0	0	0	0	0
Other multi-racial:	0	0	0	0	0	0	5	5
Asian/Pacific Islander:	0	0	0	0	0	0	0	0
Hispanic:	0	0	0	0	0	0	0	0




U.S. Department of Housing and Urban Development
 Office of Community Planning and Development
 Integrated Disbursement and Information System
 CDBG Activity Summary Report (GPR) for Program Year 2019
 NEWTON

Date: 26-Aug-2020
 Time: 9:54
 Page: 69

Total:	0	0	0	0	0	0	8	7
Female-headed Households:	0		0		0			
<i>Income Category:</i>								
	Owner	Renter	Total	Person				
Extremely Low	0	0	0	2				
Low Mod	0	0	0	6				
Moderate	0	0	0	0				
Non Low Moderate	0	0	0	0				
Total	0	0	0	8				
Percent Low/Mod				100.0%				

Annual Accomplishments

Years	Accomplishment Narrative	# Benefitting
2019	<p>Program Area One: Closing the Achievement Gap for Children and Adolescents, Ages 0-18 years.</p> <p>GOAL 1-A. Increase reading and/or math skills while specifically targeting students who traditionally fall in the achievement gap.</p> <p>GOAL 1-A STRATEGY: Plowshare provided language development through story time, books, and printed labels identifying areas, objects, and directions. The daily schedule included a circle time during which stories were read, topics were discussed verbally with students, counting was practices, and STEM activities were offered.</p> <p>GOAL 1-A ACCOMPLISHMENTS ACTIVITY: Teachers maintained observational records of each child's social and cognitive growth and development. This progress is reported to parents bi-annually at conferences. Teachers utilized Ages and Stages for screening to discover areas in which children might need additional support and Work Sampling for progressive registry of achievement.</p> <p>GOAL 1-A ACCOMPLISHMENTS SUMMARY: Due to COVID-19, teachers switched to Zoom-related activities and visited students and families in their homes. Teachers continued with Zoom story time readings, movement, dance and exercises, theme of the week activities, sing-a-longs, and other opportunities for children to share and talk with both staff and other classmates. The pre-reading and math skill development techniques were used to support the children's neuro-development pathways to holistically form these skills.</p> <p>GOAL 1-B. Increase social skills and/or emotional well-being and/or mental health, with a particular focus on the relationship between these skills and school success or early career experience and exploration. These programs can be solely child-focused or whole family-focused.</p> <p>GOAL 1-B STRATEGY. Plowshare's philosophy incorporated developmentally appropriate practices, as advocated by the National Education for the Association of Young Children. Areas covered included building self-confidence, mastery of age appropriate skills, opportunities for social interactions and conflict resolution.</p> <p>GOAL 1-B ACCOMPLISHMENTS ACTIVITY: Teachers ensured holistic and well-rounded curriculum, including outdoor play, music, arts, and self-help skills. Parents and children were offered support services and/or referrals as needed for emotional well-being and potential mental health supports.</p> <p>GOAL 1-B ACCOMPLISHMENTS SUMMARY: Due to COVID-19, teachers switched to Zoom-related activities and visited students and families in their homes. Teachers continued with Zoom story time readings, movement, dance and exercises, theme of the week activities, sing-a-longs, and other opportunities for children to share and talk with both staff and other classmates. The pre-reading and math skill development techniques were used to support the children's neuro-development pathways to holistically form these skills. Teachers maintained communication with parents via video conferencing, emails, and phone calls to discuss issues that they may be having or to provide guidance that they may need, especially related to social skills and mental health issues. Teachers provided conferencing for children's bi-annual progress reports.</p>	



U.S. Department of Housing and Urban Development
 Office of Community Planning and Development
 Integrated Disbursement and Information System
 CDBG Activity Summary Report (GPR) for Program Year 2019
 NEWTON

Date: 26-Aug-2020
 Time: 9:54
 Page: 70

PGM Year: 2019
Project: 0004 - Public Services
IDIS Activity: 3542 - REACH - Individual Support and Advocacy

Status: Completed 6/30/2020 12:00:00 AM
Location: Address Suppressed
Objective: Create suitable living environments
Outcome: Availability/accessibility
Matrix Code: Services for victims of domestic violence, dating violence, sexual assault or stalking (05G) **National Objective:** LMC

Initial Funding Date: 09/17/2019

Description:
 REACH Beyond Domestic Violence (REACH) provided a range of supportive services through individualized advocacy in its Community Based Advocacy Program, including safety planning and financial, housing, and legal assistance. REACH also provided support groups for survivors of domestic violence.

Financing

	Fund Type	Grant Year	Grant	Funded Amount	Drawn In Program Year	Drawn Thru Program Year
CDBG	EN	2019	B19MC250019	\$5,651.67	\$5,651.67	\$5,651.67
	PI			\$5,868.33	\$5,868.33	\$5,868.33
Total	Total			\$11,520.00	\$11,520.00	\$11,520.00

Proposed Accomplishments

People (General) : 15

Actual Accomplishments

Number assisted:

	Owner		Renter		Total		Person	
	Total	Hispanic	Total	Hispanic	Total	Hispanic	Total	Hispanic
White:	0	0	0	0	0	0	14	10
Black/African American:	0	0	0	0	0	0	1	0
Asian:	0	0	0	0	0	0	0	0
American Indian/Alaskan Native:	0	0	0	0	0	0	0	0
Native Hawaiian/Other Pacific Islander:	0	0	0	0	0	0	0	0
American Indian/Alaskan Native & White:	0	0	0	0	0	0	0	0
Asian White:	0	0	0	0	0	0	0	0
Black/African American & White:	0	0	0	0	0	0	0	0
American Indian/Alaskan Native & Black/African American:	0	0	0	0	0	0	0	0
Other multi-racial:	0	0	0	0	0	0	0	0
Asian/Pacific Islander:	0	0	0	0	0	0	0	0
Hispanic:	0	0	0	0	0	0	0	0
Total:	0	0	0	0	0	0	15	10

171



U.S. Department of Housing and Urban Development
 Office of Community Planning and Development
 Integrated Disbursement and Information System
 CDBG Activity Summary Report (GPR) for Program Year 2019
 NEWTON

Date: 26-Aug-2020
 Time: 9:54
 Page: 71


Female-headed Households: 0 0 0

Income Category:

	Owner	Renter	Total	Person
Extremely Low	0	0	0	0
Low Mod	0	0	0	15
Moderate	0	0	0	0
Non Low Moderate	0	0	0	0
Total	0	0	0	15
Percent Low/Mod	100.0%			

Annual Accomplishments

Years	Accomplishment Narrative	# Benefitting
2019	<p>Program Area Two: Promoting Economic Mobility and Independence for Vulnerable Adults, Ages 17-60 years.</p> <p>GOAL 2-C. Promote increased stability for populations who are at the highest risk of "falling through the cracks" with a demonstrated "on-ramp" to more economic mobility with an emphasis on interventions once stability is achieved.</p> <p>GOAL 2-C STRATEGY: Through individualized advocacy, residents engaged in safety planning, ongoing mental health services for adults and youth, and access to financial assistance and benefits. Advocates helped Newton residents primarily with housing and benefits advocacy, safety planning, and legal issues including restraining orders.</p> <p>GOAL 2-C ACCOMPLISHMENTS ACTIVITY: Advocates worked with each survivor to determine goals and accomplishments related to their overall safety, stability, and empowerment. Of the 15 Newton residents, all had active safety plans in place, 6 obtained housing assistance, 4 residents received legal advocacy and court accompaniment, and 1 attended domestic violence support groups. Immigrant survivors met with local officials and politicians around equal treatment and safety concerns. Children received assistance with schools and mental health services.</p> <p>GOAL 2-C ACCOMPLISHMENTS SUMMARY: Families served remain safe and stable in their communities. Families experienced increased access to financial resources and maintained or obtained safe, affordable housing. Through support, individualized advocacy, and trauma-informed practice, REACH's program has supported 15 residents and their families with increased stability and recorded meetings and advocacy services in EmpowerDB database. With COVID-19 restrictions in place, REACH continued to provide remote services to survivors and assisted them in applying for local emergency funds.</p>	



U.S. Department of Housing and Urban Development
 Office of Community Planning and Development
 Integrated Disbursement and Information System
 CDBG Activity Summary Report (GPR) for Program Year 2019
 NEWTON

Date: 26-Aug-2020
 Time: 9:54
 Page: 72

PGM Year: 2019
Project: 0004 - Public Services
IDIS Activity: 3543 - Riverside Community Care- Mental Health and Substance Abuse Recovery

Status: Completed 6/30/2020 12:00:00 AM **Objective:** Create suitable living environments
Location: 270 Bridge St Dedham, MA 02026-1798 **Outcome:** Sustainability
Matrix Code: Mental Health Services (05O) **National Objective:** LMC

Initial Funding Date: 09/17/2019

Description:

Riverside Community Care (Riverside) provided clinic-based, school-based, and home-based counseling services to low- and moderate-income Newton residents across the lifespan in order to improve children's academic achievement, adults' economic potential, and older adults' social and community engagement. Riverside's facilities and services included NewtonNeedham Home-Based services (NNHB), Newton Youth Outreach (NYO) program, Riverside Outpatient Center (ROC), and Elliot House.

Financing

	Fund Type	Grant Year	Grant	Funded Amount	Drawn In Program Year	Drawn Thru Program Year
CDBG	EN	2019	B19MC250019	\$35,630.03	\$35,630.03	\$35,630.03
	PI			\$4,369.97	\$4,369.97	\$4,369.97
Total	Total			\$40,000.00	\$40,000.00	\$40,000.00

Proposed Accomplishments

People (General) : 350

Actual Accomplishments

Number assisted:

	Owner		Renter		Total		Person	
	Total	Hispanic	Total	Hispanic	Total	Hispanic	Total	Hispanic
White:	0	0	0	0	0	0	331	23
Black/African American:	0	0	0	0	0	0	37	19
Asian:	0	0	0	0	0	0	36	0
American Indian/Alaskan Native:	0	0	0	0	0	0	3	0
Native Hawaiian/Other Pacific Islander:	0	0	0	0	0	0	0	0
American Indian/Alaskan Native & White:	0	0	0	0	0	0	1	0
Asian White:	0	0	0	0	0	0	6	0
Black/African American & White:	0	0	0	0	0	0	5	2
American Indian/Alaskan Native & Black/African American:	0	0	0	0	0	0	0	0
Other multi-racial:	0	0	0	0	0	0	22	6
Asian/Pacific Islander:	0	0	0	0	0	0	0	0
Hispanic:	0	0	0	0	0	0	0	0



U.S. Department of Housing and Urban Development
Office of Community Planning and Development
Integrated Disbursement and Information System
CDBG Activity Summary Report (GPR) for Program Year 2019
NEWTON

Date: 26-Aug-2020

Time: 9:54

Page: 73


Total: 0 0 0 0 0 0 441 50

Female-headed Households: 0 0 0 0

Income Category:

	Owner	Renter	Total	Person
Extremely Low	0	0	0	150
Low Mod	0	0	0	113
Moderate	0	0	0	85
Non Low Moderate	0	0	0	93
Total	0	0	0	441
Percent Low/Mod				78.9%


Annual Accomplishments



U.S. Department of Housing and Urban Development
Office of Community Planning and Development
Integrated Disbursement and Information System
CDBG Activity Summary Report (GPR) for Program Year 2019
NEWTON

Date: 26-Aug-2020
Time: 9:54
Page: 74

Years	Accomplishment Narrative	# Benefiting
2019	<p>Program Area One: Closing the Achievement Gap for Children and Adolescents, Ages 0-18 years.</p> <p>GOAL 1-B. Increase social skills and/or emotional well-being and/or mental health, with a particular focus on the relationship between these skills and school success or early career experience and exploration. These programs can be solely child-focused or whole family-focused.</p> <p>GOAL 1-B STRATEGY: The NYO program provided mental health services to adolescents at Newton Public Schools during the school day. NNHB mental health clinicians worked with families in their homes to reduce or remove barriers to a child's academic success and identify and build upon the family's strengths to increase support for the adolescent in the academic setting.</p> <p>GOAL 1-B ACCOMPLISHMENTS ACTIVITY: NYO clinician assisted a 15-year-old transgender (female to male) high school student with symptoms of depression precipitated by his transition and his family's difficulty in accepting his transition, by exploring his identity and teaching coping strategies to manage shifts in his mood. NNHB clinician supported a family with a 16-year-old teenager who received an Autism Spectrum Disorder (ASD) diagnosis by providing psychoeducation on ASD, helping the family accept the diagnosis, teaching conflict resolution skills to improve overall family communication, and collaborating with school personnel.</p> <p>GOAL 1-B ACCOMPLISHMENTS SUMMARY: Riverside provided mental health services to 112 adolescents at Newton Public Schools and 18 families at home and remotely via telehealth after March 16, 2020, as a result of COVID-19.</p> <p>Program Area Two: Promoting Economic Mobility and Independence for Vulnerable Adults, Ages 17-60 years.</p> <p>GOAL 2-C. Promote increased stability for populations who are at the highest risk of falling through the cracks with a demonstrated on-ramp to more economic mobility with an emphasis on interventions once stability is achieved.</p> <p>GOAL 2-C STRATEGY: At ROC, staff developed its clients' strengths, skills, interests, and goals, improved their coping strategies, and decreased their social isolation, all of which helped to move them toward increased economic and social independence.</p> <p>GOAL 2-C ACCOMPLISHMENTS ACTIVITY: A 63-year-old married father of 3 had a history of job losses due to long-term symptoms of bipolar disorder. He expressed a sense of purpose and gratitude for his job working in an essential industry during COVID-19 at a local supermarket.</p> <p>GOAL 2-C ACCOMPLISHMENTS SUMMARY: Riverside provided clinic-based mental health and medication management services to 311 Newton residents.</p> <p>Program Area Three: Promoting Economic Security and Vitality for Older Adults, Ages 50+.</p> <p>GOAL 3-B. Provide currently underserved and/or isolated vulnerable older adults with new social networks and/or community engagement opportunities including lifelong learning, volunteer opportunities and/or encore careers.</p> <p>GOAL 3-B STRATEGY: By addressing the stigmatizing problem of hoarding, older adults became less socially isolated, better able to maintain stable housing, and be physically safer and healthier.</p> <p>GOAL 3-B ACCOMPLISHMENTS ACTIVITY: 3 hoarding treatment groups continued remotely via telehealth. Riverside's hoarding treatment program coordinator, Karin Lehr, LICSW maintained communication with the Newton Senior Center about rescheduling the declutter support group and planned public speaking events and worked with Wellesley College interns to terminate with their assigned in-home cases.</p> <p>GOAL 3-B ACCOMPLISHMENTS SUMMARY: Newton residents diagnosed with hoarding disorder received evidence-based group treatment. City of Newton staff received consultation and guidance on managing hoarding problems. Newton residents received free information and support on understanding and addressing the problem of hoarding for themselves or their loved ones.</p>	



U.S. Department of Housing and Urban Development
 Office of Community Planning and Development
 Integrated Disbursement and Information System
 CDBG Activity Summary Report (GPR) for Program Year 2019
 NEWTON

Date: 26-Aug-2020
 Time: 9:54
 Page: 75

PGM Year: 2019
Project: 0004 - Public Services
IDIS Activity: 3544 - The Second Step - Residential and Community Programs

Status: Completed 6/30/2020 12:00:00 AM
Location: Address Suppressed

Objective: Create suitable living environments
Outcome: Sustainability
Matrix Code: Services for victims of domestic violence, dating violence, sexual assault or stalking (05G)
National Objective: LMC

Initial Funding Date: 09/17/2019

Description:
 The Second Step (TSS) served adult survivors of domestic violence anywhere along the spectrum of experiencing and healing from the trauma of abuse. TSS provided case management, one-on-one support, safety planning, and access to meaningful resources designed to help stabilize housing, income, and family well being.

Financing

	Fund Type	Grant Year	Grant	Funded Amount	Drawn In Program Year	Drawn Thru Program Year
CDBG	EN	2019	B19MC250019	\$19,591.45	\$19,591.45	\$19,591.45
	PI			\$15,408.55	\$15,408.55	\$15,408.55
Total	Total			\$35,000.00	\$35,000.00	\$35,000.00


Proposed Accomplishments

People (General) : 156

Actual Accomplishments

Number assisted:

	Owner		Renter		Total		Person	
	Total	Hispanic	Total	Hispanic	Total	Hispanic	Total	Hispanic
White:	0	0	0	0	0	0	62	20
Black/African American:	0	0	0	0	0	0	21	4
Asian:	0	0	0	0	0	0	17	0
American Indian/Alaskan Native:	0	0	0	0	0	0	1	0
Native Hawaiian/Other Pacific Islander:	0	0	0	0	0	0	0	0
American Indian/Alaskan Native & White:	0	0	0	0	0	0	0	0
Asian White:	0	0	0	0	0	0	0	0
Black/African American & White:	0	0	0	0	0	0	0	0
American Indian/Alaskan Native & Black/African American:	0	0	0	0	0	0	0	0
Other multi-racial:	0	0	0	0	0	0	33	0
Asian/Pacific Islander:	0	0	0	0	0	0	0	0
Hispanic:	0	0	0	0	0	0	0	0
Total:	0	0	0	0	0	0	134	24



U.S. Department of Housing and Urban Development
 Office of Community Planning and Development
 Integrated Disbursement and Information System
 CDBG Activity Summary Report (GPR) for Program Year 2019
 NEWTON

Date: 26-Aug-2020
 Time: 9:54
 Page: 76

Female-headed Households: 0 0 0

Income Category:

	Owner	Renter	Total	Person
Extremely Low	0	0	0	0
Low Mod	0	0	0	134
Moderate	0	0	0	0
Non Low Moderate	0	0	0	0
Total	0	0	0	134
Percent Low/Mod				100.0%

Annual Accomplishments

Years	Accomplishment Narrative	# Benefiting
2019	<p>Program Area Two: Promoting Economic Mobility and Independence for Vulnerable Adults, Ages 17-60 years.</p> <p>GOAL 2-B. Promote career preparation and family support with an emphasis on jobs that pay self-sustaining and/or family-sustaining wages.</p> <p>GOAL 2-B STRATEGY: TSS determined roadblocks to career success, including language barriers, interrupted employment histories, and access to appropriate work opportunities that offer a living wage and benefits. TSS explored challenges survivors faced and identified areas of programming and collaboration, including networking and community partners who had opportunities for survivors, exploring the talents that survivors had, while helping to promote them to appropriate employers and finding creative ways to address language barriers.</p> <p>GOAL 2-B ACCOMPLISHMENTS ACTIVITY: TSS rolled out Year 2 of its SEEK (Stability and Empowerment through Education and Knowledge) ESL program. 12 students were enrolled and this Fall, TSS launched its own ESL-Financial Literacy Curriculum, taught by one of its bi-lingual community advocates. While this was well-received, TSS lost that advocate in December 2019. TSS continued meeting with participants in order to keep the momentum connection going. Due to COVID-19, TSS paused its classes altogether. TSS maintained communication with its students in this group on a one-on-one basis, and TSS will resume classes this Fall depending on COVID-19. TSS continued conversations with Newton Housing Authority's social worker about possible collaborations with their ESL teacher and programming.</p> <p>GOAL 2-B ACCOMPLISHMENTS SUMMARY: Prior to COVID-19, students enrolled in the SEEK program were incredibly involved in the financial literacy component of the class, which was new this year. Many students attended a class hosted by the Newton Housing Authority, focused on a good tenants curriculum. This enthusiasm to attend the class was largely due to the students' confidence in their language skills as a result of their participation in the SEEK program. Students would not otherwise attend the class without assistance from the SEEK program, building confidence in their ability to understand the material. This truly demonstrates the need for multi-lingual programming, as well as the resiliency of TSS's survivors.</p> <p>GOAL 2-C. Promote increased stability for populations who are at the highest risk of falling through the cracks with a demonstrated on-ramp to more economic mobility with an emphasis on interventions once stability is achieved.</p> <p>GOAL 2-C STRATEGY: TSS served a variety of survivors who were at risk of falling through the cracks due to their age, race, education level, language barriers, and trauma symptoms. TSS's underlying philosophy of creating long-term supportive relationships with survivors allowed TSS to successfully immerse them into TSS's supportive community. IMAGINE (Inspiration, Motivation, and Growth in Networks that Empower) Program provided various opportunities for survivors to heal in a relationship with each other, support each other in taking healthy risks, and provide one-on-one mentoring relationships, leadership opportunities, and a network of providers and employers who support TSS's work.</p> <p>GOAL 2-C ACCOMPLISHMENTS ACTIVITY: TSS Speakers Bureau participants continued to meet and support each other on a weekly basis through February. TSS planned to hold an event where the members of this group could invite other survivors to join this healing community. TSS postponed this event because of COVID-19 restrictions but hosted Zoom meetings to keep people connected.</p> <p>GOAL 2-C ACCOMPLISHMENTS SUMMARY: Despite COVID-19, participants in the Speakers Bureau and IMAGINE Program were able to maintain meaningful connections with both staff and each other, which was incredibly important for survivors who were and continue to experience isolation due to COVID-19.</p>	



U.S. Department of Housing and Urban Development
 Office of Community Planning and Development
 Integrated Disbursement and Information System
 CDBG Activity Summary Report (GPR) for Program Year 2019
 NEWTON

Date: 26-Aug-2020
 Time: 9:54
 Page: 77

PGM Year: 2019
Project: 0004 - Public Services
IDIS Activity: 3545 - Newton Senior Center Fitness Program

Status: Completed 6/30/2020 12:00:00 AM
Location: 345 Walnut St Newton, MA 02460-1989
Objective: Create suitable living environments
Outcome: Availability/accessibility
Matrix Code: Senior Services (05A) **National Objective:** LMC

Initial Funding Date: 09/17/2019

Description:
 Newton Department of Senior Services provided an assortment of fitness programming and classes held at the Senior Center and other community-based satellite sites. These programs supported access to improved health, fitness, social engagement, and financial sustainability resources for Newton's older adults.

Financing

	Fund Type	Grant Year	Grant	Funded Amount	Drawn In Program Year	Drawn Thru Program Year
CDBG	EN	2019	B19MC250019	\$10,000.00	\$10,000.00	\$10,000.00
Total	Total			\$10,000.00	\$10,000.00	\$10,000.00


Proposed Accomplishments

People (General) : 300

Actual Accomplishments

Number assisted:

	Owner		Renter		Total		Person	
	Total	Hispanic	Total	Hispanic	Total	Hispanic	Total	Hispanic
White:	0	0	0	0	0	0	254	2
Black/African American:	0	0	0	0	0	0	1	0
Asian:	0	0	0	0	0	0	2	0
American Indian/Alaskan Native:	0	0	0	0	0	0	0	0
Native Hawaiian/Other Pacific Islander:	0	0	0	0	0	0	0	0
American Indian/Alaskan Native & White:	0	0	0	0	0	0	0	0
Asian White:	0	0	0	0	0	0	0	0
Black/African American & White:	0	0	0	0	0	0	0	0
American Indian/Alaskan Native & Black/African American:	0	0	0	0	0	0	0	0
Other multi-racial:	0	0	0	0	0	0	0	0
Asian/Pacific Islander:	0	0	0	0	0	0	0	0
Hispanic:	0	0	0	0	0	0	0	0
Total:	0	0	0	0	0	0	257	2
Female-headed Households:	0		0		0			



U.S. Department of Housing and Urban Development
 Office of Community Planning and Development
 Integrated Disbursement and Information System
 CDBG Activity Summary Report (GPR) for Program Year 2019
 NEWTON

Date: 26-Aug-2020
 Time: 9:54
 Page: 78

Income Category:

	Owner	Renter	Total	Person
Extremely Low	0	0	0	0
Low Mod	0	0	0	201
Moderate	0	0	0	8
Non Low Moderate	0	0	0	48
Total	0	0	0	257
Percent Low/Mod				81.3%

Annual Accomplishments

Years	Accomplishment Narrative	# Benefiting
2019	<p>Program Area Three: Promoting Economic Security and Vitality for Older Adults, Ages 50+.</p> <p>GOAL 3-B. Provide currently underserved and/or isolated vulnerable older adults with new social networks and/or community engagement opportunities including lifelong learning, volunteer opportunities and/or "encore careers."</p> <p>GOAL 3-B STRATEGY: Department of Senior Services offered and promoted a wide array of fitness opportunities of varying physical abilities for residents 62 years and over at the Newton Senior Center and other community-based sites.</p> <p>GOAL 3-B ACCOMPLISHMENTS ACTIVITY: Beginning on March 16th, due to COVID-19, the Department of Senior Services cancelled all on-site programming. Shortly after and incrementally, all programming became available and accessible through a Zoom platform to continue to engage older adults as many were isolated in their homes. Zumba Gold was the first class to go virtual and has been the most popularly attended, averaging 150 people per class.</p> <p>GOAL 3-B ACCOMPLISHMENTS SUMMARY: During Quarter 4, 5,437 units of service were accessed. On average, 150 people attended the fitness classes on a daily basis. Overall, the virtual programs have attracted more participants than ever before when the programs were offered on-site. In addition to the fitness classes, the Department of Senior Services continued to support the older adults population in Newton, regularly checking in with each household via phone to see if they had other basic needs unmet.</p>	



U.S. Department of Housing and Urban Development
 Office of Community Planning and Development
 Integrated Disbursement and Information System
 CDBG Activity Summary Report (GPR) for Program Year 2019
 NEWTON

Date: 26-Aug-2020
 Time: 9:54
 Page: 79

PGM Year: 2019
Project: 0004 - Public Services
IDIS Activity: 3546 - Human Services Program Income Reserve

Status: Open
Location: 1000 Commonwealth Ave Newton, MA 02459-1449
Objective: Create suitable living environments
Outcome: Sustainability
Matrix Code: Other Public Services Not Listed in 05A-05Y, 03T (05Z)
National Objective: LMC

Initial Funding Date: 09/27/2019

Description:

15% of Housing Rehabilitation Loan Repayments collected in FY20 are reserved as Program Income (PI) to fund FY21 public service projects.
 Placeholder activity.

Financing

	Fund Type	Grant Year	Grant	Funded Amount	Drawn In Program Year	Drawn Thru Program Year
CDBG	EN	2019	B19MC250019	\$15,477.78	\$0.00	\$0.00
Total	Total			\$15,477.78	\$0.00	\$0.00

Proposed Accomplishments

People (General) : 100

Actual Accomplishments

Number assisted:

	Owner		Renter		Total		Person	
	Total	Hispanic	Total	Hispanic	Total	Hispanic	Total	Hispanic
White:	0	0	0	0	0	0		0
Black/African American:	0	0	0	0	0	0	0	0
Asian:	0	0	0	0	0	0	0	0
American Indian/Alaskan Native:	0	0	0	0	0	0	0	0
Native Hawaiian/Other Pacific Islander:	0	0	0	0	0	0	0	0
American Indian/Alaskan Native & White:	0	0	0	0	0	0	0	0
Asian White:	0	0	0	0	0	0	0	0
Black/African American & White:	0	0	0	0	0	0	0	0
American Indian/Alaskan Native & Black/African American:	0	0	0	0	0	0	0	0
Other multi-racial:	0	0	0	0	0	0	0	0
Asian/Pacific Islander:	0	0	0	0	0	0	0	0
Hispanic:	0	0	0	0	0	0	0	0
Total:	0	0	0	0	0	0	0	0
Female-headed Households:	0		0		0			

180



U.S. Department of Housing and Urban Development
Office of Community Planning and Development
Integrated Disbursement and Information System
CDBG Activity Summary Report (GPR) for Program Year 2019
NEWTON

Date: 26-Aug-2020

Time: 9:54

Page: 80

Income Category:

	Owner	Renter	Total	Person
Extremely Low	0	0	0	0
Low Mod	0	0	0	0
Moderate	0	0	0	0
Non Low Moderate	0	0	0	0
Total	0	0	0	0
Percent Low/Mod				

Annual Accomplishments

No data returned for this view. This might be because the applied filter excludes all data.



U.S. Department of Housing and Urban Development
 Office of Community Planning and Development
 Integrated Disbursement and Information System
 CDBG Activity Summary Report (GPR) for Program Year 2019
 NEWTON

Date: 26-Aug-2020
 Time: 9:54
 Page: 81

PGM Year: 2019
Project: 0008 - Program Management
IDIS Activity: 3547 - Program Administration

Status: Open
Location: ,

Objective:
Outcome:
Matrix Code: General Program Administration (21A) **National Objective:**

Initial Funding Date: 09/17/2019

Description:

Funds for the overall management of Newton's CDBG program.
 Also includes 20% of the current year's program income.

Financing

	Fund Type	Grant Year	Grant	Funded Amount	Drawn In Program Year	Drawn Thru Program Year
CDBG	EN	2019	B19MC250019	\$380,777.00	\$345,545.02	\$345,545.02
	PI			\$20,637.06	\$20,637.06	\$20,637.06
Total	Total			\$401,414.06	\$366,182.08	\$366,182.08

Proposed Accomplishments

Actual Accomplishments

Number assisted:

	Owner		Renter		Total		Person	
	Total	Hispanic	Total	Hispanic	Total	Hispanic	Total	Hispanic
White:					0	0		
Black/African American:					0	0		
Asian:					0	0		
American Indian/Alaskan Native:					0	0		
Native Hawaiian/Other Pacific Islander:					0	0		
American Indian/Alaskan Native & White:					0	0		
Asian White:					0	0		
Black/African American & White:					0	0		
American Indian/Alaskan Native & Black/African American:					0	0		
Other multi-racial:					0	0		
Asian/Pacific Islander:					0	0		
Hispanic:					0	0		
Total:	0	0	0	0	0	0	0	0
Female-headed Households:					0			



U.S. Department of Housing and Urban Development
Office of Community Planning and Development
Integrated Disbursement and Information System
CDBG Activity Summary Report (GPR) for Program Year 2019
NEWTON

Date: 26-Aug-2020

Time: 9:54

Page: 82

Income Category:

	Owner	Renter	Total	Person
Extremely Low			0	
Low Mod			0	
Moderate			0	
Non Low Moderate			0	
Total	0	0	0	0
Percent Low/Mod				

Annual Accomplishments

No data returned for this view. This might be because the applied filter excludes all data.



U.S. Department of Housing and Urban Development
 Office of Community Planning and Development
 Integrated Disbursement and Information System
 CDBG Activity Summary Report (GPR) for Program Year 2019
 NEWTON

Date: 26-Aug-2020
 Time: 9:54
 Page: 83

PGM Year: 2019
Project: 0008 - Program Management
IDIS Activity: 3548 - Citizen Participation

Status: Open
Location: ,

Objective:
Outcome:
Matrix Code: Public Information (21C) **National Objective:**

Initial Funding Date: 09/17/2019

Description:
 Funds for activities to enhance citizen participation

Financing

	Fund Type	Grant Year	Grant	Funded Amount	Drawn In Program Year	Drawn Thru Program Year
CDBG	EN	2019	B19MC250019	\$1,000.00	\$809.42	\$809.42
Total	Total			\$1,000.00	\$809.42	\$809.42

Proposed Accomplishments

Actual Accomplishments

Number assisted:

	Owner		Renter		Total		Person	
	Total	Hispanic	Total	Hispanic	Total	Hispanic	Total	Hispanic
White:					0	0		
Black/African American:					0	0		
Asian:					0	0		
American Indian/Alaskan Native:					0	0		
Native Hawaiian/Other Pacific Islander:					0	0		
American Indian/Alaskan Native & White:					0	0		
Asian White:					0	0		
Black/African American & White:					0	0		
American Indian/Alaskan Native & Black/African American:					0	0		
Other multi-racial:					0	0		
Asian/Pacific Islander:					0	0		
Hispanic:					0	0		
Total:	0	0	0	0	0	0	0	0
Female-headed Households:					0			

Income Category:

Owner Renter Total Person

184



U.S. Department of Housing and Urban Development
Office of Community Planning and Development
Integrated Disbursement and Information System
CDBG Activity Summary Report (GPR) for Program Year 2019
NEWTON

Date: 26-Aug-2020

Time: 9:54

Page: 84

Extremely Low			0	
Low Mod			0	
Moderate			0	
Non Low Moderate			0	
Total	0	0	0	0
Percent Low/Mod				

Annual Accomplishments

No data returned for this view. This might be because the applied filter excludes all data.



U.S. Department of Housing and Urban Development
 Office of Community Planning and Development
 Integrated Disbursement and Information System
 CDBG Activity Summary Report (GPR) for Program Year 2019
 NEWTON

Date: 26-Aug-2020
 Time: 9:54
 Page: 85

PGM Year: 2019
Project: 0001 - Housing Rehabilitation and Development Program Fund (CDBG)
IDIS Activity: 3549 - Contingencies

Status: Open
Location: 1000 Commonwealth Ave Newton, MA 02459-1449
Objective: Provide decent affordable housing
Outcome: Availability/accessibility
Matrix Code: Rehab; Single-Unit Residential (14A) **National Objective:** LMH

Initial Funding Date: 09/17/2019

Description:
 Contingency Pool for cost overruns for Neighborhood Improvement, Access and Housing projects- expenditures and accomplishments to be reported in other activities.

Financing

	Fund Type	Grant Year	Grant	Funded Amount	Drawn In Program Year	Drawn Thru Program Year
CDBG	EN	2019	B19MC250019	\$7,717.97	\$0.00	\$0.00
Total	Total			\$7,717.97	\$0.00	\$0.00

Proposed Accomplishments

Housing Units : 1

Actual Accomplishments

Number assisted:

	Owner		Renter		Total		Person	
	Total	Hispanic	Total	Hispanic	Total	Hispanic	Total	Hispanic
White:	0	0	0	0	0	0		0
Black/African American:	0	0	0	0	0	0	0	0
Asian:	0	0	0	0	0	0	0	0
American Indian/Alaskan Native:	0	0	0	0	0	0	0	0
Native Hawaiian/Other Pacific Islander:	0	0	0	0	0	0	0	0
American Indian/Alaskan Native & White:	0	0	0	0	0	0	0	0
Asian White:	0	0	0	0	0	0	0	0
Black/African American & White:	0	0	0	0	0	0	0	0
American Indian/Alaskan Native & Black/African American:	0	0	0	0	0	0	0	0
Other multi-racial:	0	0	0	0	0	0	0	0
Asian/Pacific Islander:	0	0	0	0	0	0	0	0
Hispanic:	0	0	0	0	0	0	0	0
Total:	0	0	0	0	0	0	0	0
Female-headed Households:	0		0		0			



U.S. Department of Housing and Urban Development
Office of Community Planning and Development
Integrated Disbursement and Information System
CDBG Activity Summary Report (GPR) for Program Year 2019
NEWTON

Date: 26-Aug-2020

Time: 9:54


Page: 86

Income Category:

	Owner	Renter	Total	Person
Extremely Low	0	0	0	0
Low Mod	0	0	0	0
Moderate	0	0	0	0
Non Low Moderate	0	0	0	0
Total	0	0	0	0
Percent Low/Mod				

Annual Accomplishments

No data returned for this view. This might be because the applied filter excludes all data.



U.S. Department of Housing and Urban Development
 Office of Community Planning and Development
 Integrated Disbursement and Information System
 CDBG Activity Summary Report (GPR) for Program Year 2019
 NEWTON

Date: 26-Aug-2020
 Time: 9:54
 Page: 87

PGM Year: 2018
Project: 0002 - HOUSING PROGRAM REVOLVING LOAN FUND
IDIS Activity: 3550 - 349 California Street

Status: Open
Location: 349 California St Newton, MA 02458-1052

Objective: Create suitable living environments
Outcome: Availability/accessibility
Matrix Code: Rehab; Single-Unit Residential (14A) **National Objective:** LMH

Initial Funding Date: 09/25/2019

Description:

Rehabilitation project: 349 California Street.
 Scope of work consist of possible exterior work, De-leading and Windows.

Financing

	Fund Type	Grant Year	Grant	Funded Amount	Drawn In Program Year	Drawn Thru Program Year
CDBG	EN	2017	B17MC250019	\$30,884.22	\$0.00	\$0.00
		2018	B18MC250019	\$8,260.78	\$1,315.00	\$1,315.00
Total	Total			\$39,145.00	\$1,315.00	\$1,315.00

Proposed Accomplishments

Housing Units : 1

Actual Accomplishments

Number assisted:

	Owner		Renter		Total		Person	
	Total	Hispanic	Total	Hispanic	Total	Hispanic	Total	Hispanic
White:	0	0	0	0	0	0	0	0
Black/African American:	0	0	0	0	0	0	0	0
Asian:	0	0	0	0	0	0	0	0
American Indian/Alaskan Native:	0	0	0	0	0	0	0	0
Native Hawaiian/Other Pacific Islander:	0	0	0	0	0	0	0	0
American Indian/Alaskan Native & White:	0	0	0	0	0	0	0	0
Asian White:	0	0	0	0	0	0	0	0
Black/African American & White:	0	0	0	0	0	0	0	0
American Indian/Alaskan Native & Black/African American:	0	0	0	0	0	0	0	0
Other multi-racial:	0	0	0	0	0	0	0	0
Asian/Pacific Islander:	0	0	0	0	0	0	0	0
Hispanic:	0	0	0	0	0	0	0	0
Total:	0	0	0	0	0	0	0	0



U.S. Department of Housing and Urban Development
Office of Community Planning and Development
Integrated Disbursement and Information System
CDBG Activity Summary Report (GPR) for Program Year 2019
NEWTON

Date: 26-Aug-2020

Time: 9:54

Page: 88

Female-headed Households: 0 0 0

Income Category:

	Owner	Renter	Total	Person
Extremely Low	0	0	0	0
Low Mod	0	0	0	0
Moderate	0	0	0	0
Non Low Moderate	0	0	0	0
Total	0	0	0	0

Percent Low/Mod

Annual Accomplishments

No data returned for this view. This might be because the applied filter excludes all data.



U.S. Department of Housing and Urban Development
 Office of Community Planning and Development
 Integrated Disbursement and Information System
 CDBG Activity Summary Report (GPR) for Program Year 2019
 NEWTON

Date: 26-Aug-2020
 Time: 9:54
 Page: 89

PGM Year: 2017
Project: 0002 - HOUSING PROGRAM REVOLVING LOAN FUND
IDIS Activity: 3551 - 106 Deborah Road

Status: Open
Location: 106 Deborah Rd Newton, MA 02459-2867

Objective: Create suitable living environments
Outcome: Availability/accessibility
Matrix Code: Rehab; Single-Unit Residential (14A) **National Objective:** LMH

Initial Funding Date: 10/16/2019

Description:
 Rehabilitation project: 106 Deborah Road.
 Scope of work consist of possible Stair replacement, and roof replacement.

Financing

	Fund Type	Grant Year	Grant	Funded Amount	Drawn In Program Year	Drawn Thru Program Year
CDBG	EN	2017	B17MC250019	\$53,670.00	\$60.00	\$60.00
Total	Total			\$53,670.00	\$60.00	\$60.00

Proposed Accomplishments

Housing Units : 1

Actual Accomplishments

Number assisted:

	Owner		Renter		Total		Person	
	Total	Hispanic	Total	Hispanic	Total	Hispanic	Total	Hispanic
White:	0	0	0	0	0	0		0
Black/African American:	0	0	0	0	0	0	0	0
Asian:	0	0	0	0	0	0	0	0
American Indian/Alaskan Native:	0	0	0	0	0	0	0	0
Native Hawaiian/Other Pacific Islander:	0	0	0	0	0	0	0	0
American Indian/Alaskan Native & White:	0	0	0	0	0	0	0	0
Asian White:	0	0	0	0	0	0	0	0
Black/African American & White:	0	0	0	0	0	0	0	0
American Indian/Alaskan Native & Black/African American:	0	0	0	0	0	0	0	0
Other multi-racial:	0	0	0	0	0	0	0	0
Asian/Pacific Islander:	0	0	0	0	0	0	0	0
Hispanic:	0	0	0	0	0	0	0	0
Total:	0	0	0	0	0	0	0	0
Female-headed Households:	0		0		0			



U.S. Department of Housing and Urban Development
Office of Community Planning and Development
Integrated Disbursement and Information System
CDBG Activity Summary Report (GPR) for Program Year 2019
NEWTON

Date: 26-Aug-2020

Time: 9:54

Page: 90

Income Category:

	Owner	Renter	Total	Person
Extremely Low	0	0	0	0
Low Mod	0	0	0	0
Moderate	0	0	0	0
Non Low Moderate	0	0	0	0
Total	0	0	0	0
Percent Low/Mod				

Annual Accomplishments

No data returned for this view. This might be because the applied filter excludes all data.



U.S. Department of Housing and Urban Development
 Office of Community Planning and Development
 Integrated Disbursement and Information System
 CDBG Activity Summary Report (GPR) for Program Year 2019
 NEWTON

Date: 26-Aug-2020
 Time: 9:54
 Page: 91

PGM Year: 2018
Project: 0002 - HOUSING PROGRAM REVOLVING LOAN FUND
IDIS Activity: 3572 - 19 Lill Avenue

Status: Open
Location: 19 Lill Ave Newton, MA 02465-1414

Objective: Create suitable living environments
Outcome: Availability/accessibility
Matrix Code: Rehab; Single-Unit Residential (14A) **National Objective:** LMH

Initial Funding Date: 09/25/2019

Description:

Rehabilitation project: 19 Lill Avenue.
 Scope of work consist of possible Stair replacement, roof replacement and furnace.

Financing

	Fund Type	Grant Year	Grant	Funded Amount	Drawn In Program Year	Drawn Thru Program Year
CDBG	EN	2018	B18MC250019	\$73,065.00	\$1,315.00	\$1,315.00
Total	Total			\$73,065.00	\$1,315.00	\$1,315.00


Proposed Accomplishments

Housing Units : 1

Actual Accomplishments

Number assisted:

	Owner		Renter		Total		Person	
	Total	Hispanic	Total	Hispanic	Total	Hispanic	Total	Hispanic
White:	0	0	0	0	0	0		0
Black/African American:	0	0	0	0	0	0	0	0
Asian:	0	0	0	0	0	0	0	0
American Indian/Alaskan Native:	0	0	0	0	0	0	0	0
Native Hawaiian/Other Pacific Islander:	0	0	0	0	0	0	0	0
American Indian/Alaskan Native & White:	0	0	0	0	0	0	0	0
Asian White:	0	0	0	0	0	0	0	0
Black/African American & White:	0	0	0	0	0	0	0	0
American Indian/Alaskan Native & Black/African American:	0	0	0	0	0	0	0	0
Other multi-racial:	0	0	0	0	0	0	0	0
Asian/Pacific Islander:	0	0	0	0	0	0	0	0
Hispanic:	0	0	0	0	0	0	0	0
Total:	0	0	0	0	0	0	0	0
Female-headed Households:	0		0		0			



U.S. Department of Housing and Urban Development
Office of Community Planning and Development
Integrated Disbursement and Information System
CDBG Activity Summary Report (GPR) for Program Year 2019
NEWTON

Date: 26-Aug-2020

Time: 9:54

Page: 92

Income Category:

	Owner	Renter	Total	Person
Extremely Low	0	0	0	0
Low Mod	0	0	0	0
Moderate	0	0	0	0
Non Low Moderate	0	0	0	0
Total	0	0	0	0
Percent Low/Mod				

Annual Accomplishments

No data returned for this view. This might be because the applied filter excludes all data.



U.S. Department of Housing and Urban Development
 Office of Community Planning and Development
 Integrated Disbursement and Information System
 CDBG Activity Summary Report (GPR) for Program Year 2019
 NEWTON

Date: 26-Aug-2020
 Time: 9:54
 Page: 93

PGM Year: 2018
Project: 0002 - HOUSING PROGRAM REVOLVING LOAN FUND
IDIS Activity: 3576 - 25 Parker Road

Status: Open
Location: 25 Parker Rd Newton, MA 02459-2637

Objective: Create suitable living environments
Outcome: Availability/accessibility
Matrix Code: Rehab; Single-Unit Residential (14A) **National Objective:** LMH

Initial Funding Date: 03/19/2020

Description:
 Rehabilitation project: 25 Parker Road.
 Scope of work consist of possible roof replacement.

Financing

	Fund Type	Grant Year	Grant	Funded Amount	Drawn In Program Year	Drawn Thru Program Year
CDBG	EN	2018	B18MC250019	\$10,015.00	\$0.00	\$0.00
Total	Total			\$10,015.00	\$0.00	\$0.00


Proposed Accomplishments

Housing Units : 1

Actual Accomplishments

Number assisted:

	Owner		Renter		Total		Person	
	Total	Hispanic	Total	Hispanic	Total	Hispanic	Total	Hispanic
White:	0	0	0	0	0	0		0
Black/African American:	0	0	0	0	0	0	0	0
Asian:	0	0	0	0	0	0	0	0
American Indian/Alaskan Native:	0	0	0	0	0	0	0	0
Native Hawaiian/Other Pacific Islander:	0	0	0	0	0	0	0	0
American Indian/Alaskan Native & White:	0	0	0	0	0	0	0	0
Asian White:	0	0	0	0	0	0	0	0
Black/African American & White:	0	0	0	0	0	0	0	0
American Indian/Alaskan Native & Black/African American:	0	0	0	0	0	0	0	0
Other multi-racial:	0	0	0	0	0	0	0	0
Asian/Pacific Islander:	0	0	0	0	0	0	0	0
Hispanic:	0	0	0	0	0	0	0	0
Total:	0	0	0	0	0	0	0	0
Female-headed Households:	0		0		0			



U.S. Department of Housing and Urban Development
Office of Community Planning and Development
Integrated Disbursement and Information System
CDBG Activity Summary Report (GPR) for Program Year 2019
NEWTON

Date: 26-Aug-2020

Time: 9:54


Page: 94

Income Category:

	Owner	Renter	Total	Person
Extremely Low	0	0	0	0
Low Mod	0	0	0	0
Moderate	0	0	0	0
Non Low Moderate	0	0	0	0
Total	0	0	0	0
Percent Low/Mod				

Annual Accomplishments

No data returned for this view. This might be because the applied filter excludes all data.



U.S. Department of Housing and Urban Development
 Office of Community Planning and Development
 Integrated Disbursement and Information System
 CDBG Activity Summary Report (GPR) for Program Year 2019
 NEWTON

Date: 26-Aug-2020
 Time: 9:54
 Page: 95

PGM Year: 2019
Project: 0001 - Housing Rehabilitation and Development Program Fund (CDBG)
IDIS Activity: 3588 - CAN-DO Portfolio Acquisition and Preservation

Status: Open
Location: 82 Lincoln St Newton, MA 02461-1551
Objective: Provide decent affordable housing
Outcome: Sustainability
Matrix Code: Acquisition for Rehabilitation (14G) **National Objective:** LMH

Initial Funding Date: 04/15/2020

Description:

One of Newton's CHDOs- Citizens for Affordable Housing in Newton Development Organization (CAN-DO)- will be disbanding in 2020. Newton obtained a waiver from HUD to transfer the properties to a non-CDHO entity. CAN-DO's 33-unit portfolio is spread across 12 scattered site projects in Newton serving extremely low- and low- income individuals who require a variety of supportive services. The Newton Housing Authority (NHA) will acquire the CAN-DO portfolio and embark on a rehabilitation campaign to physically and financially stabilize these 33 units of affordable housing. The work will be done in phases and as funding is available. Phase 1 will include acquisition and debt reduction as well as a robust round of rehabilitation for the properties in greatest need. Funding for the project also includes Community Preservation Act funds.

Financing


	Fund Type	Grant Year	Grant	Funded Amount	Drawn In Program Year	Drawn Thru Program Year
CDBG	EN	2018	B18MC250019	\$894,584.18	\$0.00	\$0.00
		2019	B19MC250019	\$223,000.00	\$0.00	\$0.00
Total	Total			\$1,117,584.18	\$0.00	\$0.00

Proposed Accomplishments

Housing Units : 10

Actual Accomplishments

Number assisted:	Owner		Renter		Total		Person	
	Total	Hispanic	Total	Hispanic	Total	Hispanic	Total	Hispanic
White:	0	0	0	0	0	0	0	0
Black/African American:	0	0	0	0	0	0	0	0
Asian:	0	0	0	0	0	0	0	0
American Indian/Alaskan Native:	0	0	0	0	0	0	0	0
Native Hawaiian/Other Pacific Islander:	0	0	0	0	0	0	0	0
American Indian/Alaskan Native & White:	0	0	0	0	0	0	0	0
Asian White:	0	0	0	0	0	0	0	0
Black/African American & White:	0	0	0	0	0	0	0	0
American Indian/Alaskan Native & Black/African American:	0	0	0	0	0	0	0	0



U.S. Department of Housing and Urban Development
 Office of Community Planning and Development
 Integrated Disbursement and Information System
 CDBG Activity Summary Report (GPR) for Program Year 2019
 NEWTON

Date: 26-Aug-2020
 Time: 9:54
 Page: 96


Other multi-racial:	0	0	0	0	0	0	0	0
Asian/Pacific Islander:	0	0	0	0	0	0	0	0
Hispanic:	0	0	0	0	0	0	0	0
Total:	0	0	0	0	0	0	0	0
Female-headed Households:	0		0		0			

Income Category:

	Owner	Renter	Total	Person
Extremely Low	0	0	0	0
Low Mod	0	0	0	0
Moderate	0	0	0	0
Non Low Moderate	0	0	0	0
Total	0	0	0	0
Percent Low/Mod				

Annual Accomplishments

No data returned for this view. This might be because the applied filter excludes all data.



U.S. Department of Housing and Urban Development
 Office of Community Planning and Development
 Integrated Disbursement and Information System
 CDBG Activity Summary Report (GPR) for Program Year 2019
 NEWTON

Date: 26-Aug-2020
 Time: 9:54
 Page: 97

PGM Year: 2020
Project: 0012 - CV-Public Services
IDIS Activity: 3590 - 2Life Communities - Emergency COVID-19 Food Relief

Status: Open
Location: 30 Wallingford Rd Brighton, MA 02135-4708
Objective: Create suitable living environments
Outcome: Sustainability
Matrix Code: Senior Services (05A) **National Objective:** LMC

Initial Funding Date: 06/30/2020

Description:
 Friends of 2Life Communities, Inc.
 will provide emergency meals to low-income seniors living on the Coleman House campus in Newton, allowing seniors to shelter-in place during the COVID-19 pandemic.

Financing

	Fund Type	Grant Year	Grant	Funded Amount	Drawn In Program Year	Drawn Thru Program Year
CDBG	EN	2020	B20MW250019	\$20,000.00	\$0.00	\$0.00
Total	Total			\$20,000.00	\$0.00	\$0.00


Proposed Accomplishments

People (General) : 173

Actual Accomplishments

Number assisted:

	Owner		Renter		Total		Person	
	Total	Hispanic	Total	Hispanic	Total	Hispanic	Total	Hispanic
White:	0	0	0	0	0	0		0
Black/African American:	0	0	0	0	0	0	0	0
Asian:	0	0	0	0	0	0	0	0
American Indian/Alaskan Native:	0	0	0	0	0	0	0	0
Native Hawaiian/Other Pacific Islander:	0	0	0	0	0	0	0	0
American Indian/Alaskan Native & White:	0	0	0	0	0	0	0	0
Asian White:	0	0	0	0	0	0	0	0
Black/African American & White:	0	0	0	0	0	0	0	0
American Indian/Alaskan Native & Black/African American:	0	0	0	0	0	0	0	0
Other multi-racial:	0	0	0	0	0	0	0	0
Asian/Pacific Islander:	0	0	0	0	0	0	0	0
Hispanic:	0	0	0	0	0	0	0	0
Total:	0	0	0	0	0	0	0	0
Female-headed Households:	0		0		0			



U.S. Department of Housing and Urban Development
Office of Community Planning and Development
Integrated Disbursement and Information System
CDBG Activity Summary Report (GPR) for Program Year 2019
NEWTON

Date: 26-Aug-2020

Time: 9:54


Page: 98

Income Category:

	Owner	Renter	Total	Person
Extremely Low	0	0	0	0
Low Mod	0	0	0	0
Moderate	0	0	0	0
Non Low Moderate	0	0	0	0
Total	0	0	0	0
Percent Low/Mod				

Annual Accomplishments

No data returned for this view. This might be because the applied filter excludes all data.



U.S. Department of Housing and Urban Development
 Office of Community Planning and Development
 Integrated Disbursement and Information System
 CDBG Activity Summary Report (GPR) for Program Year 2019
 NEWTON

Date: 26-Aug-2020
 Time: 9:54
 Page: 99

PGM Year: 2020
Project: 0012 - CV-Public Services
IDIS Activity: 3592 - Barry L. Price - Ensuring Safe and Enriching Services for Individuals

Status: Open **Objective:** Create suitable living environments
Location: 27 Christina St Ste 201 Suite 201 Newton, MA 02461-1955 **Outcome:** Sustainability
Matrix Code: Services for Persons with Disabilities **National Objective:** LMC
 (05B)

Initial Funding Date: 06/30/2020

Description:

To support individuals with intellectual and development disabilities during the COVID-19 pandemic, Barry L. Price Rehabilitation Center (The Price Center) will provide engagement, clinical support, and care coordination including: 1. ASCENT(Advocacy, Social Skills, Connections, Empowerment, Negotiation, and Transitions) Program, which will provide remote learning and engagement activities for young adults; 2. Residential Services, in which caregivers will care and support individuals living in the group homes; 3. Care Coordination, in which staff will provide remote behavioral consultation, revision of behavior plans, and linkage and referral to services and caregiver support for families and individuals.

Financing

	Fund Type	Grant Year	Grant	Funded Amount	Drawn In Program Year	Drawn Thru Program Year
CDBG	EN	2020	B20MW250019	\$17,500.00	\$0.00	\$0.00
Total	Total			\$17,500.00	\$0.00	\$0.00


Proposed Accomplishments

People (General) : 25

Actual Accomplishments

Number assisted:

	Owner		Renter		Total		Person	
	Total	Hispanic	Total	Hispanic	Total	Hispanic	Total	Hispanic
White:	0	0	0	0	0	0		0
Black/African American:	0	0	0	0	0	0	0	0
Asian:	0	0	0	0	0	0	0	0
American Indian/Alaskan Native:	0	0	0	0	0	0	0	0
Native Hawaiian/Other Pacific Islander:	0	0	0	0	0	0	0	0
American Indian/Alaskan Native & White:	0	0	0	0	0	0	0	0
Asian White:	0	0	0	0	0	0	0	0
Black/African American & White:	0	0	0	0	0	0	0	0
American Indian/Alaskan Native & Black/African American:	0	0	0	0	0	0	0	0
Other multi-racial:	0	0	0	0	0	0	0	0
Asian/Pacific Islander:	0	0	0	0	0	0	0	0



U.S. Department of Housing and Urban Development
Office of Community Planning and Development
Integrated Disbursement and Information System
CDBG Activity Summary Report (GPR) for Program Year 2019
NEWTON

Date: 26-Aug-2020
Time: 9:54
Page: 100

Hispanic:	0	0	0	0	0	0	0	0
Total:	0	0	0	0	0	0	0	0

Female-headed Households: 0 0 0

Income Category:

	Owner	Renter	Total	Person
Extremely Low	0	0	0	0
Low Mod	0	0	0	0
Moderate	0	0	0	0
Non Low Moderate	0	0	0	0
Total	0	0	0	0

Percent Low/Mod

Annual Accomplishments

No data returned for this view. This might be because the applied filter excludes all data.



U.S. Department of Housing and Urban Development
 Office of Community Planning and Development
 Integrated Disbursement and Information System
 CDBG Activity Summary Report (GPR) for Program Year 2019
 NEWTON

Date: 26-Aug-2020
 Time: 9:54
 Page: 101

PGM Year: 2020
Project: 0012 - CV-Public Services
IDIS Activity: 3593 - Family ACCESS - Building Affordable Childcare Capacity

Status: Open **Objective:** Create economic opportunities
Location: 492 Waltham St Newton, MA 02465-1920 **Outcome:** Sustainability
Matrix Code: Child Care Services (05L) **National Objective:** LMC

Initial Funding Date: 06/30/2020

Description:

In response to COVID-19, Family ACCESS will re-open the Early Learning Center to provide professional, safe, and caring childcare to enable parents to return to work, while adhering to social distance guidelines.

Financing

	Fund Type	Grant Year	Grant	Funded Amount	Drawn In Program Year	Drawn Thru Program Year
CDBG	EN	2020	B20MW250019	\$105,000.00	\$0.00	\$0.00
Total	Total			\$105,000.00	\$0.00	\$0.00


Proposed Accomplishments

People (General) : 38

Actual Accomplishments

Number assisted:

	Owner		Renter		Total		Person	
	Total	Hispanic	Total	Hispanic	Total	Hispanic	Total	Hispanic
White:	0	0	0	0	0	0	0	0
Black/African American:	0	0	0	0	0	0	0	0
Asian:	0	0	0	0	0	0	0	0
American Indian/Alaskan Native:	0	0	0	0	0	0	0	0
Native Hawaiian/Other Pacific Islander:	0	0	0	0	0	0	0	0
American Indian/Alaskan Native & White:	0	0	0	0	0	0	0	0
Asian White:	0	0	0	0	0	0	0	0
Black/African American & White:	0	0	0	0	0	0	0	0
American Indian/Alaskan Native & Black/African American:	0	0	0	0	0	0	0	0
Other multi-racial:	0	0	0	0	0	0	0	0
Asian/Pacific Islander:	0	0	0	0	0	0	0	0
Hispanic:	0	0	0	0	0	0	0	0
Total:	0	0	0	0	0	0	0	0
Female-headed Households:	0		0		0			



U.S. Department of Housing and Urban Development
Office of Community Planning and Development
Integrated Disbursement and Information System
CDBG Activity Summary Report (GPR) for Program Year 2019
NEWTON

Date: 26-Aug-2020

Time: 9:54

Page: 102

Income Category:

	Owner	Renter	Total	Person
Extremely Low	0	0	0	0
Low Mod	0	0	0	0
Moderate	0	0	0	0
Non Low Moderate	0	0	0	0
Total	0	0	0	0
Percent Low/Mod				

Annual Accomplishments

No data returned for this view. This might be because the applied filter excludes all data.



U.S. Department of Housing and Urban Development
 Office of Community Planning and Development
 Integrated Disbursement and Information System
 CDBG Activity Summary Report (GPR) for Program Year 2019
 NEWTON

Date: 26-Aug-2020
 Time: 9:54
 Page: 103

PGM Year: 2020
Project: 0012 - CV-Public Services
IDIS Activity: 3594 - Cousens Fund - Emergency Assistance for Utilities

Status: Open
Location: 1000 Commonwealth Ave Newton, MA 02459-1449
Objective: Create suitable living environments
Outcome: Sustainability
Matrix Code: Subsistence Payment (05Q) **National Objective:** LMC

Initial Funding Date: 06/30/2020

Description:
 Horace Cousens Industrial Fund will provide emergency payments for utilities to assist Newton residents who are adversely impacted by the COVID-19 pandemic.

Financing

	Fund Type	Grant Year	Grant	Funded Amount	Drawn In Program Year	Drawn Thru Program Year
CDBG	EN	2020	B20MW250019	\$50,000.00	\$0.00	\$0.00
Total	Total			\$50,000.00	\$0.00	\$0.00

Proposed Accomplishments

People (General) : 75

Actual Accomplishments

Number assisted:

	Owner		Renter		Total		Person	
	Total	Hispanic	Total	Hispanic	Total	Hispanic	Total	Hispanic
White:	0	0	0	0	0	0	0	0
Black/African American:	0	0	0	0	0	0	0	0
Asian:	0	0	0	0	0	0	0	0
American Indian/Alaskan Native:	0	0	0	0	0	0	0	0
Native Hawaiian/Other Pacific Islander:	0	0	0	0	0	0	0	0
American Indian/Alaskan Native & White:	0	0	0	0	0	0	0	0
Asian White:	0	0	0	0	0	0	0	0
Black/African American & White:	0	0	0	0	0	0	0	0
American Indian/Alaskan Native & Black/African American:	0	0	0	0	0	0	0	0
Other multi-racial:	0	0	0	0	0	0	0	0
Asian/Pacific Islander:	0	0	0	0	0	0	0	0
Hispanic:	0	0	0	0	0	0	0	0
Total:	0	0	0	0	0	0	0	0
Female-headed Households:	0		0		0			



U.S. Department of Housing and Urban Development
Office of Community Planning and Development
Integrated Disbursement and Information System
CDBG Activity Summary Report (GPR) for Program Year 2019
NEWTON

Date: 26-Aug-2020

Time: 9:54


Page: 104

Income Category:

	Owner	Renter	Total	Person
Extremely Low	0	0	0	0
Low Mod	0	0	0	0
Moderate	0	0	0	0
Non Low Moderate	0	0	0	0
Total	0	0	0	0
Percent Low/Mod				

Annual Accomplishments

No data returned for this view. This might be because the applied filter excludes all data.



U.S. Department of Housing and Urban Development
Office of Community Planning and Development
Integrated Disbursement and Information System
CDBG Activity Summary Report (GPR) for Program Year 2019
NEWTON

Date: 26-Aug-2020
Time: 9:54
Page: 105

PGM Year: 2020
Project: 0012 - CV-Public Services
IDIS Activity: 3595 - NCDF - Resident Services Touchtown Program

Status: Open
Location: 425 Watertown St Ste 205 Suite 205 Newton, MA 02458-1131
Objective: Create suitable living environments
Outcome: Sustainability
Matrix Code: Senior Services (05A) **National Objective:** LMC

Initial Funding Date: 06/30/2020

Description:

Newton Community Development Foundation (NCDF) will purchase and install Touchtown, a communication technology provider, at the Casselman House and Weeks House. The system will allow staff to stay in close communication with home-bound senior residents during the COVID-19 pandemic and will provide residents access to livestream community events, movies, videos, remote fitness and wellness classes, and other activities to engage seniors and to maintain a high quality of life and health.

Financing

	Fund Type	Grant Year	Grant	Funded Amount	Drawn In Program Year	Drawn Thru Program Year
CDBG	EN	2020	B20MW250019	\$24,606.00	\$12,303.00	\$12,303.00
Total	Total			\$24,606.00	\$12,303.00	\$12,303.00

Proposed Accomplishments

People (General) : 119

Actual Accomplishments

Number assisted:

	Owner		Renter		Total		Person	
	Total	Hispanic	Total	Hispanic	Total	Hispanic	Total	Hispanic
White:	0	0	0	0	0	0	0	0
Black/African American:	0	0	0	0	0	0	0	0
Asian:	0	0	0	0	0	0	0	0
American Indian/Alaskan Native:	0	0	0	0	0	0	0	0
Native Hawaiian/Other Pacific Islander:	0	0	0	0	0	0	0	0
American Indian/Alaskan Native & White:	0	0	0	0	0	0	0	0
Asian White:	0	0	0	0	0	0	0	0
Black/African American & White:	0	0	0	0	0	0	0	0
American Indian/Alaskan Native & Black/African American:	0	0	0	0	0	0	0	0
Other multi-racial:	0	0	0	0	0	0	0	0
Asian/Pacific Islander:	0	0	0	0	0	0	0	0
Hispanic:	0	0	0	0	0	0	0	0
Total:	0	0	0	0	0	0	0	0



U.S. Department of Housing and Urban Development
Office of Community Planning and Development
Integrated Disbursement and Information System
CDBG Activity Summary Report (GPR) for Program Year 2019
NEWTON

Date: 26-Aug-2020

Time: 9:54

Page: 106

Female-headed Households: 0 0 0


Income Category:

	Owner	Renter	Total	Person
Extremely Low	0	0	0	0
Low Mod	0	0	0	0
Moderate	0	0	0	0
Non Low Moderate	0	0	0	0
Total	0	0	0	0

Percent Low/Mod

Annual Accomplishments

No data returned for this view. This might be because the applied filter excludes all data.



U.S. Department of Housing and Urban Development
 Office of Community Planning and Development
 Integrated Disbursement and Information System
 CDBG Activity Summary Report (GPR) for Program Year 2019
 NEWTON

Date: 26-Aug-2020
 Time: 9:54
 Page: 107

PGM Year: 2020
Project: 0012 - CV-Public Services
IDIS Activity: 3596 - NHA - Resident Services Program

Status: Open
Location: 82 Lincoln St Newton, MA 02461-1551

Objective: Create suitable living environments
Outcome: Sustainability
Matrix Code: Senior Services (05A) **National Objective:** LMC

Initial Funding Date: 06/30/2020

Description:

In response to COVID-19, Newton Housing Authority Resident Services Department will provide new services to its residents: 1. Food Delivery, to provide and deliver weekly groceries to at-risk residents, who can safely stay at home and reduce their risk of contracting COVID-19; 2. Transportation Services, to cover the cost of round-trip Lyft rides and enable residents to shop for groceries or attend necessary medical appointments; 3. Emergency Messages, to utilize a mass-messaging and phone-calling tool to provide automated text or phone messages to all Newton Housing Authority residents during COVID-19; 4. Remote Clinical Services for Hoarding Intervention, in which an intern will provide 2-hour weekly sessions to residents who live with a hoarding disorder and want to continue uninterrupted de-cluttering and down-sizing mental health services.

Financing

	Fund Type	Grant Year	Grant	Funded Amount	Drawn In Program Year	Drawn Thru Program Year
CDBG	EN	2020	B20MW250019	\$16,460.00	\$0.00	\$0.00
Total	Total			\$16,460.00	\$0.00	\$0.00

Proposed Accomplishments

People (General) : 1,300

Actual Accomplishments

Number assisted:

	Owner		Renter		Total		Person	
	Total	Hispanic	Total	Hispanic	Total	Hispanic	Total	Hispanic
White:	0	0	0	0	0	0		0
Black/African American:	0	0	0	0	0	0	0	0
Asian:	0	0	0	0	0	0	0	0
American Indian/Alaskan Native:	0	0	0	0	0	0	0	0
Native Hawaiian/Other Pacific Islander:	0	0	0	0	0	0	0	0
American Indian/Alaskan Native & White:	0	0	0	0	0	0	0	0
Asian White:	0	0	0	0	0	0	0	0
Black/African American & White:	0	0	0	0	0	0	0	0
American Indian/Alaskan Native & Black/African American:	0	0	0	0	0	0	0	0
Other multi-racial:	0	0	0	0	0	0	0	0
Asian/Pacific Islander:	0	0	0	0	0	0	0	0



U.S. Department of Housing and Urban Development
 Office of Community Planning and Development
 Integrated Disbursement and Information System
 CDBG Activity Summary Report (GPR) for Program Year 2019
 NEWTON

Date: 26-Aug-2020

Time: 9:54

Page: 108

Hispanic:	0	0	0	0	0	0	0	0
Total:	0	0	0	0	0	0	0	0


Female-headed Households: 0 0 0

Income Category:

	Owner	Renter	Total	Person
Extremely Low	0	0	0	0
Low Mod	0	0	0	0
Moderate	0	0	0	0
Non Low Moderate	0	0	0	0
Total	0	0	0	0
Percent Low/Mod				

Annual Accomplishments

No data returned for this view. This might be because the applied filter excludes all data.



U.S. Department of Housing and Urban Development
 Office of Community Planning and Development
 Integrated Disbursement and Information System
 CDBG Activity Summary Report (GPR) for Program Year 2019
 NEWTON

Date: 26-Aug-2020
 Time: 9:54
 Page: 109

PGM Year: 2020
Project: 0012 - CV-Public Services
IDIS Activity: 3597 - Dept. of Senior Services - Food and Essential Item Shopping Program

Status: Open Objective: Create suitable living environments
 Location: 345 Walnut St Newton, MA 02460-1989 Outcome: Sustainability
 Matrix Code: Senior Services (05A) National Objective: LMC

Initial Funding Date: 06/30/2020

Description:

The Department of Senior Services will facilitate the delivery of food and essential items to home-bound households during COVID-19 and will provide financial assistance to households who do not have the income to cover the cost of food and essential items.

Financing

	Fund Type	Grant Year	Grant	Funded Amount	Drawn In Program Year	Drawn Thru Program Year
CDBG	EN	2020	B20MW250019	\$30,150.00	\$1,662.87	\$1,662.87
Total	Total			\$30,150.00	\$1,662.87	\$1,662.87


Proposed Accomplishments

People (General) : 67

Actual Accomplishments

Number assisted:

	Owner		Renter		Total		Person	
	Total	Hispanic	Total	Hispanic	Total	Hispanic	Total	Hispanic
White:	0	0	0	0	0	0	0	0
Black/African American:	0	0	0	0	0	0	0	0
Asian:	0	0	0	0	0	0	0	0
American Indian/Alaskan Native:	0	0	0	0	0	0	0	0
Native Hawaiian/Other Pacific Islander:	0	0	0	0	0	0	0	0
American Indian/Alaskan Native & White:	0	0	0	0	0	0	0	0
Asian White:	0	0	0	0	0	0	0	0
Black/African American & White:	0	0	0	0	0	0	0	0
American Indian/Alaskan Native & Black/African American:	0	0	0	0	0	0	0	0
Other multi-racial:	0	0	0	0	0	0	0	0
Asian/Pacific Islander:	0	0	0	0	0	0	0	0
Hispanic:	0	0	0	0	0	0	0	0
Total:	0	0	0	0	0	0	0	0
Female-headed Households:	0		0		0			



U.S. Department of Housing and Urban Development
Office of Community Planning and Development
Integrated Disbursement and Information System
CDBG Activity Summary Report (GPR) for Program Year 2019
NEWTON

Date: 26-Aug-2020

Time: 9:54

Page: 110

Income Category:

	Owner	Renter	Total	Person
Extremely Low	0	0	0	0
Low Mod	0	0	0	0
Moderate	0	0	0	0
Non Low Moderate	0	0	0	0
Total	0	0	0	0
Percent Low/Mod				

Annual Accomplishments

No data returned for this view. This might be because the applied filter excludes all data.



U.S. Department of Housing and Urban Development
 Office of Community Planning and Development
 Integrated Disbursement and Information System
 CDBG Activity Summary Report (GPR) for Program Year 2019
 NEWTON

Date: 26-Aug-2020
 Time: 9:54
 Page: 111

PGM Year: 2020
Project: 0012 - CV-Public Services
IDIS Activity: 3598 - Pathway to Possible - P2P COVID-19 Support

Status: Open
Location: 1301 Centre St Newton, MA 02459-2448

Objective: Create suitable living environments
Outcome: Sustainability
Matrix Code: Services for Persons with Disabilities (05B) **National Objective:** LMC

Initial Funding Date: 06/30/2020

Description:

Pathway to Possible will provide critical care and support for its residents living in its five homes. Staff embedded in the homes will support residents with cognitive and development disabilities during COVID-19.

Financing

	Fund Type	Grant Year	Grant	Funded Amount	Drawn In Program Year	Drawn Thru Program Year
CDBG	EN	2020	B20MW250019	\$20,000.00	\$0.00	\$0.00
Total	Total			\$20,000.00	\$0.00	\$0.00

Proposed Accomplishments

People (General) : 34

Actual Accomplishments

Number assisted:

	Owner		Renter		Total		Person	
	Total	Hispanic	Total	Hispanic	Total	Hispanic	Total	Hispanic
White:	0	0	0	0	0	0		0
Black/African American:	0	0	0	0	0	0	0	0
Asian:	0	0	0	0	0	0	0	0
American Indian/Alaskan Native:	0	0	0	0	0	0	0	0
Native Hawaiian/Other Pacific Islander:	0	0	0	0	0	0	0	0
American Indian/Alaskan Native & White:	0	0	0	0	0	0	0	0
Asian White:	0	0	0	0	0	0	0	0
Black/African American & White:	0	0	0	0	0	0	0	0
American Indian/Alaskan Native & Black/African American:	0	0	0	0	0	0	0	0
Other multi-racial:	0	0	0	0	0	0	0	0
Asian/Pacific Islander:	0	0	0	0	0	0	0	0
Hispanic:	0	0	0	0	0	0	0	0
Total:	0	0	0	0	0	0	0	0
Female-headed Households:	0		0		0			



U.S. Department of Housing and Urban Development
Office of Community Planning and Development
Integrated Disbursement and Information System
CDBG Activity Summary Report (GPR) for Program Year 2019
NEWTON

Date: 26-Aug-2020

Time: 9:54

Page: 112

Income Category:

	Owner	Renter	Total	Person
Extremely Low	0	0	0	0
Low Mod	0	0	0	0
Moderate	0	0	0	0
Non Low Moderate	0	0	0	0
Total	0	0	0	0
Percent Low/Mod				

Annual Accomplishments

No data returned for this view. This might be because the applied filter excludes all data.



U.S. Department of Housing and Urban Development
Office of Community Planning and Development
Integrated Disbursement and Information System
CDBG Activity Summary Report (GPR) for Program Year 2019
NEWTON

Date: 26-Aug-2020

Time: 9:54

Page: 114

Income Category:

	Owner	Renter	Total	Person
Extremely Low	0	0	0	0
Low Mod	0	0	0	0
Moderate	0	0	0	0
Non Low Moderate	0	0	0	0
Total	0	0	0	0
Percent Low/Mod				

Annual Accomplishments

No data returned for this view. This might be because the applied filter excludes all data.



U.S. Department of Housing and Urban Development
Office of Community Planning and Development
Integrated Disbursement and Information System
CDBG Activity Summary Report (GPR) for Program Year 2019
NEWTON

Date: 26-Aug-2020
Time: 9:54
Page: 115

PGM Year: 2020
Project: 0013 - CV-Emergency Housing Relief Program
IDIS Activity: 3600 - Metro West Collaborative Development - COVID-19 Emergency Housing Relief Program

Status: Open
Location: 79 Chapel St Newton, MA 02458-1010
Objective: Create suitable living environments
Outcome: Sustainability
Matrix Code: Subsistence Payment (05Q) **National Objective:** LMC

Initial Funding Date: 06/29/2020

Description:

Metro West Collaborative Development, a nonprofit community development corporation, will be administering the COVID-19 Emergency Housing Relief Program to assist low- and moderate-income Newton residents that have experienced a loss of income due to COVID-19. The program will offer short-term assistance and will pay for the households' three-months of rent or mortgage (only homeowners that reside in an affordable deed-restricted unit, recorded by the Registry of Deeds). The program will be supported by CDBG-CV funds as well as Newton's Community Preservation Act funds.

Financing

	Fund Type	Grant Year	Grant	Funded Amount	Drawn In Program Year	Drawn Thru Program Year
CDBG	EN	2020	B20MW250019	\$500,000.00	\$391,800.00	\$391,800.00
Total	Total			\$500,000.00	\$391,800.00	\$391,800.00


Proposed Accomplishments

People (General) : 300

Actual Accomplishments

Number assisted:

	Owner		Renter		Total		Person	
	Total	Hispanic	Total	Hispanic	Total	Hispanic	Total	Hispanic
White:	0	0	0	0	0	0		0
Black/African American:	0	0	0	0	0	0	0	0
Asian:	0	0	0	0	0	0	0	0
American Indian/Alaskan Native:	0	0	0	0	0	0	0	0
Native Hawaiian/Other Pacific Islander:	0	0	0	0	0	0	0	0
American Indian/Alaskan Native & White:	0	0	0	0	0	0	0	0
Asian White:	0	0	0	0	0	0	0	0
Black/African American & White:	0	0	0	0	0	0	0	0
American Indian/Alaskan Native & Black/African American:	0	0	0	0	0	0	0	0
Other multi-racial:	0	0	0	0	0	0	0	0
Asian/Pacific Islander:	0	0	0	0	0	0	0	0
Hispanic:	0	0	0	0	0	0	0	0



U.S. Department of Housing and Urban Development
 Office of Community Planning and Development
 Integrated Disbursement and Information System
 CDBG Activity Summary Report (GPR) for Program Year 2019
 NEWTON

Date: 26-Aug-2020
 Time: 9:54
 Page: 116

Total:	0	0	0	0	0	0	0	0
---------------	----------	----------	----------	----------	----------	----------	----------	----------

Female-headed Households:	0		0		0			
---------------------------	---	--	---	--	---	--	--	--

Income Category:

	Owner	Renter	Total	Person
Extremely Low	0	0	0	0
Low Mod	0	0	0	0
Moderate	0	0	0	0
Non Low Moderate	0	0	0	0
Total	0	0	0	0
Percent Low/Mod				

Annual Accomplishments

<u>Years</u>	<u>Accomplishment Narrative</u>	<u># Benefitting</u>
2020	Since the program's launch, 143 households have received emergency rental or mortgage assistance for the month of July 2020.	



U.S. Department of Housing and Urban Development
 Office of Community Planning and Development
 Integrated Disbursement and Information System
 CDBG Activity Summary Report (GPR) for Program Year 2019
 NEWTON

Date: 26-Aug-2020
 Time: 9:54
 Page: 117

PGM Year: 2020
Project: 0014 - CV-CDBG Administration
IDIS Activity: 3602 - CDBG-CV Administration

Status: Open
Location: ,

Objective:
Outcome:
Matrix Code: General Program Administration (21A) **National Objective:**

Initial Funding Date: 06/25/2020

Description:
 CDBG-CV Administration

Financing

	Fund Type	Grant Year	Grant	Funded Amount	Drawn In Program Year	Drawn Thru Program Year
CDBG	EN	2020	B20MW250019	\$30,912.00	\$18,415.39	\$18,415.39
Total	Total			\$30,912.00	\$18,415.39	\$18,415.39

Proposed Accomplishments

Actual Accomplishments

Number assisted:

	Owner		Renter		Total		Person	
	Total	Hispanic	Total	Hispanic	Total	Hispanic	Total	Hispanic
White:					0	0		
Black/African American:					0	0		
Asian:					0	0		
American Indian/Alaskan Native:					0	0		
Native Hawaiian/Other Pacific Islander:					0	0		
American Indian/Alaskan Native & White:					0	0		
Asian White:					0	0		
Black/African American & White:					0	0		
American Indian/Alaskan Native & Black/African American:					0	0		
Other multi-racial:					0	0		
Asian/Pacific Islander:					0	0		
Hispanic:					0	0		
Total:	0	0	0	0	0	0	0	0
Female-headed Households:					0			

Income Category:

Owner Renter Total Person



U.S. Department of Housing and Urban Development
Office of Community Planning and Development
Integrated Disbursement and Information System
CDBG Activity Summary Report (GPR) for Program Year 2019
NEWTON

Date: 26-Aug-2020

Time: 9:54

Page: 118

Extremely Low			0	
Low Mod			0	
Moderate			0	
Non Low Moderate			0	
Total	0	0	0	0
Percent Low/Mod				

Annual Accomplishments

No data returned for this view. This might be because the applied filter excludes all data.



U.S. Department of Housing and Urban Development
 Office of Community Planning and Development
 Integrated Disbursement and Information System
 CDBG Activity Summary Report (GPR) for Program Year 2019
 NEWTON

Date: 26-Aug-2020
 Time: 9:54
 Page: 119

PGM Year: 2020
Project: 0015 - CV-Small Business Recovery Grant Program
IDIS Activity: 3611 - Newton COVID-19 Small Business Recovery Grant: Royal Barbershop

Status: Open
Location: 667 Saw Mill Brook Pkwy Newton, MA 02459-3616
Objective: Create economic opportunities
Outcome: Sustainability
Matrix Code: Micro-Enterprise Assistance (18C) **National Objective:** LMCMC

Initial Funding Date: 06/30/2020

Description:

CARES economic development grants for microenterprises that have experienced significant economic hardships due to COVID-19.
 \$10,000 grant to The Royal Barbershop.

Financing

	Fund Type	Grant Year	Grant	Funded Amount	Drawn In Program Year	Drawn Thru Program Year
CDBG	EN	2020	B20MW250019	\$10,000.00	\$10,000.00	\$10,000.00
Total	Total			\$10,000.00	\$10,000.00	\$10,000.00

Proposed Accomplishments

Businesses : 1

Actual Accomplishments

Number assisted:

	Owner		Renter		Total		Person	
	Total	Hispanic	Total	Hispanic	Total	Hispanic	Total	Hispanic
White:	0	0	0	0	0	0		0
Black/African American:	0	0	0	0	0	0	0	0
Asian:	0	0	0	0	0	0	0	0
American Indian/Alaskan Native:	0	0	0	0	0	0	0	0
Native Hawaiian/Other Pacific Islander:	0	0	0	0	0	0	0	0
American Indian/Alaskan Native & White:	0	0	0	0	0	0	0	0
Asian White:	0	0	0	0	0	0	0	0
Black/African American & White:	0	0	0	0	0	0	0	0
American Indian/Alaskan Native & Black/African American:	0	0	0	0	0	0	0	0
Other multi-racial:	0	0	0	0	0	0	0	0
Asian/Pacific Islander:	0	0	0	0	0	0	0	0
Hispanic:	0	0	0	0	0	0	0	0
Total:	0	0	0	0	0	0	0	0
Female-headed Households:	0		0		0			



U.S. Department of Housing and Urban Development
Office of Community Planning and Development
Integrated Disbursement and Information System
CDBG Activity Summary Report (GPR) for Program Year 2019
NEWTON

Date: 26-Aug-2020

Time: 9:54


Page: 120

Income Category:

	Owner	Renter	Total	Person
Extremely Low	0	0	0	0
Low Mod	0	0	0	0
Moderate	0	0	0	0
Non Low Moderate	0	0	0	0
Total	0	0	0	0
Percent Low/Mod				

Annual Accomplishments

No data returned for this view. This might be because the applied filter excludes all data.



U.S. Department of Housing and Urban Development
 Office of Community Planning and Development
 Integrated Disbursement and Information System
 CDBG Activity Summary Report (GPR) for Program Year 2019
 NEWTON

Date: 26-Aug-2020
 Time: 9:54
 Page: 121

PGM Year: 2020
Project: 0015 - CV-Small Business Recovery Grant Program
IDIS Activity: 3612 - Newton COVID-19 Small Business Recovery Grant: Newtonville Pizza

Status: Open **Objective:** Create economic opportunities
Location: 322 Walnut St Newton, MA 02460-1907 **Outcome:** Sustainability
Matrix Code: Micro-Enterprise Assistance (18C) **National Objective:** LMCMC

Initial Funding Date: 06/30/2020

Description:

CARES economic development grants for microenterprises that have experienced significant economic hardships due to COVID-19.
 \$10,000 grant to Newtonville Pizza.

Financing

	Fund Type	Grant Year	Grant	Funded Amount	Drawn In Program Year	Drawn Thru Program Year
CDBG	EN	2020	B20MW250019	\$10,000.00	\$10,000.00	\$10,000.00
Total	Total			\$10,000.00	\$10,000.00	\$10,000.00


Proposed Accomplishments

Businesses : 1

Actual Accomplishments

Number assisted:

	Owner		Renter		Total		Person	
	Total	Hispanic	Total	Hispanic	Total	Hispanic	Total	Hispanic
White:	0	0	0	0	0	0	0	0
Black/African American:	0	0	0	0	0	0	0	0
Asian:	0	0	0	0	0	0	0	0
American Indian/Alaskan Native:	0	0	0	0	0	0	0	0
Native Hawaiian/Other Pacific Islander:	0	0	0	0	0	0	0	0
American Indian/Alaskan Native & White:	0	0	0	0	0	0	0	0
Asian White:	0	0	0	0	0	0	0	0
Black/African American & White:	0	0	0	0	0	0	0	0
American Indian/Alaskan Native & Black/African American:	0	0	0	0	0	0	0	0
Other multi-racial:	0	0	0	0	0	0	0	0
Asian/Pacific Islander:	0	0	0	0	0	0	0	0
Hispanic:	0	0	0	0	0	0	0	0
Total:	0	0	0	0	0	0	0	0
Female-headed Households:	0		0		0			



U.S. Department of Housing and Urban Development
Office of Community Planning and Development
Integrated Disbursement and Information System
CDBG Activity Summary Report (GPR) for Program Year 2019
NEWTON

Date: 26-Aug-2020

Time: 9:54

Page: 122

Income Category:

	Owner	Renter	Total	Person
Extremely Low	0	0	0	0
Low Mod	0	0	0	0
Moderate	0	0	0	0
Non Low Moderate	0	0	0	0
Total	0	0	0	0
Percent Low/Mod				

Annual Accomplishments

No data returned for this view. This might be because the applied filter excludes all data.



U.S. Department of Housing and Urban Development
 Office of Community Planning and Development
 Integrated Disbursement and Information System
 CDBG Activity Summary Report (GPR) for Program Year 2019
 NEWTON

Date: 26-Aug-2020
 Time: 9:54
 Page: 123

PGM Year: 2020
Project: 0015 - CV-Small Business Recovery Grant Program
IDIS Activity: 3613 - Newton COVID-19 Small Business Recovery Grant: Foundation Chiropractic

Status: Open **Objective:** Create economic opportunities
Location: 46 Austin St Ste 101 Suite 101 Newton, MA 02460-1862 **Outcome:** Sustainability
Matrix Code: Micro-Enterprise Assistance (18C) **National Objective:** URG

Initial Funding Date: 06/30/2020

Description:

CARES economic development grants for microenterprises that have experienced significant economic hardships due to COVID-19.
 \$10,000 grant to The Foundation Chiropractic.

Financing

	Fund Type	Grant Year	Grant	Funded Amount	Drawn In Program Year	Drawn Thru Program Year
CDBG	EN	2020	B20MW250019	\$10,000.00	\$10,000.00	\$10,000.00
Total	Total			\$10,000.00	\$10,000.00	\$10,000.00

Proposed Accomplishments

Businesses : 1

Annual Accomplishments

No data returned for this view. This might be because the applied filter excludes all data.



U.S. Department of Housing and Urban Development
 Office of Community Planning and Development
 Integrated Disbursement and Information System
 CDBG Activity Summary Report (GPR) for Program Year 2019
 NEWTON

Date: 26-Aug-2020
 Time: 9:54
 Page: 124

PGM Year: 2020
Project: 0015 - CV-Small Business Recovery Grant Program
IDIS Activity: 3614 - Newton COVID-19 Small Business Recovery Grant: Fit 4 Newton

Status: Open
Location: 105 Elm St Newton, MA 02465-2015
Objective: Create economic opportunities
Outcome: Sustainability
Matrix Code: Micro-Enterprise Assistance (18C) **National Objective:** URG

Initial Funding Date: 06/30/2020

Description:

CARES economic development grants for microenterprises that have experienced significant economic hardships due to COVID-19.
 \$10,000 grant to Fit 4 Newton.

Financing

	Fund Type	Grant Year	Grant	Funded Amount	Drawn In Program Year	Drawn Thru Program Year
CDBG	EN	2020	B20MW250019	\$10,000.00	\$10,000.00	\$10,000.00
Total	Total			\$10,000.00	\$10,000.00	\$10,000.00

Proposed Accomplishments

Businesses : 1

Annual Accomplishments

No data returned for this view. This might be because the applied filter excludes all data.



U.S. Department of Housing and Urban Development
 Office of Community Planning and Development
 Integrated Disbursement and Information System
 CDBG Activity Summary Report (GPR) for Program Year 2019
 NEWTON

Date: 26-Aug-2020
 Time: 9:54
 Page: 125

PGM Year: 2020
Project: 0015 - CV-Small Business Recovery Grant Program
IDIS Activity: 3615 - Newton COVID-19 Small Business Recovery Grant: Flora's Wine Bar

Status: Open **Objective:** Create economic opportunities
Location: 1284 Washington St Newton, MA 02465-2001 **Outcome:** Sustainability
Matrix Code: Micro-Enterprise Assistance (18C) **National Objective:** LMCMC

Initial Funding Date: 06/30/2020

Description:

CARES economic development grants for microenterprises that have experienced significant economic hardships due to COVID-19.
 \$10,000 grant to Flora's Wine Bar.

Financing

	Fund Type	Grant Year	Grant	Funded Amount	Drawn In Program Year	Drawn Thru Program Year
CDBG	EN	2020	B20MW250019	\$10,000.00	\$10,000.00	\$10,000.00
Total	Total			\$10,000.00	\$10,000.00	\$10,000.00


Proposed Accomplishments

Businesses : 1

Actual Accomplishments

Number assisted:

	Owner		Renter		Total		Person	
	Total	Hispanic	Total	Hispanic	Total	Hispanic	Total	Hispanic
White:	0	0	0	0	0	0		0
Black/African American:	0	0	0	0	0	0	0	0
Asian:	0	0	0	0	0	0	0	0
American Indian/Alaskan Native:	0	0	0	0	0	0	0	0
Native Hawaiian/Other Pacific Islander:	0	0	0	0	0	0	0	0
American Indian/Alaskan Native & White:	0	0	0	0	0	0	0	0
Asian White:	0	0	0	0	0	0	0	0
Black/African American & White:	0	0	0	0	0	0	0	0
American Indian/Alaskan Native & Black/African American:	0	0	0	0	0	0	0	0
Other multi-racial:	0	0	0	0	0	0	0	0
Asian/Pacific Islander:	0	0	0	0	0	0	0	0
Hispanic:	0	0	0	0	0	0	0	0
Total:	0	0	0	0	0	0	0	0
Female-headed Households:	0		0		0			



U.S. Department of Housing and Urban Development
Office of Community Planning and Development
Integrated Disbursement and Information System
CDBG Activity Summary Report (GPR) for Program Year 2019
NEWTON

Date: 26-Aug-2020

Time: 9:54

Page: 126

Income Category:

	Owner	Renter	Total	Person
Extremely Low	0	0	0	0
Low Mod	0	0	0	0
Moderate	0	0	0	0
Non Low Moderate	0	0	0	0
Total	0	0	0	0
Percent Low/Mod				

Annual Accomplishments

No data returned for this view. This might be because the applied filter excludes all data.



U.S. Department of Housing and Urban Development
 Office of Community Planning and Development
 Integrated Disbursement and Information System
 CDBG Activity Summary Report (GPR) for Program Year 2019
 NEWTON

Date: 26-Aug-2020
 Time: 9:54
 Page: 127

PGM Year: 2020
Project: 0015 - CV-Small Business Recovery Grant Program
IDIS Activity: 3616 - Newton COVID-19 Small Business Recovery Grant: Judith's Kitchen

Status: Open
Location: 1371 Washington St Newton, MA 02465-2003
Objective: Create economic opportunities
Outcome: Sustainability
Matrix Code: Micro-Enterprise Assistance (18C) **National Objective:** URG

Initial Funding Date: 06/30/2020

Description:

CARES economic development grants for microenterprises that have experienced significant economic hardships due to COVID-19.
 \$10,000 grant to Judith's Kitchen.

Financing


	Fund Type	Grant Year	Grant	Funded Amount	Drawn In Program Year	Drawn Thru Program Year
CDBG	EN	2020	B20MW250019	\$10,000.00	\$10,000.00	\$10,000.00
Total	Total			\$10,000.00	\$10,000.00	\$10,000.00

Proposed Accomplishments

Businesses : 1

Annual Accomplishments

No data returned for this view. This might be because the applied filter excludes all data.



U.S. Department of Housing and Urban Development
Office of Community Planning and Development
Integrated Disbursement and Information System
CDBG Activity Summary Report (GPR) for Program Year 2019
NEWTON

Date: 26-Aug-2020

Time: 9:54

Page: 129

Income Category:

	Owner	Renter	Total	Person
Extremely Low	0	0	0	0
Low Mod	0	0	0	0
Moderate	0	0	0	0
Non Low Moderate	0	0	0	0
Total	0	0	0	0
Percent Low/Mod				

Annual Accomplishments

No data returned for this view. This might be because the applied filter excludes all data.



U.S. Department of Housing and Urban Development
 Office of Community Planning and Development
 Integrated Disbursement and Information System
 CDBG Activity Summary Report (GPR) for Program Year 2019
 NEWTON

Date: 26-Aug-2020
 Time: 9:54
 Page: 130

PGM Year: 2020
Project: 0015 - CV-Small Business Recovery Grant Program
IDIS Activity: 3618 - Newton COVID-19 Small Business Recovery Grant: Nonantum Boxing Club

Status: Open
Location: 75 Adams St Newton, MA 02458-1126
Objective: Create economic opportunities
Outcome: Sustainability
Matrix Code: Micro-Enterprise Assistance (18C) **National Objective:** URG

Initial Funding Date: 06/30/2020

Description:

CARES economic development grants for microenterprises that have experienced significant economic hardships due to COVID-19.
 \$10,000 grant to Nonantum Boxing Club.

Financing

	Fund Type	Grant Year	Grant	Funded Amount	Drawn In Program Year	Drawn Thru Program Year
CDBG	EN	2020	B20MW250019	\$10,000.00	\$10,000.00	\$10,000.00
Total	Total			\$10,000.00	\$10,000.00	\$10,000.00

Proposed Accomplishments

Businesses : 1

Annual Accomplishments

No data returned for this view. This might be because the applied filter excludes all data.



U.S. Department of Housing and Urban Development
 Office of Community Planning and Development
 Integrated Disbursement and Information System
 CDBG Activity Summary Report (GPR) for Program Year 2019
 NEWTON

Date: 26-Aug-2020
 Time: 9:54
 Page: 131

PGM Year: 2020
Project: 0015 - CV-Small Business Recovery Grant Program
IDIS Activity: 3619 - Newton COVID-19 Small Business Recovery Grant: Newton Sewing Studio

Status: Open
Location: 161 North St Newton, MA 02460-1043
Objective: Create economic opportunities
Outcome: Sustainability
Matrix Code: Micro-Enterprise Assistance (18C) **National Objective:** URG

Initial Funding Date: 06/30/2020

Description:

CARES economic development grants for microenterprises that have experienced significant economic hardships due to COVID-19.
 \$10,000 grant to Newton Sewing Studio.

Financing

	Fund Type	Grant Year	Grant	Funded Amount	Drawn In Program Year	Drawn Thru Program Year
CDBG	EN	2020	B20MW250019	\$10,000.00	\$10,000.00	\$10,000.00
Total	Total			\$10,000.00	\$10,000.00	\$10,000.00

Proposed Accomplishments

Businesses : 1

Annual Accomplishments

No data returned for this view. This might be because the applied filter excludes all data.



U.S. Department of Housing and Urban Development
 Office of Community Planning and Development
 Integrated Disbursement and Information System
 CDBG Activity Summary Report (GPR) for Program Year 2019
 NEWTON

Date: 26-Aug-2020
 Time: 9:54
 Page: 132

PGM Year: 2020
Project: 0015 - CV-Small Business Recovery Grant Program
IDIS Activity: 3620 - Newton COVID-19 Small Business Recovery Grant: Corner Cafe

Status: Open
Location: 321 Washington St Newton, MA 02458-1613
Objective: Create economic opportunities
Outcome: Sustainability
Matrix Code: Micro-Enterprise Assistance (18C) **National Objective:** URG

Initial Funding Date: 06/30/2020

Description:

CARES economic development grants for microenterprises that have experienced significant economic hardships due to COVID-19.
 \$10,000 grant to Corner Cafe.

Financing

	Fund Type	Grant Year	Grant	Funded Amount	Drawn In Program Year	Drawn Thru Program Year
CDBG	EN	2020	B20MW250019	\$10,000.00	\$10,000.00	\$10,000.00
Total	Total			\$10,000.00	\$10,000.00	\$10,000.00

Proposed Accomplishments

Businesses : 1

Annual Accomplishments

No data returned for this view. This might be because the applied filter excludes all data.



U.S. Department of Housing and Urban Development
 Office of Community Planning and Development
 Integrated Disbursement and Information System
 CDBG Activity Summary Report (GPR) for Program Year 2019
 NEWTON

Date: 26-Aug-2020
 Time: 9:54
 Page: 133

PGM Year: 2020
Project: 0015 - CV-Small Business Recovery Grant Program
IDIS Activity: 3621 - Newton COVID-19 Small Business Recovery Grant: Crystal Nail and Spa

Status: Open **Objective:** Create economic opportunities
Location: 1629 Beacon St Newton, MA 02468-1512 **Outcome:** Sustainability
Matrix Code: Micro-Enterprise Assistance (18C) **National Objective:** LMCMC

Initial Funding Date: 06/30/2020

Description:
 CARES economic development grants for microenterprises that have experienced significant economic hardships due to COVID-19.
 \$10,000 grant to Crystal Nail and Spa.

Financing

	Fund Type	Grant Year	Grant	Funded Amount	Drawn In Program Year	Drawn Thru Program Year
CDBG	EN	2020	B20MW250019	\$10,000.00	\$10,000.00	\$10,000.00
Total	Total			\$10,000.00	\$10,000.00	\$10,000.00

Proposed Accomplishments

Businesses : 1

Actual Accomplishments

Number assisted:

	Owner		Renter		Total		Person	
	Total	Hispanic	Total	Hispanic	Total	Hispanic	Total	Hispanic
White:	0	0	0	0	0	0	0	0
Black/African American:	0	0	0	0	0	0	0	0
Asian:	0	0	0	0	0	0	0	0
American Indian/Alaskan Native:	0	0	0	0	0	0	0	0
Native Hawaiian/Other Pacific Islander:	0	0	0	0	0	0	0	0
American Indian/Alaskan Native & White:	0	0	0	0	0	0	0	0
Asian White:	0	0	0	0	0	0	0	0
Black/African American & White:	0	0	0	0	0	0	0	0
American Indian/Alaskan Native & Black/African American:	0	0	0	0	0	0	0	0
Other multi-racial:	0	0	0	0	0	0	0	0
Asian/Pacific Islander:	0	0	0	0	0	0	0	0
Hispanic:	0	0	0	0	0	0	0	0
Total:	0	0	0	0	0	0	0	0
Female-headed Households:	0		0		0			



U.S. Department of Housing and Urban Development
Office of Community Planning and Development
Integrated Disbursement and Information System
CDBG Activity Summary Report (GPR) for Program Year 2019
NEWTON

Date: 26-Aug-2020

Time: 9:54


Page: 134

Income Category:

	Owner	Renter	Total	Person
Extremely Low	0	0	0	0
Low Mod	0	0	0	0
Moderate	0	0	0	0
Non Low Moderate	0	0	0	0
Total	0	0	0	0
Percent Low/Mod				

Annual Accomplishments

No data returned for this view. This might be because the applied filter excludes all data.



U.S. Department of Housing and Urban Development
 Office of Community Planning and Development
 Integrated Disbursement and Information System
 CDBG Activity Summary Report (GPR) for Program Year 2019
 NEWTON

Date: 26-Aug-2020
 Time: 9:54
 Page: 135

PGM Year: 2020
Project: 0015 - CV-Small Business Recovery Grant Program
IDIS Activity: 3622 - Newton COVID-19 Small Business Recovery Grant: Hair by Hanna

Status: Open **Objective:** Create economic opportunities
Location: 1299 Washington St Newton, MA 02465-2011 **Outcome:** Sustainability
Matrix Code: Micro-Enterprise Assistance (18C) **National Objective:** LMCMC

Initial Funding Date: 06/30/2020

Description:
 CARES economic development grants for microenterprises that have experienced significant economic hardships due to COVID-19.
 \$10,000 grant to Hair by Hanna.

Financing

	Fund Type	Grant Year	Grant	Funded Amount	Drawn In Program Year	Drawn Thru Program Year
CDBG	EN	2020	B20MW250019	\$10,000.00	\$10,000.00	\$10,000.00
Total	Total			\$10,000.00	\$10,000.00	\$10,000.00


Proposed Accomplishments

Businesses : 1

Actual Accomplishments

Number assisted:

	Owner		Renter		Total		Person	
	Total	Hispanic	Total	Hispanic	Total	Hispanic	Total	Hispanic
White:	0	0	0	0	0	0		0
Black/African American:	0	0	0	0	0	0	0	0
Asian:	0	0	0	0	0	0	0	0
American Indian/Alaskan Native:	0	0	0	0	0	0	0	0
Native Hawaiian/Other Pacific Islander:	0	0	0	0	0	0	0	0
American Indian/Alaskan Native & White:	0	0	0	0	0	0	0	0
Asian White:	0	0	0	0	0	0	0	0
Black/African American & White:	0	0	0	0	0	0	0	0
American Indian/Alaskan Native & Black/African American:	0	0	0	0	0	0	0	0
Other multi-racial:	0	0	0	0	0	0	0	0
Asian/Pacific Islander:	0	0	0	0	0	0	0	0
Hispanic:	0	0	0	0	0	0	0	0
Total:	0	0	0	0	0	0	0	0
Female-headed Households:	0		0		0			



U.S. Department of Housing and Urban Development
Office of Community Planning and Development
Integrated Disbursement and Information System
CDBG Activity Summary Report (GPR) for Program Year 2019
NEWTON

Date: 26-Aug-2020

Time: 9:54

Page: 136

Income Category:

	Owner	Renter	Total	Person
Extremely Low	0	0	0	0
Low Mod	0	0	0	0
Moderate	0	0	0	0
Non Low Moderate	0	0	0	0
Total	0	0	0	0
Percent Low/Mod				

Annual Accomplishments

No data returned for this view. This might be because the applied filter excludes all data.



U.S. Department of Housing and Urban Development
 Office of Community Planning and Development
 Integrated Disbursement and Information System
 CDBG Activity Summary Report (GPR) for Program Year 2019
 NEWTON

Date: 26-Aug-2020
 Time: 9:54
 Page: 137

PGM Year: 2020
Project: 0015 - CV-Small Business Recovery Grant Program
IDIS Activity: 3623 - Newton COVID-19 Small Business Recovery Grant: Skin Innovations Spa

Status: Open
Location: 1149 Walnut St Newton, MA 02461-1242
Objective: Create economic opportunities
Outcome: Sustainability
Matrix Code: Micro-Enterprise Assistance (18C) **National Objective:** URG

Initial Funding Date: 06/30/2020

Description:

CARES economic development grants for microenterprises that have experienced significant economic hardships due to COVID-19.
 \$10,000 grant to Skin Innovations Spa.

Financing


	Fund Type	Grant Year	Grant	Funded Amount	Drawn In Program Year	Drawn Thru Program Year
CDBG	EN	2020	B20MW250019	\$10,000.00	\$10,000.00	\$10,000.00
Total	Total			\$10,000.00	\$10,000.00	\$10,000.00

Proposed Accomplishments

Businesses : 1

Annual Accomplishments

No data returned for this view. This might be because the applied filter excludes all data.



U.S. Department of Housing and Urban Development
Office of Community Planning and Development
Integrated Disbursement and Information System
CDBG Activity Summary Report (GPR) for Program Year 2019
NEWTON

Date: 26-Aug-2020

Time: 9:54


Page: 139

Income Category:

	Owner	Renter	Total	Person
Extremely Low	0	0	0	0
Low Mod	0	0	0	0
Moderate	0	0	0	0
Non Low Moderate	0	0	0	0
Total	0	0	0	0
Percent Low/Mod				

Annual Accomplishments

No data returned for this view. This might be because the applied filter excludes all data.



U.S. Department of Housing and Urban Development
 Office of Community Planning and Development
 Integrated Disbursement and Information System
 CDBG Activity Summary Report (GPR) for Program Year 2019
 NEWTON

Date: 26-Aug-2020
 Time: 9:54
 Page: 140

PGM Year: 2020
Project: 0015 - CV-Small Business Recovery Grant Program
IDIS Activity: 3625 - Newton COVID-19 Small Business Recovery Grant: Perfect Fit Tailors and Cleaners

Status: Open **Objective:** Create economic opportunities
Location: 560 Commonwealth Ave Newton, MA 02459-1634 **Outcome:** Sustainability
Matrix Code: Micro-Enterprise Assistance (18C) **National Objective:** LMCMC

Initial Funding Date: 06/30/2020

Description:

CARES economic development grants for microenterprises that have experienced significant economic hardships due to COVID-19. \$10,000 grant to Perfect Fit Tailors and Cleaners.

Financing

	Fund Type	Grant Year	Grant	Funded Amount	Drawn In Program Year	Drawn Thru Program Year
CDBG	EN	2020	B20MW250019	\$10,000.00	\$10,000.00	\$10,000.00
Total	Total			\$10,000.00	\$10,000.00	\$10,000.00

Proposed Accomplishments

Businesses : 1

Actual Accomplishments

Number assisted:

	Owner		Renter		Total		Person	
	Total	Hispanic	Total	Hispanic	Total	Hispanic	Total	Hispanic
White:	0	0	0	0	0	0		0
Black/African American:	0	0	0	0	0	0	0	0
Asian:	0	0	0	0	0	0	0	0
American Indian/Alaskan Native:	0	0	0	0	0	0	0	0
Native Hawaiian/Other Pacific Islander:	0	0	0	0	0	0	0	0
American Indian/Alaskan Native & White:	0	0	0	0	0	0	0	0
Asian White:	0	0	0	0	0	0	0	0
Black/African American & White:	0	0	0	0	0	0	0	0
American Indian/Alaskan Native & Black/African American:	0	0	0	0	0	0	0	0
Other multi-racial:	0	0	0	0	0	0	0	0
Asian/Pacific Islander:	0	0	0	0	0	0	0	0
Hispanic:	0	0	0	0	0	0	0	0
Total:	0	0	0	0	0	0	0	0
Female-headed Households:	0		0		0			



U.S. Department of Housing and Urban Development
Office of Community Planning and Development
Integrated Disbursement and Information System
CDBG Activity Summary Report (GPR) for Program Year 2019
NEWTON

Date: 26-Aug-2020

Time: 9:54

Page: 141

Income Category:

	Owner	Renter	Total	Person
Extremely Low	0	0	0	0
Low Mod	0	0	0	0
Moderate	0	0	0	0
Non Low Moderate	0	0	0	0
Total	0	0	0	0
Percent Low/Mod				

Annual Accomplishments

No data returned for this view. This might be because the applied filter excludes all data.



U.S. Department of Housing and Urban Development
Office of Community Planning and Development
Integrated Disbursement and Information System
CDBG Activity Summary Report (GPR) for Program Year 2019
NEWTON

Date: 26-Aug-2020

Time: 9:54

Page: 143

Income Category:

	Owner	Renter	Total	Person
Extremely Low	0	0	0	0
Low Mod	0	0	0	0
Moderate	0	0	0	0
Non Low Moderate	0	0	0	0
Total	0	0	0	0
Percent Low/Mod				

Annual Accomplishments

No data returned for this view. This might be because the applied filter excludes all data.



U.S. Department of Housing and Urban Development
 Office of Community Planning and Development
 Integrated Disbursement and Information System
 CDBG Activity Summary Report (GPR) for Program Year 2019
 NEWTON

Date: 26-Aug-2020
 Time: 9:54
 Page: 144

PGM Year: 2020
Project: 0015 - CV-Small Business Recovery Grant Program
IDIS Activity: 3627 - Newton COVID-19 Small Business Recovery Grant: Eddie's Breakfast & Lunch

Status: Open **Objective:** Create economic opportunities
Location: 394 Watertown St Newton, MA 02458-1120 **Outcome:** Sustainability
Matrix Code: Micro-Enterprise Assistance (18C) **National Objective:** LMCMC

Initial Funding Date: 06/30/2020

Description:

CARES economic development grants for microenterprises that have experienced significant economic hardships due to COVID-19.
 \$10,000 grant to Eddie's Breakfast & Lunch.

Financing

	Fund Type	Grant Year	Grant	Funded Amount	Drawn In Program Year	Drawn Thru Program Year
CDBG	EN	2020	B20MW250019	\$10,000.00	\$10,000.00	\$10,000.00
Total	Total			\$10,000.00	\$10,000.00	\$10,000.00

Proposed Accomplishments

Businesses : 1

Actual Accomplishments

Number assisted:

	Owner		Renter		Total		Person	
	Total	Hispanic	Total	Hispanic	Total	Hispanic	Total	Hispanic
White:	0	0	0	0	0	0		0
Black/African American:	0	0	0	0	0	0	0	0
Asian:	0	0	0	0	0	0	0	0
American Indian/Alaskan Native:	0	0	0	0	0	0	0	0
Native Hawaiian/Other Pacific Islander:	0	0	0	0	0	0	0	0
American Indian/Alaskan Native & White:	0	0	0	0	0	0	0	0
Asian White:	0	0	0	0	0	0	0	0
Black/African American & White:	0	0	0	0	0	0	0	0
American Indian/Alaskan Native & Black/African American:	0	0	0	0	0	0	0	0
Other multi-racial:	0	0	0	0	0	0	0	0
Asian/Pacific Islander:	0	0	0	0	0	0	0	0
Hispanic:	0	0	0	0	0	0	0	0
Total:	0	0	0	0	0	0	0	0
Female-headed Households:	0		0		0			



U.S. Department of Housing and Urban Development
Office of Community Planning and Development
Integrated Disbursement and Information System
CDBG Activity Summary Report (GPR) for Program Year 2019
NEWTON

Date: 26-Aug-2020

Time: 9:54

Page: 145

Income Category:

	Owner	Renter	Total	Person
Extremely Low	0	0	0	0
Low Mod	0	0	0	0
Moderate	0	0	0	0
Non Low Moderate	0	0	0	0
Total	0	0	0	0
Percent Low/Mod				

Annual Accomplishments

No data returned for this view. This might be because the applied filter excludes all data.



U.S. Department of Housing and Urban Development
 Office of Community Planning and Development
 Integrated Disbursement and Information System
 CDBG Activity Summary Report (GPR) for Program Year 2019
 NEWTON

Date: 26-Aug-2020
 Time: 9:54
 Page: 146

PGM Year: 2020
Project: 0015 - CV-Small Business Recovery Grant Program
IDIS Activity: 3628 - Newton COVID-19 Small Business Recovery Grant: 11:11 Health Bar

Status: Open
Location: 87 Union St Newton, MA 02459-2224
Objective: Create economic opportunities
Outcome: Sustainability
Matrix Code: Micro-Enterprise Assistance (18C) **National Objective:** LMCMC

Initial Funding Date: 06/30/2020

Description:

CARES economic development grants for microenterprises that have experienced significant economic hardships due to COVID-19.
 \$10,000 grant to 11:11 Health Bar.

Financing

	Fund Type	Grant Year	Grant	Funded Amount	Drawn In Program Year	Drawn Thru Program Year
CDBG	EN	2020	B20MW250019	\$10,000.00	\$10,000.00	\$10,000.00
Total	Total			\$10,000.00	\$10,000.00	\$10,000.00

Proposed Accomplishments

Businesses : 1

Actual Accomplishments

Number assisted:

	Owner		Renter		Total		Person	
	Total	Hispanic	Total	Hispanic	Total	Hispanic	Total	Hispanic
White:	0	0	0	0	0	0		0
Black/African American:	0	0	0	0	0	0	0	0
Asian:	0	0	0	0	0	0	0	0
American Indian/Alaskan Native:	0	0	0	0	0	0	0	0
Native Hawaiian/Other Pacific Islander:	0	0	0	0	0	0	0	0
American Indian/Alaskan Native & White:	0	0	0	0	0	0	0	0
Asian White:	0	0	0	0	0	0	0	0
Black/African American & White:	0	0	0	0	0	0	0	0
American Indian/Alaskan Native & Black/African American:	0	0	0	0	0	0	0	0
Other multi-racial:	0	0	0	0	0	0	0	0
Asian/Pacific Islander:	0	0	0	0	0	0	0	0
Hispanic:	0	0	0	0	0	0	0	0
Total:	0	0	0	0	0	0	0	0
Female-headed Households:	0		0		0			



U.S. Department of Housing and Urban Development
Office of Community Planning and Development
Integrated Disbursement and Information System
CDBG Activity Summary Report (GPR) for Program Year 2019
NEWTON

Date: 26-Aug-2020

Time: 9:54


Page: 147

Income Category:

	Owner	Renter	Total	Person
Extremely Low	0	0	0	0
Low Mod	0	0	0	0
Moderate	0	0	0	0
Non Low Moderate	0	0	0	0
Total	0	0	0	0
Percent Low/Mod				

Annual Accomplishments

No data returned for this view. This might be because the applied filter excludes all data.



U.S. Department of Housing and Urban Development
 Office of Community Planning and Development
 Integrated Disbursement and Information System
 CDBG Activity Summary Report (GPR) for Program Year 2019
 NEWTON

Date: 26-Aug-2020
 Time: 9:54
 Page: 148

PGM Year: 2020
Project: 0015 - CV-Small Business Recovery Grant Program
IDIS Activity: 3629 - Newton COVID-19 Small Business Recovery Grant: Bella Lash Nails & Spa

Status: Open **Objective:** Create economic opportunities
Location: 1280 Centre St Ste 3 Unit 3 Newton, MA 02459-1553 **Outcome:** Sustainability
Matrix Code: Micro-Enterprise Assistance (18C) **National Objective:** LMCMC

Initial Funding Date: 06/30/2020

Description:
 CARES economic development grants for microenterprises that have experienced significant economic hardships due to COVID-19.
 \$10,000 grant to Bella Lash Nails & Spa.

Financing

	Fund Type	Grant Year	Grant	Funded Amount	Drawn In Program Year	Drawn Thru Program Year
CDBG	EN	2020	B20MW250019	\$10,000.00	\$10,000.00	\$10,000.00
Total	Total			\$10,000.00	\$10,000.00	\$10,000.00


Proposed Accomplishments

Businesses : 1

Actual Accomplishments

Number assisted:

	Owner		Renter		Total		Person	
	Total	Hispanic	Total	Hispanic	Total	Hispanic	Total	Hispanic
White:	0	0	0	0	0	0	0	0
Black/African American:	0	0	0	0	0	0	0	0
Asian:	0	0	0	0	0	0	0	0
American Indian/Alaskan Native:	0	0	0	0	0	0	0	0
Native Hawaiian/Other Pacific Islander:	0	0	0	0	0	0	0	0
American Indian/Alaskan Native & White:	0	0	0	0	0	0	0	0
Asian White:	0	0	0	0	0	0	0	0
Black/African American & White:	0	0	0	0	0	0	0	0
American Indian/Alaskan Native & Black/African American:	0	0	0	0	0	0	0	0
Other multi-racial:	0	0	0	0	0	0	0	0
Asian/Pacific Islander:	0	0	0	0	0	0	0	0
Hispanic:	0	0	0	0	0	0	0	0
Total:	0	0	0	0	0	0	0	0
Female-headed Households:	0		0		0			



U.S. Department of Housing and Urban Development
Office of Community Planning and Development
Integrated Disbursement and Information System
CDBG Activity Summary Report (GPR) for Program Year 2019
NEWTON

Date: 26-Aug-2020

Time: 9:54

Page: 149

Income Category:

	Owner	Renter	Total	Person
Extremely Low	0	0	0	0
Low Mod	0	0	0	0
Moderate	0	0	0	0
Non Low Moderate	0	0	0	0
Total	0	0	0	0
Percent Low/Mod				

Annual Accomplishments

No data returned for this view. This might be because the applied filter excludes all data.



U.S. Department of Housing and Urban Development
Office of Community Planning and Development
Integrated Disbursement and Information System
CDBG Activity Summary Report (GPR) for Program Year 2019
NEWTON

Date: 26-Aug-2020
Time: 9:54
Page: 150

PGM Year: 2020
Project: 0015 - CV-Small Business Recovery Grant Program
IDIS Activity: 3630 - Newton COVID-19 Small Business Recovery Grant: Watertown Watch and Clock Co.

Status: Canceled 8/5/2020 12:00:00 AM
Location: 230 California St Newton, MA 02458-1009
Objective: Create economic opportunities
Outcome: Sustainability
Matrix Code: Micro-Enterprise Assistance (18C) **National Objective:** URG

Initial Funding Date: 06/30/2020

Description:

CARES economic development grants for microenterprises that have experienced significant economic hardships due to COVID-19.
\$10,000 grant to Watertown Watch and Clock Company.
(Activity cancelled - business decided to relocate out of Newton so grant was not provided.)

Financing

No data returned for this view. This might be because the applied filter excludes all data.

Proposed Accomplishments

Businesses : 1

Annual Accomplishments

No data returned for this view. This might be because the applied filter excludes all data.



U.S. Department of Housing and Urban Development
 Office of Community Planning and Development
 Integrated Disbursement and Information System
 CDBG Activity Summary Report (GPR) for Program Year 2019
 NEWTON

Date: 26-Aug-2020
 Time: 9:54
 Page: 151

PGM Year: 2020
Project: 0015 - CV-Small Business Recovery Grant Program
IDIS Activity: 3631 - Newton COVID-19 Small Business Recovery Grant: Cafe Sol Azteca

Status: Open
Location: 75 Union St Newton, MA 02459-2224
Objective: Create economic opportunities
Outcome: Sustainability
Matrix Code: ED Direct Financial Assistance to For-Profits (18A) **National Objective:** URG

Initial Funding Date: 06/30/2020

Description:

CARES economic development grants for small businesses that have experienced significant economic hardships due to COVID-19.
 \$15,000 grant to Cafe Sol Azteca.

Financing

	Fund Type	Grant Year	Grant	Funded Amount	Drawn In Program Year	Drawn Thru Program Year
CDBG	EN	2020	B20MW250019	\$15,000.00	\$15,000.00	\$15,000.00
Total	Total			\$15,000.00	\$15,000.00	\$15,000.00

Proposed Accomplishments

Businesses : 1

Annual Accomplishments

No data returned for this view. This might be because the applied filter excludes all data.



U.S. Department of Housing and Urban Development
 Office of Community Planning and Development
 Integrated Disbursement and Information System
 CDBG Activity Summary Report (GPR) for Program Year 2019
 NEWTON

Date: 26-Aug-2020
 Time: 9:54
 Page: 152

PGM Year: 2020
Project: 0015 - CV-Small Business Recovery Grant Program
IDIS Activity: 3632 - Newton COVID-19 Small Business Recovery Grant: Baramor

Status: Open
Location: 45 Union St Newton, MA 02459-2224
Objective: Create economic opportunities
Outcome: Sustainability
Matrix Code: ED Direct Financial Assistance to For-Profits (18A) **National Objective:** URG

Initial Funding Date: 06/30/2020

Description:

CARES economic development grants for small businesses that have experienced significant economic hardships due to COVID-19. \$15,000 grant to Baramor.

Financing

	Fund Type	Grant Year	Grant	Funded Amount	Drawn In Program Year	Drawn Thru Program Year
CDBG	EN	2020	B20MW250019	\$15,000.00	\$15,000.00	\$15,000.00
Total	Total			\$15,000.00	\$15,000.00	\$15,000.00

Proposed Accomplishments

Businesses : 1

Annual Accomplishments

No data returned for this view. This might be because the applied filter excludes all data.



U.S. Department of Housing and Urban Development
 Office of Community Planning and Development
 Integrated Disbursement and Information System
 CDBG Activity Summary Report (GPR) for Program Year 2019
 NEWTON

Date: 26-Aug-2020
 Time: 9:54
 Page: 153

PGM Year: 2020
Project: 0015 - CV-Small Business Recovery Grant Program
IDIS Activity: 3633 - Newton COVID-19 Small Business Recovery Grant: Bella Boutique Spa

Status: Open
Location: 296 Walnut St Newton, MA 02460-1907
Objective: Create economic opportunities
Outcome: Sustainability
Matrix Code: ED Direct Financial Assistance to For-Profits (18A) **National Objective:** URG

Initial Funding Date: 06/30/2020

Description:

CARES economic development grants for small businesses that have experienced significant economic hardships due to COVID-19.
 \$15,000 grant to The Bella Boutique Spa.

Financing

	Fund Type	Grant Year	Grant	Funded Amount	Drawn In Program Year	Drawn Thru Program Year
CDBG	EN	2020	B20MW250019	\$15,000.00	\$15,000.00	\$15,000.00
Total	Total			\$15,000.00	\$15,000.00	\$15,000.00

Proposed Accomplishments

Businesses : 1

Annual Accomplishments

No data returned for this view. This might be because the applied filter excludes all data.



U.S. Department of Housing and Urban Development
 Office of Community Planning and Development
 Integrated Disbursement and Information System
 CDBG Activity Summary Report (GPR) for Program Year 2019
 NEWTON

Date: 26-Aug-2020
 Time: 9:54
 Page: 154

PGM Year: 2020
Project: 0015 - CV-Small Business Recovery Grant Program
IDIS Activity: 3634 - Newton COVID-19 Small Business Recovery Grant: Christine's Day Spa

Status: Open
Location: 1280 Centre St Newton, MA 02459-1553
Objective: Create economic opportunities
Outcome: Sustainability
Matrix Code: ED Direct Financial Assistance to For-Profits (18A)
National Objective: URG

Initial Funding Date: 06/30/2020

Description:

CARES economic development grants for small businesses that have experienced significant economic hardships due to COVID-19.
 \$15,000 grant to Christine's Day Spa and Electrolysis.

Financing

	Fund Type	Grant Year	Grant	Funded Amount	Drawn In Program Year	Drawn Thru Program Year
CDBG	EN	2020	B20MW250019	\$15,000.00	\$15,000.00	\$15,000.00
Total	Total			\$15,000.00	\$15,000.00	\$15,000.00

Proposed Accomplishments

Businesses : 1

Annual Accomplishments

No data returned for this view. This might be because the applied filter excludes all data.



U.S. Department of Housing and Urban Development
 Office of Community Planning and Development
 Integrated Disbursement and Information System
 CDBG Activity Summary Report (GPR) for Program Year 2019
 NEWTON

Date: 26-Aug-2020
 Time: 9:54
 Page: 155

PGM Year: 2020
Project: 0015 - CV-Small Business Recovery Grant Program
IDIS Activity: 3635 - Newton COVID-19 Small Business Recovery Grant: Salon Joie De Vie

Status: Open
Location: 55 Lincoln St Newton, MA 02461-1520
Objective: Create economic opportunities
Outcome: Sustainability
Matrix Code: ED Direct Financial Assistance to For-Profits (18A)
National Objective: URG

Initial Funding Date: 06/30/2020

Description:

CARES economic development grants for small businesses that have experienced significant economic hardships due to COVID-19.
 \$15,000 grant to Salon Joie De Vie.

Financing

	Fund Type	Grant Year	Grant	Funded Amount	Drawn In Program Year	Drawn Thru Program Year
CDBG	EN	2020	B20MW250019	\$15,000.00	\$15,000.00	\$15,000.00
Total	Total			\$15,000.00	\$15,000.00	\$15,000.00

Proposed Accomplishments

Businesses : 1

Annual Accomplishments

No data returned for this view. This might be because the applied filter excludes all data.



U.S. Department of Housing and Urban Development
 Office of Community Planning and Development
 Integrated Disbursement and Information System
 CDBG Activity Summary Report (GPR) for Program Year 2019
 NEWTON

Date: 26-Aug-2020
 Time: 9:54
 Page: 156

PGM Year: 2020
Project: 0015 - CV-Small Business Recovery Grant Program
IDIS Activity: 3636 - Newton COVID-19 Small Business Recovery Grant: Salon de Cinzia

Status: Open
Location: 1146 Beacon St Newton, MA 02461-1103
Objective: Create economic opportunities
Outcome: Sustainability
Matrix Code: ED Direct Financial Assistance to For-Profits (18A) **National Objective:** URG

Initial Funding Date: 06/30/2020

Description:

CARES economic development grants for small businesses that have experienced significant economic hardships due to COVID-19.
 \$15,000 grant to Salon de Cinzia.

Financing

	Fund Type	Grant Year	Grant	Funded Amount	Drawn In Program Year	Drawn Thru Program Year
CDBG	EN	2020	B20MW250019	\$15,000.00	\$15,000.00	\$15,000.00
Total	Total			\$15,000.00	\$15,000.00	\$15,000.00

Proposed Accomplishments

Businesses : 1

Annual Accomplishments

No data returned for this view. This might be because the applied filter excludes all data.



U.S. Department of Housing and Urban Development
 Office of Community Planning and Development
 Integrated Disbursement and Information System
 CDBG Activity Summary Report (GPR) for Program Year 2019
 NEWTON

Date: 26-Aug-2020
 Time: 9:54
 Page: 157

PGM Year: 2020
Project: 0015 - CV-Small Business Recovery Grant Program
IDIS Activity: 3637 - Newton COVID-19 Small Business Recovery Grant: The Icing on the Cake

Status: Open
Location: 230 Adams St Newton, MA 02458-1285
Objective: Provide decent affordable housing
Outcome: Affordability
Matrix Code: ED Direct Financial Assistance to For-Profits (18A) **National Objective:** URG

Initial Funding Date: 06/30/2020

Description:

CARES economic development grants for small businesses that have experienced significant economic hardships due to COVID-19. \$10,000 grant to The Icing on the Cake.

Financing

	Fund Type	Grant Year	Grant	Funded Amount	Drawn In Program Year	Drawn Thru Program Year
CDBG	EN	2020	B20MW250019	\$10,000.00	\$10,000.00	\$10,000.00
Total	Total			\$10,000.00	\$10,000.00	\$10,000.00

Proposed Accomplishments

Businesses : 1

Annual Accomplishments

No data returned for this view. This might be because the applied filter excludes all data.



U.S. Department of Housing and Urban Development
Office of Community Planning and Development
Integrated Disbursement and Information System
CDBG Activity Summary Report (GPR) for Program Year 2019
NEWTON

Date: 26-Aug-2020

Time: 9:54

Page: 158

Total Funded Amount:	\$23,390,442.35
Total Drawn Thru Program Year:	\$20,727,136.08
Total Drawn In Program Year:	\$1,922,782.94

IDIS REPORT PR26



PART I: SUMMARY OF CDBG RESOURCES

01 UNEXPENDED CDBG FUNDS AT END OF PREVIOUS PROGRAM YEAR	1,452,833.80
02 ENTITLEMENT GRANT	1,908,942.00
03 SURPLUS URBAN RENEWAL	0.00
04 SECTION 108 GUARANTEED LOAN FUNDS	0.00
05 CURRENT YEAR PROGRAM INCOME	103,185.41
05a CURRENT YEAR SECTION 108 PROGRAM INCOME (FOR SI TYPE)	0.00
06 FUNDS RETURNED TO THE LINE-OF-CREDIT	0.00
06a FUNDS RETURNED TO THE LOCAL CDBG ACCOUNT	0.00
07 ADJUSTMENT TO COMPUTE TOTAL AVAILABLE	0.00
08 TOTAL AVAILABLE (SUM, LINES 01-07)	3,464,961.21

PART II: SUMMARY OF CDBG EXPENDITURES

09 DISBURSEMENTS OTHER THAN SECTION 108 REPAYMENTS AND PLANNING/ADMINISTRATION	841,610.18
10 ADJUSTMENT TO COMPUTE TOTAL AMOUNT SUBJECT TO LOW/MOD BENEFIT	0.00
11 AMOUNT SUBJECT TO LOW/MOD BENEFIT (LINE 09 + LINE 10)	841,610.18
12 DISBURSED IN IDIS FOR PLANNING/ADMINISTRATION	366,991.50
13 DISBURSED IN IDIS FOR SECTION 108 REPAYMENTS	0.00
14 ADJUSTMENT TO COMPUTE TOTAL EXPENDITURES	0.00
15 TOTAL EXPENDITURES (SUM, LINES 11-14)	1,208,601.68
16 UNEXPENDED BALANCE (LINE 08 - LINE 15)	2,256,359.53

PART III: LOWMOD BENEFIT THIS REPORTING PERIOD

17 EXPENDED FOR LOW/MOD HOUSING IN SPECIAL AREAS	0.00
18 EXPENDED FOR LOW/MOD MULTI-UNIT HOUSING	155,087.60
19 DISBURSED FOR OTHER LOW/MOD ACTIVITIES	686,522.58
20 ADJUSTMENT TO COMPUTE TOTAL LOW/MOD CREDIT	0.00
21 TOTAL LOW/MOD CREDIT (SUM, LINES 17-20)	841,610.18
22 PERCENT LOW/MOD CREDIT (LINE 21/LINE 11)	100.00%

LOW/MOD BENEFIT FOR MULTI-YEAR CERTIFICATIONS

23 PROGRAM YEARS(PY) COVERED IN CERTIFICATION	PY: PY: PY:
24 CUMULATIVE NET EXPENDITURES SUBJECT TO LOW/MOD BENEFIT CALCULATION	0.00
25 CUMULATIVE EXPENDITURES BENEFITING LOW/MOD PERSONS	0.00
26 PERCENT BENEFIT TO LOW/MOD PERSONS (LINE 25/LINE 24)	0.00%

PART IV: PUBLIC SERVICE (PS) CAP CALCULATIONS

27 DISBURSED IN IDIS FOR PUBLIC SERVICES	308,520.00
28 PS UNLIQUIDATED OBLIGATIONS AT END OF CURRENT PROGRAM YEAR	0.00
29 PS UNLIQUIDATED OBLIGATIONS AT END OF PREVIOUS PROGRAM YEAR	0.00
30 ADJUSTMENT TO COMPUTE TOTAL PS OBLIGATIONS	0.00
31 TOTAL PS OBLIGATIONS (LINE 27 + LINE 28 - LINE 29 + LINE 30)	308,520.00
32 ENTITLEMENT GRANT	1,908,942.00
33 PRIOR YEAR PROGRAM INCOME	203,022.69
34 ADJUSTMENT TO COMPUTE TOTAL SUBJECT TO PS CAP	0.00
35 TOTAL SUBJECT TO PS CAP (SUM, LINES 32-34)	2,111,964.69
36 PERCENT FUNDS OBLIGATED FOR PS ACTIVITIES (LINE 31/LINE 35)	14.61%

PART V: PLANNING AND ADMINISTRATION (PA) CAP

37 DISBURSED IN IDIS FOR PLANNING/ADMINISTRATION	366,991.50
38 PA UNLIQUIDATED OBLIGATIONS AT END OF CURRENT PROGRAM YEAR	0.00
39 PA UNLIQUIDATED OBLIGATIONS AT END OF PREVIOUS PROGRAM YEAR	0.00
40 ADJUSTMENT TO COMPUTE TOTAL PA OBLIGATIONS	0.00
41 TOTAL PA OBLIGATIONS (LINE 37 + LINE 38 - LINE 39 +LINE 40)	366,991.50
42 ENTITLEMENT GRANT	1,908,942.00
43 CURRENT YEAR PROGRAM INCOME	103,185.41
44 ADJUSTMENT TO COMPUTE TOTAL SUBJECT TO PA CAP	0.00
45 TOTAL SUBJECT TO PA CAP (SUM, LINES 42-44)	2,012,127.41
46 PERCENT FUNDS OBLIGATED FOR PA ACTIVITIES (LINE 41/LINE 45)	18.24%



Office of Community Planning and Development
 U.S. Department of Housing and Urban Development
 Integrated Disbursement and Information System
 PR26 - CDBG Financial Summary Report
 Program Year 2019
 NEWTON , MA

DATE: 09-14-20
 TIME: 10:44
 PAGE: 2

LINE 17 DETAIL: ACTIVITIES TO CONSIDER IN DETERMINING THE AMOUNT TO ENTER ON LINE 17

Report returned no data.

LINE 18 DETAIL: ACTIVITIES TO CONSIDER IN DETERMINING THE AMOUNT TO ENTER ON LINE 18

Plan Year	IDIS Project	IDIS Activity	Activity Name	Matrix Code	National Objective	Drawn Amount
2017	1	3436	83-85 West Street	14G	LMH	\$2,081.82
2017	1	3437	236 Auburn Street	14G	LMH	\$153,005.78
				14G	Matrix Code	\$155,087.60
Total						\$155,087.60

LINE 19 DETAIL: ACTIVITIES INCLUDED IN THE COMPUTATION OF LINE 19

Plan Year	IDIS Project	IDIS Activity	Voucher Number	Activity Name	Matrix Code	National Objective	Drawn Amount
2019	6	3530	6346234	Park Pathway Installation	03F	LMC	\$49.76
2019	6	3530	6389603	Park Pathway Installation	03F	LMC	\$9,757.14
					03F	Matrix Code	\$9,806.90
2014	4	3374	6308862	Newtonville Transportation Improvements and Tree Plantings	03Z	LMA	\$2,390.00
2018	5	3465	6306710	City Hall Accessible Bathroom	03Z	LMC	\$8,000.00
2019	5	3529	6380392	Accessible Crosswalk Signals (RRFBs)	03Z	LMC	\$62,888.00
2019	5	3529	6389603	Accessible Crosswalk Signals (RRFBs)	03Z	LMC	\$831.32
					03Z	Matrix Code	\$74,109.32
2019	4	3537	6320186	Jewish Community Housing for the Elderly - Caring Choices	05A	LMC	\$5,275.00
2019	4	3537	6346234	Jewish Community Housing for the Elderly - Caring Choices	05A	LMC	\$3,503.00
2019	4	3537	6386899	Jewish Community Housing for the Elderly - Caring Choices	05A	LMC	\$1,062.00
2019	4	3537	6388993	Jewish Community Housing for the Elderly - Caring Choices	05A	LMC	\$2,660.00
2019	4	3539	6334566	NCDF Resident Services Program	05A	LMC	\$21,667.02
2019	4	3539	6365052	NCDF Resident Services Program	05A	LMC	\$6,332.98
2019	4	3540	6320186	Newton Housing Authority- Resident Services Program	05A	LMC	\$20,611.50
2019	4	3540	6346234	Newton Housing Authority- Resident Services Program	05A	LMC	\$2,388.50
2019	4	3545	6334513	Newton Senior Center Fitness Program	05A	LMC	\$2,500.00
2019	4	3545	6363583	Newton Senior Center Fitness Program	05A	LMC	\$2,500.00
2019	4	3545	6380884	Newton Senior Center Fitness Program	05A	LMC	\$2,500.00
2019	4	3545	6389614	Newton Senior Center Fitness Program	05A	LMC	\$2,500.00
					05A	Matrix Code	\$73,500.00
2019	4	3532	6334517	Barry Price Center- Economic Mobility & Independence for Vulnerable Adults	05B	LMC	\$4,679.84
2019	4	3532	6346234	Barry Price Center- Economic Mobility & Independence for Vulnerable Adults	05B	LMC	\$4,982.57
2019	4	3532	6377443	Barry Price Center- Economic Mobility & Independence for Vulnerable Adults	05B	LMC	\$5,337.59
					05B	Matrix Code	\$15,000.00
2019	4	3533	6334565	Boys and Girls Club- Financial Aid for Teens and Families	05D	LMC	\$16,000.00
					05D	Matrix Code	\$16,000.00
2019	4	3542	6320186	REACH - Individual Support and Advocacy	05G	LMC	\$2,839.53
2019	4	3542	6346203	REACH - Individual Support and Advocacy	05G	LMC	\$2,893.04
2019	4	3542	6346234	REACH - Individual Support and Advocacy	05G	LMC	\$2,975.29
2019	4	3542	6374851	REACH - Individual Support and Advocacy	05G	LMC	\$122.90
2019	4	3542	6390182	REACH - Individual Support and Advocacy	05G	LMC	\$2,689.24
2019	4	3544	6320186	The Second Step - Residential and Community Programs	05G	LMC	\$8,076.90
2019	4	3544	6346226	The Second Step - Residential and Community Programs	05G	LMC	\$8,076.90
2019	4	3544	6375691	The Second Step - Residential and Community Programs	05G	LMC	\$9,033.82
2019	4	3544	6388993	The Second Step - Residential and Community Programs	05G	LMC	\$9,812.38
				262	05G	Matrix Code	\$46,520.00
2019	4	3534	6338762	EMPath- Career Family Opportunity Program	05H	LMC	\$9,595.78



Office of Community Planning and Development
 U.S. Department of Housing and Urban Development
 Integrated Disbursement and Information System
 PR26 - CDBG Financial Summary Report
 Program Year 2019
 NEWTON , MA

DATE: 09-14-20
 TIME: 10:44
 PAGE: 3

Plan Year	IDIS Project	IDIS Activity	Voucher Number	Activity Name	Matrix Code	National Objective	Drawn Amount
2019	4	3534	6346234	EMPath- Career Family Opportunity Program	05H	LMC	\$9,595.78
2019	4	3534	6375691	EMPath- Career Family Opportunity Program	05H	LMC	\$9,149.05
2019	4	3534	6388993	EMPath- Career Family Opportunity Program	05H	LMC	\$6,659.39
					05H	Matrix Code	\$35,000.00
2019	4	3535	6308952	Family ACCESS - Social Mobility for Young Families	05L	LMC	\$7,660.00
2019	4	3535	6320186	Family ACCESS - Social Mobility for Young Families	05L	LMC	\$3,420.00
2019	4	3535	6334517	Family ACCESS - Social Mobility for Young Families	05L	LMC	\$3,300.00
2019	4	3535	6338762	Family ACCESS - Social Mobility for Young Families	05L	LMC	\$3,450.00
2019	4	3535	6346203	Family ACCESS - Social Mobility for Young Families	05L	LMC	\$4,785.00
2019	4	3535	6363573	Family ACCESS - Social Mobility for Young Families	05L	LMC	\$4,635.00
2019	4	3535	6374851	Family ACCESS - Social Mobility for Young Families	05L	LMC	\$9,190.00
2019	4	3535	6380392	Family ACCESS - Social Mobility for Young Families	05L	LMC	\$4,705.00
2019	4	3535	6386899	Family ACCESS - Social Mobility for Young Families	05L	LMC	\$3,705.00
2019	4	3535	6390182	Family ACCESS - Social Mobility for Young Families	05L	LMC	\$3,150.00
2019	4	3541	6334517	Plowshares Education Development- Tuition Assistance Program	05L	LMC	\$699.75
2019	4	3541	6346226	Plowshares Education Development- Tuition Assistance Program	05L	LMC	\$3,094.16
2019	4	3541	6375691	Plowshares Education Development- Tuition Assistance Program	05L	LMC	\$6,206.09
					05L	Matrix Code	\$58,000.00
2019	4	3538	6320186	Jewish Family & Children's Service - Stabilization and Recovery Services	05O	LMC	\$6,117.56
2019	4	3538	6346226	Jewish Family & Children's Service - Stabilization and Recovery Services	05O	LMC	\$6,314.20
2019	4	3538	6386899	Jewish Family & Children's Service - Stabilization and Recovery Services	05O	LMC	\$68.24
2019	4	3543	6326116	Riverside Community Care- Mental Health and Substance Abuse Recovery	05O	LMC	\$8,862.72
2019	4	3543	6334517	Riverside Community Care- Mental Health and Substance Abuse Recovery	05O	LMC	\$2,902.32
2019	4	3543	6346234	Riverside Community Care- Mental Health and Substance Abuse Recovery	05O	LMC	\$4,369.97
2019	4	3543	6365052	Riverside Community Care- Mental Health and Substance Abuse Recovery	05O	LMC	\$2,937.73
2019	4	3543	6374851	Riverside Community Care- Mental Health and Substance Abuse Recovery	05O	LMC	\$8,915.66
2019	4	3543	6380392	Riverside Community Care- Mental Health and Substance Abuse Recovery	05O	LMC	\$3,585.73
2019	4	3543	6388993	Riverside Community Care- Mental Health and Substance Abuse Recovery	05O	LMC	\$8,425.87
					05O	Matrix Code	\$52,500.00
2019	4	3536	6334513	Horace Cousens Industrial Fund - Emergency Payments for Families in Financial Crisis	05Q	LMC	\$12,000.00
					05Q	Matrix Code	\$12,000.00
2017	2	3520	6320186	40 Orchard Avenue	14A	LMH	\$14,000.00
2017	2	3520	6334517	40 Orchard Avenue	14A	LMH	\$23,000.00
2017	2	3520	6338762	40 Orchard Avenue	14A	LMH	\$2,000.00
2017	2	3551	6364182	106 Deborah Road	14A	LMH	\$60.00
2018	2	3550	6308952	349 California Street	14A	LMH	\$1,315.00
2018	2	3572	6308952	19 Lill Avenue	14A	LMH	\$1,315.00
					14A	Matrix Code	\$41,690.00
2019	3	3525	6334527	Housing Program Delivery	14H	LMH	\$6.36
2019	3	3525	6334565	Housing Program Delivery	14H	LMH	\$200.00
2019	3	3525	6346224	Housing Program Delivery	14H	LMH	\$212.18
2019	3	3525	6346226	Housing Program Delivery	14H	LMH	\$750.00
2019	3	3525	6364165	Housing Program Delivery	14H	LMH	\$3,575.25
2019	3	3525	6364166	Housing Program Delivery	14H	LMH	\$3,575.25
2019	3	3525	6364167	Housing Program Delivery	14H	LMH	\$3,575.25



Office of Community Planning and Development
 U.S. Department of Housing and Urban Development
 Integrated Disbursement and Information System
 PR26 - CDBG Financial Summary Report
 Program Year 2019
 NEWTON , MA

DATE: 09-14-20
 TIME: 10:44
 PAGE: 4

Plan Year	IDIS Project	IDIS Activity	Voucher Number	Activity Name	Matrix Code	National Objective	Drawn Amount
2019	3	3525	6364169	Housing Program Delivery	14H	LMH	\$3,579.90
2019	3	3525	6364170	Housing Program Delivery	14H	LMH	\$3,575.25
2019	3	3525	6364171	Housing Program Delivery	14H	LMH	\$3,575.25
2019	3	3525	6364173	Housing Program Delivery	14H	LMH	\$3,579.90
2019	3	3525	6364634	Housing Program Delivery	14H	LMH	\$1,120.56
2019	3	3525	6364640	Housing Program Delivery	14H	LMH	\$577.22
2019	3	3525	6364909	Housing Program Delivery	14H	LMH	\$3,579.90
2019	3	3525	6364918	Housing Program Delivery	14H	LMH	\$3,575.25
2019	3	3525	6364920	Housing Program Delivery	14H	LMH	\$3,575.25
2019	3	3525	6364921	Housing Program Delivery	14H	LMH	\$3,575.25
2019	3	3525	6364922	Housing Program Delivery	14H	LMH	\$3,579.90
2019	3	3525	6364923	Housing Program Delivery	14H	LMH	\$4,336.13
2019	3	3525	6365039	Housing Program Delivery	14H	LMH	\$3,575.25
2019	3	3525	6365040	Housing Program Delivery	14H	LMH	\$3,575.25
2019	3	3525	6365041	Housing Program Delivery	14H	LMH	\$3,575.25
2019	3	3525	6365042	Housing Program Delivery	14H	LMH	\$3,575.25
2019	3	3525	6365043	Housing Program Delivery	14H	LMH	\$3,575.25
2019	3	3525	6365044	Housing Program Delivery	14H	LMH	\$3,575.25
2019	3	3525	6365045	Housing Program Delivery	14H	LMH	\$3,579.90
2019	3	3525	6365046	Housing Program Delivery	14H	LMH	\$3,575.25
2019	3	3525	6365047	Housing Program Delivery	14H	LMH	\$3,575.25
2019	3	3525	6365048	Housing Program Delivery	14H	LMH	\$3,575.25
2019	3	3525	6365049	Housing Program Delivery	14H	LMH	\$3,575.25
2019	3	3525	6365050	Housing Program Delivery	14H	LMH	\$3,579.90
2019	3	3525	6365051	Housing Program Delivery	14H	LMH	\$3,575.25
2019	3	3525	6365052	Housing Program Delivery	14H	LMH	\$881.48
2019	3	3525	6365385	Housing Program Delivery	14H	LMH	\$3,575.25
2019	3	3525	6365386	Housing Program Delivery	14H	LMH	\$3,575.25
2019	3	3525	6365387	Housing Program Delivery	14H	LMH	\$3,575.25
2019	3	3525	6365388	Housing Program Delivery	14H	LMH	\$3,580.04
2019	3	3525	6365389	Housing Program Delivery	14H	LMH	\$3,575.39
2019	3	3525	6365390	Housing Program Delivery	14H	LMH	\$3,575.39
2019	3	3525	6365391	Housing Program Delivery	14H	LMH	\$3,575.39
2019	3	3525	6365552	Housing Program Delivery	14H	LMH	\$3,575.25
2019	3	3525	6365556	Housing Program Delivery	14H	LMH	\$4,082.50
2019	3	3525	6371767	Housing Program Delivery	14H	LMH	\$397.76
2019	3	3525	6371771	Housing Program Delivery	14H	LMH	\$3,580.04
2019	3	3525	6377440	Housing Program Delivery	14H	LMH	\$1,680.98
2019	3	3525	6377442	Housing Program Delivery	14H	LMH	\$3,575.39
2019	3	3525	6379215	Housing Program Delivery	14H	LMH	\$3,150.19
2019	3	3525	6389615	Housing Program Delivery	14H	LMH	\$1,935.61
2019	3	3525	6389616	Housing Program Delivery	14H	LMH	\$1,809.84
2019	3	3525	6389617	Housing Program Delivery	14H	LMH	\$3,612.29
2019	3	3525	6389620	Housing Program Delivery	14H	LMH	\$3,616.94
2019	3	3525	6389621	Housing Program Delivery	14H	LMH	\$3,612.29
2019	3	3525	6389622	Housing Program Delivery	14H	LMH	\$3,612.29
2019	3	3525	6389972	Housing Program Delivery	14H	LMH	\$2,995.99
2019	3	3525	6389975	Housing Program Delivery	14H	LMH	\$3,108.29
2019	3	3525	6389976	Housing Program Delivery	14H	LMH	\$2,396.31
2019	3	3525	6389978	Housing Program Delivery	14H	LMH	\$3,612.29
2019	3	3525	6390178	Housing Program Delivery	14H	LMH	\$3,616.94
2019	3	3525	6393643	Housing Program Delivery	14H	LMH	\$18.95
2019	3	3525	6404151	Housing Program Delivery	14H	LMH	\$14.40
2019	3	3525	6405460	Housing Program Delivery	14H	LMH	\$1,574.78
2019	3	3525	6406031	Housing Program Delivery	14H	LMH	\$74,292.00
					14H	Matrix Code	\$252,396.36



Office of Community Planning and Development
 U.S. Department of Housing and Urban Development
 Integrated Disbursement and Information System
 PR26 - CDBG Financial Summary Report
 Program Year 2019
 NEWTON , MA

DATE: 09-14-20
 TIME: 10:44
 PAGE: 5

Plan Year	IDIS Project	IDIS Activity	Voucher Number	Activity Name	Matrix Code	National Objective	Drawn Amount
Total							\$686,522.58

LINE 27 DETAIL: ACTIVITIES INCLUDED IN THE COMPUTATION OF LINE 27

Plan Year	IDIS Project	IDIS Activity	Voucher Number	Activity Name	Matrix Code	National Objective	Drawn Amount
2019	4	3537	6320186	Jewish Community Housing for the Elderly - Caring Choices	05A	LMC	\$5,275.00
2019	4	3537	6346234	Jewish Community Housing for the Elderly - Caring Choices	05A	LMC	\$3,503.00
2019	4	3537	6386899	Jewish Community Housing for the Elderly - Caring Choices	05A	LMC	\$1,062.00
2019	4	3537	6388993	Jewish Community Housing for the Elderly - Caring Choices	05A	LMC	\$2,660.00
2019	4	3539	6334566	NCDF Resident Services Program	05A	LMC	\$21,667.02
2019	4	3539	6365052	NCDF Resident Services Program	05A	LMC	\$6,332.98
2019	4	3540	6320186	Newton Housing Authority- Resident Services Program	05A	LMC	\$20,611.50
2019	4	3540	6346234	Newton Housing Authority- Resident Services Program	05A	LMC	\$2,388.50
2019	4	3545	6334513	Newton Senior Center Fitness Program	05A	LMC	\$2,500.00
2019	4	3545	6363583	Newton Senior Center Fitness Program	05A	LMC	\$2,500.00
2019	4	3545	6380884	Newton Senior Center Fitness Program	05A	LMC	\$2,500.00
2019	4	3545	6389614	Newton Senior Center Fitness Program	05A	LMC	\$2,500.00
					05A	Matrix Code	\$73,500.00
2019	4	3532	6334517	Barry Price Center- Economic Mobility & Independence for Vulnerable Adults	05B	LMC	\$4,679.84
2019	4	3532	6346234	Barry Price Center- Economic Mobility & Independence for Vulnerable Adults	05B	LMC	\$4,982.57
2019	4	3532	6377443	Barry Price Center- Economic Mobility & Independence for Vulnerable Adults	05B	LMC	\$5,337.59
					05B	Matrix Code	\$15,000.00
2019	4	3533	6334565	Boys and Girls Club- Financial Aid for Teens and Families	05D	LMC	\$16,000.00
					05D	Matrix Code	\$16,000.00
2019	4	3542	6320186	REACH - Individual Support and Advocacy	05G	LMC	\$2,839.53
2019	4	3542	6346203	REACH - Individual Support and Advocacy	05G	LMC	\$2,893.04
2019	4	3542	6346234	REACH - Individual Support and Advocacy	05G	LMC	\$2,975.29
2019	4	3542	6374851	REACH - Individual Support and Advocacy	05G	LMC	\$122.90
2019	4	3542	6390182	REACH - Individual Support and Advocacy	05G	LMC	\$2,689.24
2019	4	3544	6320186	The Second Step - Residential and Community Programs	05G	LMC	\$8,076.90
2019	4	3544	6346226	The Second Step - Residential and Community Programs	05G	LMC	\$8,076.90
2019	4	3544	6375691	The Second Step - Residential and Community Programs	05G	LMC	\$9,033.82
2019	4	3544	6388993	The Second Step - Residential and Community Programs	05G	LMC	\$9,812.38
					05G	Matrix Code	\$46,520.00
2019	4	3534	6338762	EMPath- Career Family Opportunity Program	05H	LMC	\$9,595.78
2019	4	3534	6346234	EMPath- Career Family Opportunity Program	05H	LMC	\$9,595.78
2019	4	3534	6375691	EMPath- Career Family Opportunity Program	05H	LMC	\$9,149.05
2019	4	3534	6388993	EMPath- Career Family Opportunity Program	05H	LMC	\$6,659.39
					05H	Matrix Code	\$35,000.00
2019	4	3535	6308952	Family ACCESS - Social Mobility for Young Families	05L	LMC	\$7,660.00
2019	4	3535	6320186	Family ACCESS - Social Mobility for Young Families	05L	LMC	\$3,420.00
2019	4	3535	6334517	Family ACCESS - Social Mobility for Young Families	05L	LMC	\$3,300.00
2019	4	3535	6338762	Family ACCESS - Social Mobility for Young Families	05L	LMC	\$3,450.00
2019	4	3535	6346203	Family ACCESS - Social Mobility for Young Families	05L	LMC	\$4,785.00
2019	4	3535	6363573	Family ACCESS - Social Mobility for Young Families	05L	LMC	\$4,635.00
2019	4	3535	6374851	Family ACCESS - Social Mobility for Young Families	05L	LMC	\$9,190.00
2019	4	3535	6380392	Family ACCESS - Social Mobility for Young Families	05L	LMC	\$4,705.00
2019	4	3535	6386899	Family ACCESS - Social Mobility for Young Families	05L	LMC	\$3,705.00
2019	4	3535	6390182	Family ACCESS - Social Mobility for Young Families	05L	LMC	\$3,150.00
2019	4	3541	6334517	Plowshares Education Development- Tuition Assistance Program	05L	LMC	\$699.75
2019	4	3541	6346226	Plowshares Education Development- Tuition Assistance Program	05L	LMC	\$3,094.16



Office of Community Planning and Development
 U.S. Department of Housing and Urban Development
 Integrated Disbursement and Information System
 PR26 - CDBG Financial Summary Report
 Program Year 2019
 NEWTON , MA

DATE: 09-14-20
 TIME: 10:44
 PAGE: 6

Plan Year	IDIS Project	IDIS Activity	Voucher Number	Activity Name	Matrix Code	National Objective	Drawn Amount
2019	4	3541	6375691	Plowshares Education Development- Tuition Assistance Program	05L	LMC	\$6,206.09
					05L	Matrix Code	\$58,000.00
2019	4	3538	6320186	Jewish Family & Children's Service - Stabilization and Recovery Services	05O	LMC	\$6,117.56
2019	4	3538	6346226	Jewish Family & Children's Service - Stabilization and Recovery Services	05O	LMC	\$6,314.20
2019	4	3538	6386899	Jewish Family & Children's Service - Stabilization and Recovery Services	05O	LMC	\$68.24
2019	4	3543	6326116	Riverside Community Care- Mental Health and Substance Abuse Recovery	05O	LMC	\$8,862.72
2019	4	3543	6334517	Riverside Community Care- Mental Health and Substance Abuse Recovery	05O	LMC	\$2,902.32
2019	4	3543	6346234	Riverside Community Care- Mental Health and Substance Abuse Recovery	05O	LMC	\$4,369.97
2019	4	3543	6365052	Riverside Community Care- Mental Health and Substance Abuse Recovery	05O	LMC	\$2,937.73
2019	4	3543	6374851	Riverside Community Care- Mental Health and Substance Abuse Recovery	05O	LMC	\$8,915.66
2019	4	3543	6380392	Riverside Community Care- Mental Health and Substance Abuse Recovery	05O	LMC	\$3,585.73
2019	4	3543	6388993	Riverside Community Care- Mental Health and Substance Abuse Recovery	05O	LMC	\$8,425.87
					05O	Matrix Code	\$52,500.00
2019	4	3536	6334513	Horace Cousens Industrial Fund - Emergency Payments for Families in Financial Crisis	05Q	LMC	\$12,000.00
					05Q	Matrix Code	\$12,000.00
Total							\$308,520.00

LINE 37 DETAIL: ACTIVITIES INCLUDED IN THE COMPUTATION OF LINE 37

Plan Year	IDIS Project	IDIS Activity	Voucher Number	Activity Name	Matrix Code	National Objective	Drawn Amount
2019	8	3547	6306710	Program Administration	21A		\$1,532.30
2019	8	3547	6308862	Program Administration	21A		\$1,370.04
2019	8	3547	6308952	Program Administration	21A		\$8,665.61
2019	8	3547	6326116	Program Administration	21A		\$592.30
2019	8	3547	6334517	Program Administration	21A		\$450.00
2019	8	3547	6334527	Program Administration	21A		\$296.15
2019	8	3547	6334565	Program Administration	21A		\$832.93
2019	8	3547	6338762	Program Administration	21A		\$1,796.15
2019	8	3547	6346224	Program Administration	21A		\$401.18
2019	8	3547	6346234	Program Administration	21A		\$710.04
2019	8	3547	6363573	Program Administration	21A		\$296.15
2019	8	3547	6364165	Program Administration	21A		\$4,776.94
2019	8	3547	6364166	Program Administration	21A		\$4,777.24
2019	8	3547	6364167	Program Administration	21A		\$4,777.24
2019	8	3547	6364169	Program Administration	21A		\$4,785.20
2019	8	3547	6364170	Program Administration	21A		\$4,776.94
2019	8	3547	6364171	Program Administration	21A		\$5,294.64
2019	8	3547	6364173	Program Administration	21A		\$4,785.20
2019	8	3547	6364182	Program Administration	21A		\$197.03
2019	8	3547	6364634	Program Administration	21A		\$723.38
2019	8	3547	6364637	Program Administration	21A		\$5,719.08
2019	8	3547	6364903	Program Administration	21A		\$1,576.97
2019	8	3547	6364909	Program Administration	21A		\$6,580.02
2019	8	3547	6364918	Program Administration 266	21A		\$6,571.76
2019	8	3547	6364920	Program Administration	21A		\$6,572.06



Office of Community Planning and Development
 U.S. Department of Housing and Urban Development
 Integrated Disbursement and Information System
 PR26 - CDBG Financial Summary Report
 Program Year 2019
 NEWTON , MA

DATE: 09-14-20
 TIME: 10:44
 PAGE: 7

Plan Year	IDIS Project	IDIS Activity	Voucher Number	Activity Name	Matrix Code	National Objective	Drawn Amount
2019	8	3547	6364921	Program Administration	21A		\$6,572.06
2019	8	3547	6364922	Program Administration	21A		\$6,580.02
2019	8	3547	6364923	Program Administration	21A		\$6,571.76
2019	8	3547	6364924	Program Administration	21A		\$296.15
2019	8	3547	6365039	Program Administration	21A		\$6,490.21
2019	8	3547	6365040	Program Administration	21A		\$6,614.24
2019	8	3547	6365041	Program Administration	21A		\$6,572.06
2019	8	3547	6365042	Program Administration	21A		\$6,611.06
2019	8	3547	6365043	Program Administration	21A		\$4,777.24
2019	8	3547	6365044	Program Administration	21A		\$4,777.24
2019	8	3547	6365045	Program Administration	21A		\$4,785.11
2019	8	3547	6365046	Program Administration	21A		\$4,776.84
2019	8	3547	6365047	Program Administration	21A		\$4,777.14
2019	8	3547	6365048	Program Administration	21A		\$4,827.82
2019	8	3547	6365049	Program Administration	21A		\$4,777.14
2019	8	3547	6365050	Program Administration	21A		\$4,785.11
2019	8	3547	6365051	Program Administration	21A		\$5,153.88
2019	8	3547	6365052	Program Administration	21A		\$2,957.14
2019	8	3547	6365385	Program Administration	21A		\$5,726.94
2019	8	3547	6365386	Program Administration	21A		\$4,777.14
2019	8	3547	6365387	Program Administration	21A		\$4,777.14
2019	8	3547	6365388	Program Administration	21A		\$5,020.50
2019	8	3547	6365389	Program Administration	21A		\$5,012.23
2019	8	3547	6365390	Program Administration	21A		\$5,036.42
2019	8	3547	6365391	Program Administration	21A		\$5,012.53
2019	8	3547	6365552	Program Administration	21A		\$4,950.00
2019	8	3547	6365556	Program Administration	21A		\$5,817.31
2019	8	3547	6371126	Program Administration	21A		\$500.00
2019	8	3547	6371767	Program Administration	21A		\$515.92
2019	8	3547	6371771	Program Administration	21A		\$5,020.50
2019	8	3547	6377442	Program Administration	21A		\$2,680.86
2019	8	3547	6379215	Program Administration	21A		\$3,821.55
2019	8	3547	6388993	Program Administration	21A		\$888.45
2019	8	3547	6388994	Program Administration	21A		\$1,326.50
2019	8	3547	6389615	Program Administration	21A		\$136.89
2019	8	3547	6389620	Program Administration	21A		\$5,628.96
2019	8	3547	6389621	Program Administration	21A		\$5,772.80
2019	8	3547	6389622	Program Administration	21A		\$5,773.10
2019	8	3547	6389972	Program Administration	21A		\$212.43
2019	8	3547	6389975	Program Administration	21A		\$2,813.51
2019	8	3547	6389978	Program Administration	21A		\$5,773.10
2019	8	3547	6390178	Program Administration	21A		\$5,242.47
2019	8	3547	6390182	Program Administration	21A		\$187.85
2019	8	3547	6393643	Program Administration	21A		\$76.76
2019	8	3547	6404151	Program Administration	21A		\$48.02
2019	8	3547	6405460	Program Administration	21A		\$1,724.29
2019	8	3547	6406031	Program Administration	21A		\$100,249.00
2019	8	3547	6406740	Program Administration	21A		\$100.14
					21A	Matrix Code	\$366,182.08
2019	8	3548	6334565	Citizen Participation	21C		\$95.20
2019	8	3548	6363525	Citizen Participation	21C		\$520.55
2019	8	3548	6371767	Citizen Participation	21C		\$50.03
2019	8	3548	6375693	Citizen Participation	21C		\$143.64
					21C	Matrix Code	\$809.42
Total							\$366,991.50

IDIS REPORT PR59



U.S. Department of Housing and Urban Development
Office of Community Planning and Development
Integrated Disbursement and Information System
CDBG Activities At Risk Dashboard



Grantee: **NEWTON**

Remediation Plans Rejected by the Field Office: 0 Activity

Awaiting Field Office Review: 2 Activities

Remediation Completed by Grantee but Plan is Still Awaiting Field Office Review: 0 Activity

Awaiting Grantee's Required Explanation and Remediation Plan: 1 Activities

Awaiting Grantee's Completion of Remediation Actions: 1 Activities (1 overdue)

Pending At Risk: 7 Activities

- X The activity is currently flagged as At-Risk for the condition specified on the column heading
- O No action required but this activity may soon be flagged as At-Risk for the condition specified on the column heading
- ^ The activity review is overdue

Awaiting Field Office Review(2 Activities)

IDIS Activity	Activity	Matrix Code	Remediation Submitted	Remediation Submitted by	Target Completion Date for Remediation Action	Reason	Remediation Action	FO Due Date	FO Review Date	Overdue	1 Year no Draw	3 Year No Acc	80% Drawn No Acc
3374	Newtonville Transportation Improvements and Tree Plantings	03Z	8/4/2020	B66420	10/31/2020	Due to COVID-19, the contractor experienced a delay in shipment from the bus shelter manufacturer. The manufacturer closed its operations since early April 2020 due to a state order. Operations are now back and running, and the contractor is expected to install the bus shelters by August 15, 2020. Shortly afterwards, funds will be drawn and this project will be closed.	We will update our HUD rep, but the contractor is expected to complete the project with installation taking place on August 15, 2020.	11/2/2020			O	X	

Awaiting Grantee's Required Explanation and Remediation Plan (1 Activities)

IDIS Activity	Activity	Year	Remediation Plan Submission Deadline	National Objective	Matrix Code	Fund Date	Overdue	1 Year no Draw	3 Year No Acc	80% Drawn No Acc
3484	Contingencies	2018	9/25/2020	LMC	03Z	6/28/2019		X		

Awaiting Grantee's Completion of Remediation Actions (1 Activities)

Overdue: 1



U.S. Department of Housing and Urban Development
 Office of Community Planning and Development
 Integrated Disbursement and Information System
CDBG Activities At Risk Dashboard



Grantee: **NEWTON**

IDIS Activity	Activity	Matrix Code	Fund Date	Remediation Submitted	Remediation Submitted by	Field Office Approved by	Field Office Approved On	Target Completion Date for Remediation Action	Actual Completion Date of Remediation Action	Overdue	1 Year no Draw	3 Year No Acc	80% Drawn No Acc
3464	Housing Rehabilitation Revolving Loan Fund	14A	11/19/2018	1/30/2020	C21949	H45306	2/18/2020	7/28/2020		^	X		

Pending At Risk (7 Activities)

IDIS Activity	Activity	Year	National Objective	Matrix Code	Fund Date	270 Days no Draw	2 yr 9 Mos No Acc	66% Drawn No Acc
3527	Housing Program Income Fund	2019	LMH	14A	9/27/2019	O		
3528	Haywood House - Newton Housing Authority	2019	LMH	12	9/26/2019	O		
3531	FY20 Curb Cuts	2019	LMC	03L	9/18/2019	O		
3546	Human Services Program Income Reserve	2019	LMC	05Z	9/27/2019	O		
3549	Contingencies	2019	LMH	14A	9/17/2019	O		
3550	349 California Street	2018	LMH	14A	9/25/2019	O		
3572	19 Lill Avenue	2018	LMH	14A	9/25/2019	O		

IDIS REPORT PR22



U.S. Department of Housing and Urban Development
 Office of Community Planning and Development
 Integrated Disbursement and Information System

DATE: 08-17-20
 TIME: 14:25
 PAGE: 1

Status of Open Activities and Activities Completed/Cancelled in the Last Year Activities -
 NEWTON CONSORTIUM, MA

IDIS - PR22

Tenure Type	Activity Type	IDIS Activity	Activity Address	Activity Status	Status Date	Total Units	Home Units	Initial Funding Date	Committed Amount	Drawn Amount	PCT
Rental	NEW CONSTRUCTION	3517	370 Harvard St , Brookline MA, 02446	Open	09/25/19	0	0	05/23/19	\$807,028.00	\$761,253.00	94.33%
Rental	REHABILITATION	3303	37 Banks St , Waltham MA, 02451	Completed	10/31/19	6	6	06/08/16	\$599,724.00	\$599,724.00	100.00%
Rental	REHABILITATION	3306	46 Irving St , Framingham MA, 01702	Completed	07/09/20	53	2	07/15/16	\$339,507.73	\$339,507.73	100.00%
Rental	REHABILITATION	3448	73 Hollis St , Framingham MA, 01702	Completed	04/01/20	48	11	04/10/18	\$424,148.00	\$424,148.00	100.00%
Rental	REHABILITATION	3450	1 Ashby Pl , Bedford MA, 01730	Open	05/18/20	0	0	05/15/18	\$58,075.00	\$42,643.73	73.43%
Rental	REHABILITATION	3584	1 Judges Rd 10 Judges Rd 12 Judges Rd, Lexington MA, 02421	Open	05/19/20	0	0	02/13/20	\$120,782.00	\$114,742.90	95.00%
Rental	REHABILITATION	3610	90 Longwood Ave , Brookline MA, 02446	Open	07/08/20	0	0	06/30/20	\$452,927.00	\$301,951.00	66.67%
Rental	ACQUISITION AND NEW CONSTRUCTION	3437	236 Auburn St , Newton MA, 02466	Completed	07/09/20	4	4	03/27/18	\$876,549.64	\$876,549.64	100.00%
Rental	ACQUISITION AND NEW CONSTRUCTION	3573	187 Boston Post Rd , Sudbury MA, 01776	Open	10/10/19	0	0	09/26/19	\$178,203.00	\$160,383.00	90.00%
Tenant-Based Rental Assistance (TBRA)	TENANT-BASED RENTAL ASSISTANCE	3363	, ,	Open	06/26/20	0	1	01/17/17	\$54,011.00	\$43,175.00	79.94%
Tenant-Based Rental Assistance (TBRA)	TENANT-BASED RENTAL ASSISTANCE	3409	, ,	Open	06/29/20	0	1	08/23/17	\$48,460.00	\$34,961.00	72.14%
Tenant-Based Rental Assistance (TBRA)	TENANT-BASED RENTAL ASSISTANCE	3417	, ,	Open	06/26/20	0	1	10/26/17	\$64,837.00	\$59,780.00	92.20%
Tenant-Based Rental Assistance (TBRA)	TENANT-BASED RENTAL ASSISTANCE	3418	, ,	Completed	12/12/19	0	1	10/26/17	\$31,390.00	\$31,390.00	100.00%
Tenant-Based Rental Assistance (TBRA)	TENANT-BASED RENTAL ASSISTANCE	3419	, ,	Open	06/26/20	0	1	11/01/17	\$55,974.00	\$45,799.00	81.82%
Tenant-Based Rental Assistance (TBRA)	TENANT-BASED RENTAL ASSISTANCE	3440	, ,	Completed	10/15/19	0	51	12/18/17	\$66,167.40	\$66,167.40	100.00%
Tenant-Based Rental Assistance (TBRA)	TENANT-BASED RENTAL ASSISTANCE	3445	, ,	Completed	02/04/20	0	24	02/26/18	\$48,491.44	\$48,491.44	100.00%
Tenant-Based Rental Assistance (TBRA)	TENANT-BASED RENTAL ASSISTANCE	3449	, ,	Open	06/26/20	0	1	04/19/18	\$48,480.00	\$43,304.00	89.32%
Tenant-Based Rental Assistance (TBRA)	TENANT-BASED RENTAL ASSISTANCE	3453	, ,	Completed	10/09/19	0	1	06/12/18	\$19,528.00	\$19,528.00	100.00%



U.S. Department of Housing and Urban Development
 Office of Community Planning and Development
 Integrated Disbursement and Information System

DATE: 08-17-20
 TIME: 14:25
 PAGE: 2

Status of Open Activities and Activities Completed/Cancelled in the Last Year Activities -
 NEWTON CONSORTIUM, MA

IDIS - PR22

Tenure Type	Activity Type	IDIS Activity	Activity Address	Activity Status	Status Date	Total Units	Home Units	Initial Funding Date	Committed Amount	Drawn Amount	PCT
Tenant-Based Rental Assistance (TBRA)	TENANT-BASED RENTAL ASSISTANCE	3454	, ,	Completed	04/06/20	0	1	06/14/18	\$12,633.00	\$12,633.00	100.00%
Tenant-Based Rental Assistance (TBRA)	TENANT-BASED RENTAL ASSISTANCE	3455	, ,	Completed	06/18/20	0	1	06/25/18	\$18,861.00	\$18,861.00	100.00%
Tenant-Based Rental Assistance (TBRA)	TENANT-BASED RENTAL ASSISTANCE	3456	, ,	Open	06/29/20	0	1	06/25/18	\$48,164.50	\$33,103.50	68.73%
Tenant-Based Rental Assistance (TBRA)	TENANT-BASED RENTAL ASSISTANCE	3457	, ,	Open	06/26/20	0	1	06/25/18	\$40,845.00	\$19,539.00	47.84%
Tenant-Based Rental Assistance (TBRA)	TENANT-BASED RENTAL ASSISTANCE	3458	, ,	Open	06/26/20	0	1	06/25/18	\$54,705.00	\$39,259.00	71.76%
Tenant-Based Rental Assistance (TBRA)	TENANT-BASED RENTAL ASSISTANCE	3460	, ,	Completed	10/01/19	0	1	06/25/18	\$18,072.00	\$18,072.00	100.00%
Tenant-Based Rental Assistance (TBRA)	TENANT-BASED RENTAL ASSISTANCE	3501	, ,	Open	06/26/20	0	1	09/11/18	\$22,096.00	\$12,424.00	56.23%
Tenant-Based Rental Assistance (TBRA)	TENANT-BASED RENTAL ASSISTANCE	3506	, ,	Open	06/26/20	0	1	10/16/18	\$37,314.00	\$34,962.00	93.70%
Tenant-Based Rental Assistance (TBRA)	TENANT-BASED RENTAL ASSISTANCE	3508	, ,	Completed	12/12/19	0	1	01/09/19	\$10,233.00	\$10,233.00	100.00%
Tenant-Based Rental Assistance (TBRA)	TENANT-BASED RENTAL ASSISTANCE	3511	, ,	Open	06/26/20	0	1	01/17/19	\$23,118.00	\$9,588.00	41.47%
Tenant-Based Rental Assistance (TBRA)	TENANT-BASED RENTAL ASSISTANCE	3512	, ,	Open	06/26/20	0	1	03/07/19	\$46,680.00	\$33,392.00	71.53%
Tenant-Based Rental Assistance (TBRA)	TENANT-BASED RENTAL ASSISTANCE	3513	, ,	Open	06/26/20	0	1	04/03/19	\$32,852.00	\$21,954.00	66.83%
Tenant-Based Rental Assistance (TBRA)	TENANT-BASED RENTAL ASSISTANCE	3515	, ,	Completed	03/31/20	0	1	04/25/19	\$11,745.00	\$11,745.00	100.00%
Tenant-Based Rental Assistance (TBRA)	TENANT-BASED RENTAL ASSISTANCE	3516	, ,	Completed	05/07/20	0	1	05/14/19	\$11,515.00	\$11,515.00	100.00%
Tenant-Based Rental Assistance (TBRA)	TENANT-BASED RENTAL ASSISTANCE	3518	, ,	Open	06/26/20	0	1	06/11/19	\$42,958.00	\$19,948.00	46.44%



U.S. Department of Housing and Urban Development
 Office of Community Planning and Development
 Integrated Disbursement and Information System

DATE: 08-17-20
 TIME: 14:25
 PAGE: 3

Status of Open Activities and Activities Completed/Cancelled in the Last Year Activities -
 NEWTON CONSORTIUM, MA

IDIS - PR22

Tenure Type	Activity Type	IDIS Activity	Activity Address	Activity Status	Status Date	Total Units	Home Units	Initial Funding Date	Committed Amount	Drawn Amount	PCT
Tenant-Based Rental Assistance (TBRA)	TENANT-BASED RENTAL ASSISTANCE	3519	, ,	Open	06/26/20	0	1	06/12/19	\$24,405.00	\$12,639.00	51.79%
Tenant-Based Rental Assistance (TBRA)	TENANT-BASED RENTAL ASSISTANCE	3521	, ,	Open	06/26/20	0	1	06/19/19	\$42,998.00	\$25,493.00	59.29%
Tenant-Based Rental Assistance (TBRA)	TENANT-BASED RENTAL ASSISTANCE	3556	, ,	Open	06/29/20	0	24	08/16/19	\$42,054.55	\$39,754.55	94.53%
Tenant-Based Rental Assistance (TBRA)	TENANT-BASED RENTAL ASSISTANCE	3557	, ,	Completed	05/20/20	0	1	08/19/19	\$15,521.00	\$15,521.00	100.00%
Tenant-Based Rental Assistance (TBRA)	TENANT-BASED RENTAL ASSISTANCE	3575	, ,	Open	06/26/20	0	1	10/01/19	\$18,045.00	\$15,069.00	83.51%
Tenant-Based Rental Assistance (TBRA)	TENANT-BASED RENTAL ASSISTANCE	3577	, ,	Open	06/26/20	0	1	10/09/19	\$16,545.00	\$6,700.00	40.50%
Tenant-Based Rental Assistance (TBRA)	TENANT-BASED RENTAL ASSISTANCE	3578	, ,	Completed	08/10/20	0	15	11/13/19	\$30,320.00	\$30,320.00	100.00%
Tenant-Based Rental Assistance (TBRA)	TENANT-BASED RENTAL ASSISTANCE	3579	, ,	Final Draw	12/19/19	0	1	11/13/19	\$2,043.00	\$2,043.00	100.00%
Tenant-Based Rental Assistance (TBRA)	TENANT-BASED RENTAL ASSISTANCE	3580	, ,	Open	06/26/20	0	1	12/05/19	\$20,845.00	\$13,820.00	66.30%
Tenant-Based Rental Assistance (TBRA)	TENANT-BASED RENTAL ASSISTANCE	3581	, ,	Open	06/26/20	0	1	12/17/19	\$23,105.00	\$15,535.00	67.24%
Tenant-Based Rental Assistance (TBRA)	TENANT-BASED RENTAL ASSISTANCE	3582	, ,	Open	06/26/20	0	1	12/17/19	\$23,510.00	\$19,530.00	83.07%
Tenant-Based Rental Assistance (TBRA)	TENANT-BASED RENTAL ASSISTANCE	3583	, ,	Open	06/26/20	0	1	02/11/20	\$23,029.00	\$14,606.00	63.42%
Tenant-Based Rental Assistance (TBRA)	TENANT-BASED RENTAL ASSISTANCE	3585	, ,	Open	06/26/20	0	1	03/18/20	\$20,445.00	\$6,099.00	29.83%
Tenant-Based Rental Assistance (TBRA)	TENANT-BASED RENTAL ASSISTANCE	3586	, ,	Open	06/26/20	0	1	03/31/20	\$22,145.00	\$7,037.00	31.78%
Tenant-Based Rental Assistance (TBRA)	TENANT-BASED RENTAL ASSISTANCE	3587	, ,	Open	06/10/20	0	3	03/31/20	\$5,416.00	\$4,216.00	77.84%



U.S. Department of Housing and Urban Development
 Office of Community Planning and Development
 Integrated Disbursement and Information System

DATE: 08-17-20
 TIME: 14:25
 PAGE: 4

Status of Open Activities and Activities Completed/Cancelled in the Last Year Activities -
 Entitlement
 NEWTON CONSORTIUM, MA

IDIS - PR22

Tenure Type	Activity Type	IDIS Activity	Activity Address	Activity Status	Status Date	Total Units	Home Units	Initial Funding Date	Committed Amount	Drawn Amount	PCT
Tenant-Based Rental Assistance (TBRA)	TENANT-BASED RENTAL ASSISTANCE	3591	, ,	Open	06/26/20	0	1	06/15/20	\$19,709.00	\$1,819.00	9.23%
Tenant-Based Rental Assistance (TBRA)	TENANT-BASED RENTAL ASSISTANCE	3607	, ,	Open	06/29/20	0	1	06/19/20	\$20,445.00	\$4,440.00	21.72%

IDIS REPORT PR33

U.S. Department of Housing and Urban Development
Office of Community Planning and Development
Integrated Disbursement and Information System
Home Matching Liability Report

DATE: 08-06-20
TIME: 21:24
PAGE: 1

NEWTON, MA

Fiscal Year	Match Percent	Total Disbursements	Disbursements Requiring Match	Match Liability Amount
1998	25.0%	\$711,741.59	\$589,962.59	\$147,490.64
1999	25.0%	\$742,404.23	\$622,652.77	\$155,663.19
2000	25.0%	\$918,330.33	\$793,048.45	\$198,262.11
2001	25.0%	\$1,388,844.23	\$1,202,176.11	\$300,544.02
2002	25.0%	\$274,753.55	\$129,778.76	\$32,444.69
2003	25.0%	\$1,913,722.77	\$1,674,910.97	\$418,727.74
2004	25.0%	\$1,329,801.49	\$1,069,716.37	\$267,429.09
2005	25.0%	\$1,117,672.85	\$865,720.40	\$216,430.10
2006	25.0%	\$1,361,178.68	\$1,129,650.90	\$282,412.72
2007	25.0%	\$1,576,920.23	\$1,327,700.30	\$331,925.07
2008	25.0%	\$3,349,479.34	\$3,019,197.40	\$754,799.35
2009	25.0%	\$2,261,891.99	\$1,938,430.54	\$484,607.63
2010	25.0%	\$1,717,111.60	\$1,483,027.21	\$370,756.80
2011	25.0%	\$2,585,151.09	\$2,295,638.83	\$573,909.70
2012	25.0%	\$903,504.53	\$746,629.68	\$186,657.42
2013	25.0%	\$1,197,517.88	\$963,664.05	\$240,916.01
2014	25.0%	\$1,556,044.23	\$1,418,716.80	\$354,679.20

U.S. Department of Housing and Urban Development
Office of Community Planning and Development
Integrated Disbursement and Information System
Home Matching Liability Report

2015	25.0%	\$1,849,380.37	\$1,671,185.13	\$417,796.28
2016	25.0%	\$1,253,382.06	\$882,903.05	\$220,725.76
2017	25.0%	\$2,112,463.30	\$1,891,074.59	\$472,768.64
2018	25.0%	\$1,504,021.26	\$1,023,081.39	\$255,770.34
2019	25.0%	\$2,391,363.72	\$1,114,819.60	\$278,704.90

PUBLIC COMMENTS

Tiffany Leung

From: Amanda Berman
Sent: Monday, October 19, 2020 9:07 AM
To: 'kklaufer@aol.com'; Tiffany Leung
Cc: Kathleen Perreault
Subject: RE: CAPER

Thank you Kathy, we will include your comments in the CAPER.

Best,

Amanda Berman
Director of Housing & Community Development
Department of Planning & Development
City of Newton
617-796-1147 (Direct)
617-796-1120 (Dept)
aberman@newtonma.gov
www.newtonma.gov/gov/planning

Please note that I am working remotely with access to email and voicemail. For updates on Newton's COVID-19 response, please visit: http://www.newtonma.gov/gov/health_n_human_services/public/covid_19.asp

From: kklauffer@aol.com <kklauffer@aol.com>
Sent: Saturday, October 17, 2020 11:09 AM
To: Tiffany Leung <tleung@newtonma.gov>; Amanda Berman <aberman@newtonma.gov>
Subject: Fwd: CAPER

[DO NOT OPEN links/attachments unless you are sure the content is safe.]

I would like to have the following comment included in the CAPER report:

I would recommend that, going forward, statistics on CDBG Human Service grants be listed by individual grantee with the disclaimer that individuals and households may receive benefits from more than one agency.

I would recommend that ESG recipients statistics be identified by grantee and that individuals and households be identified by town of origin, as well as stating that households may receive benefits from more than one agency.

Also, I would like to see the numbers of rehabbed rental units be broken down by landlord type (private or non-profit). I think that large projects like Golda Meir House and NHA fall into a separate category from small private landlords and that more outreach is needed to educate the private landlords about the availability of these funds.

Thank you.
Kathy Laufer
26 Mosman Street
W. Newton

-----Original Message-----

From: kklaufer@aol.com

To: tleung@newtonma.gov <tleung@newtonma.gov>; aberman@newtonma.gov <aberman@newtonma.gov>

Sent: Tue, Oct 6, 2020 2:08 pm

Subject: Re: CAPER

Tiffany -

I wasn't even thinking about those who benefit year after year after year.

Rather, I was referencing those who benefit from more than one program - the client who receives family mobility services from Family Access; participates in community teen program for DV survivors through Second Step; obtains a childcare scholarship from Plowshares; gets mental health services from Riverside; and is provided rental assistance from the Cousens Fund. One household receiving services from 5 agencies so clearly not unduplicated because each of us are counting that household in our statistics.

I totally support the need for confidentiality (though most programs do know when their clients are receiving other assistance).

It's semantics perhaps - but important to clarify if you are making that statement.

Thanks.

Kathy

-----Original Message-----

From: Tiffany Leung <tleung@newtonma.gov>

To: kklaufer@aol.com <kklaufer@aol.com>; Amanda Berman <aberman@newtonma.gov>

Sent: Tue, Oct 6, 2020 1:43 pm

Subject: RE: CAPER

Hi Kathy,

Thank you for your question.

As you know, the City's CDBG Human Service program operates on an annual basis with each project starting July 1 and ending June 30 – following the fiscal year calendar. By the end of Q4, we collect each project's final report in which the agency will report the number of unduplicated individuals served in that fiscal year. To protect the clients' confidentiality, we do not collect client-level data but rather the reports only include aggregated data. While staff is certain there is no duplication of people served within each given project, we cannot be certain that there is no duplication across the human service program as a whole. As you noted, some clients may be seeking a variety of assistance from different agencies. Presented in last night's presentation, we included the number of people served based on the reports submitted by the agencies. This is our best effort to identify the number of people served by the human service program during the FY20 program year.

Looking back over the past five years (FY16-20), we recognize that there are some human service projects that have received CDBG funding year after year. We also recognize that there are some clients who have participated in the same project year after year and/or are returning clients as they need additional or continued support. For instance, there are participants in EMPATH's Career Family Opportunity program that have been active for the last 5 years with some folks dropping off along the way. With that mind, we did not want to present the total number of people served based on year end totals alone. If we did, we would have calculated 14,568 people served but understanding that figure includes duplication.

Therefore, we took that total of 14,568 people served in the last five years (again, figures are based on year-end reports submitted by the agencies) and averaged it on an annual basis, giving us an estimated unduplicated count of 2,914 people served. This is our best effort to understand the number of people served by the human service program over the course of 5 years. It is not exact but an estimate.

Please let me know if you have additional questions or concerns. I appreciate you asking this question.

Tiffany Leung

Senior Community Development Planner
Department of Planning & Development
City of Newton
617-796-1146 (Direct)
617-796-1120 (Dept)
www.newtonma.gov/gov/planning

From: kklaufer@aol.com <kklaufer@aol.com>
Sent: Tuesday, October 06, 2020 10:58 AM
To: Amanda Berman <aberman@newtonma.gov>; Tiffany Leung <tleung@newtonma.gov>
Subject: CAPER

[DO NOT OPEN links/attachments unless you are sure the content is safe.]

Thank you for a succinct presentation to the P & D Bd. As you know, I have asked Malcolm to share your Powerpoint with the FHC for our meeting tomorrow.

I did have one question/comment regarding the Human Services information: how do you know that your numbers are unduplicated? Unless all of your sub-recipients get releases and share names of clients, there would appear to be no way of confirming that statement. Wearing my Cousens Fund hat, I know that many of our applicants who receive assistance through the CDBG funds, also get assistance from other human service agencies who have CDBG funding as well.

Kathy

When responding, please be aware that the Massachusetts Secretary of State has determined that most email is public record and therefore cannot be kept confidential.

CERTIFICATION