



City of Newton, Massachusetts
 Department of Planning and Development
 1000 Commonwealth Avenue Newton, Massachusetts 02459

Telephone
 (617) 796-1120
 Telefax
 (617) 796-1086
 www.newtonma.gov

Ruthanne Fuller
 Mayor

Barney Heath
 Director

GENERAL PERMIT APPLICATION

PROJECT #: _____ ZONING DISTRICT: SR3 DATE RECEIVED: _____

PROJECT DESCRIPTION: _____

PROPERTY LOCATION INFORMATION

STREET ADDRESS: 29 LASELL ST. CITY/ZIP: AUBURNDALE
 LEGAL DESCRIPTION (SECTION, BLOCK, LOT): 65759/288 SBL: 43031 0005 02466

PROPERTY OWNER INFORMATION

NAME: JARRAD & JOHANNA GLENNON PHONE: 838-7997 ALT. PHONE: _____
 MAILING ADDRESS: 29 LASELL ST E-MAIL ADDRESS: jarrad.gleannon@gmail.com
AUBURNDALE, MA 02466

PROPERTY OWNER CONSENT

I am (we are) the owner(s) of the property subject to this application and I (we) consent as follows:

- This application for a land use permit or administrative approval for development on my (our) property is made with my permission.
- I (we) grant permission for officials and employees of the City of Newton to access my property for the purposes of this application.

X [Signature] 10/25/21
 (Property Owner Signature) (Date)
 X [Signature] 10/25/21
 (Property Owner Signature) (Date)

NOTICE: The City of Newton staff may need access to the subject property during regular business hours and will attempt to contact the applicant/agent prior to any visit. Further, members of a regulatory authority of the city may visit the property as well.

APPLICANT / AGENT INFORMATION

NAME: MARK S. LEWIS PHONE: 419-3974 ALT. PHONE: _____
42 AUBURNDALE AVE
 MAILING ADDRESS: WEST NEWTON, MA E-MAIL ADDRESS: mlew9091@verizon.net
02405
 X [Signature] 10/25/21
 (Applicant/Agent Signature) (Date)

NOTICE: The applicant/agent is the primary contact and may be any individual representing the establishment or property owner. The applicant/agent must also be legally authorized to make decisions on behalf of the Property Owner(s) in regards to the application.

OFFICE USE ONLY BELOW THIS LINE

CHECK APPROPRIATE PERMIT OR REVIEW PROCESS (CHECK ALL BEING SUBMITTED)	
<input type="checkbox"/> Zoning Review Application	<input type="checkbox"/> Comprehensive Permit
<input type="checkbox"/> Administrative Site Plan Review	<input type="checkbox"/> Variance Application
<input type="checkbox"/> Sign Permit	<input type="checkbox"/> Historic Preservation Review
<input type="checkbox"/> Special Permit/Site Plan Approval	<input type="checkbox"/> Conservation Commission Review
<input type="checkbox"/> Fence Appeal	<input type="checkbox"/> Other, describe _____
Comments: _____ _____ _____	PERMIT INTAKE INITIALS AND DATE STAMP

NOTE: This form MUST accompany all other Department of Planning and Development applications.

To Be Completed By Applicant



Ruthanne Fuller
Mayor

City of Newton, Massachusetts
Department of Planning and Development
1000 Commonwealth Avenue Newton, Massachusetts 02459

Telephone
(617) 796-1120
Telefax
(617) 796-1086
www.newtonma.gov

Barney S. Heath
Director

APPLICATION FOR LOCAL HISTORIC DISTRICT CERTIFICATE OF
APPROPRIATENESS, NON-APPLICABILITY, OR HARDSHIP

DATE RECEIVED: _____ PROJECT #: _____

PROJECT ADDRESS: 29 LAZELL ST. AUBURNDALE, MA

PROJECT INFORMATION

IS THE PROPERTY AND/OR STRUCTURE DESIGNATED (check all that apply):

- LOCAL HISTORIC DISTRICT LOCAL LANDMARK NATIONAL REGISTER SITE

(Depending on how a property is designated, different Newton City Ordinances may apply.)

NAME OF LOCAL HISTORIC DISTRICT: AUBURNDALE

TYPE OF STRUCTURE(S) AFFECTED (Check all that apply):

- HOUSE FENCE GARAGE NON-RESIDENTIAL BUILDING SHED
 SIGN WALL OTHER

IF OTHER, PLEASE DESCRIBE: _____

WHAT YEAR WAS THE STRUCTURE BUILT (IF KNOWN): _____

TYPE OF PROPOSED WORK (Check all that apply):

- ADDITION ALTERATION DEMOLITION NEW CONSTRUCTION REPAIR
 REPLACEMENT OTHER

IF OTHER, PLEASE DESCRIBE: _____

DESCRIBE SCOPE OF WORK:

ADDITION OF NEW FRONT ENTRY/SECOND FLOOR W/
1 SHED DORMER AND THREE GABLE END DORMERS
ALSO A NEW FIRST FLOOR ADDITION INCLUDING A
MASTER BEDROOM SUITE, ON THE GROUND FLOOR A
NEW FAMILY ROOM/SCREENED PORCH AND
RENOVATED KITCHEN & BATHROOM.

BRIEFLY DESCRIBE THE HISTORY OF THE PROPERTY (IF KNOWN):

UNKNOWN

THIS APPLICATION FORM MUST BE ACCOMPANIED BY A GENERAL PERMIT APPLICATION FORM AND BY THE REQUIRED
SUBMISSION MATERIALS IDENTIFIED ON THE LOCAL HISTORIC DISTRICT APPLICATION REQUIREMENTS SHEET. INCOMPLETE OR
INACCURATE APPLICATIONS WILL NOT BE ACCEPTED.

THE COVER PAGE AND THE INSTRUCTIONS ON THE BACK OF THE APPLICATION FORMS HAVE ADDITIONAL INFORMATION ABOUT
THE APPLICATION INTAKE AND REVIEW PROCESS, AND THE HARD COPY REQUIREMENTS.



Property Information

Property ID 43031 0005
Location 29 LASELL ST
Owner GLENNON JARRAD M



**MAP FOR REFERENCE ONLY
NOT A LEGAL DOCUMENT**

City of Newton, MA makes no claims and no warranties, expressed or implied, concerning the validity or accuracy of the GIS data presented on this map.

Geometry updated 11/09/2018
Data updated 11/14/2018

Property Record Card

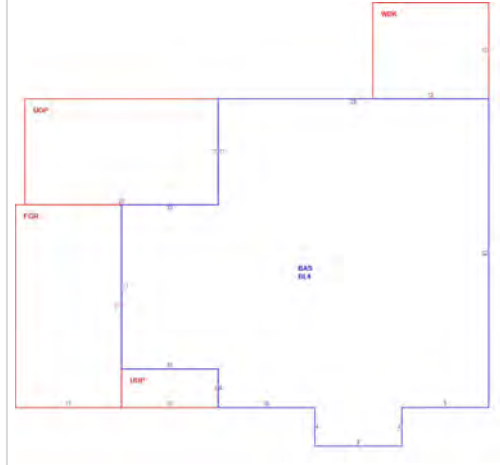
Property

Property SBL 43031 0005
Address 29 LASELL ST
Tax Bill Number 2110911
Land Use 1010
Land Use Description SINGLE FAMILY
Lot Size 10,857 sq ft
Frontage 78 ft
Zoning SR3
Map ID 051NE
ID 43031 0005

Primary Property Image



Property Sketch



Current Owner

Owner Information GLENNON JARRAD M
GLENNON JOANNA B
29 LASELL ST
AUBURNDALE, MA 02466

Sale History

Owner GLENNON JARRAD M
Co Owner GLENNON JOANNA B
Sale Date 2015-07-20
Sale Price \$761,300
Legal Reference 65759/288

Assessment History

Assessed Value	Fiscal Year
\$729,000	2020
\$707,800	2019
\$648,300	2018
\$611,600	2017

Visit History

Visit Date	Type
2017-09-18	Exterior
2009-09-23	Exterior
2003-04-08	Exterior

Building General

Building Style Ranch
Year Built 1946
Story Height 1
Neighborhood Code 5C

Building Exterior

Exterior Condition Average
Exterior Walls Wood Shingle
Masonry/Trim None
Foundation Type Concrete
Roof Type Gable
Roof Material Asphalt Shingl
Attached Garage Area 231
Deck Area 120
Porch Area 260 sq ft

Building Interior

Rooms 8
Bedrooms 3
Baths 1
Half Baths 1
Heat Type Forced Air-Duc
Fuel Type Gas
Air Conditioning None
Fireplaces 1
Kitchen Quality Average
Bath Quality Average
Interior Condition Average
Building Size 1,102 sq ft
Unfinished Attic Area sq ft
Basement Area 1,102
Finished Basement Area 827 sq ft

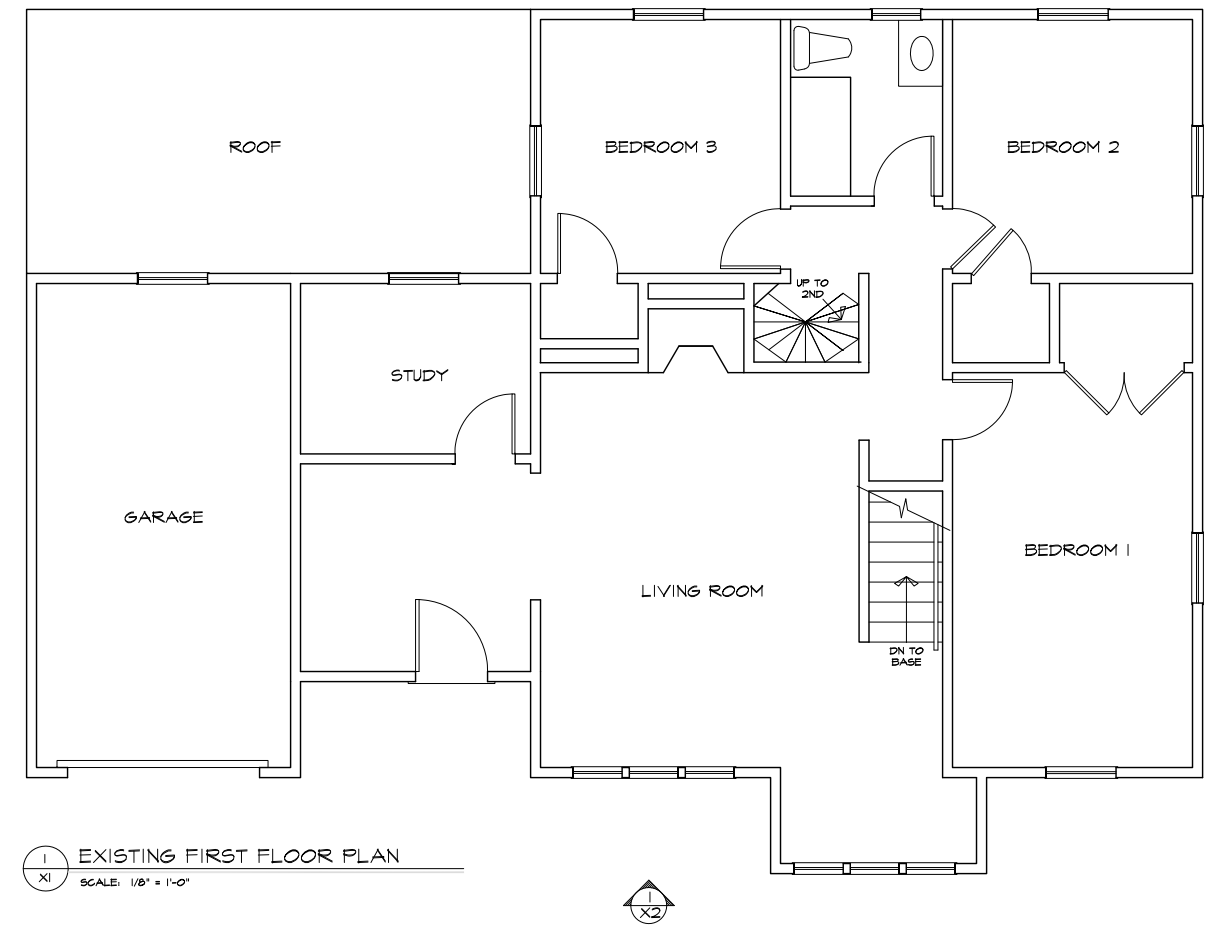
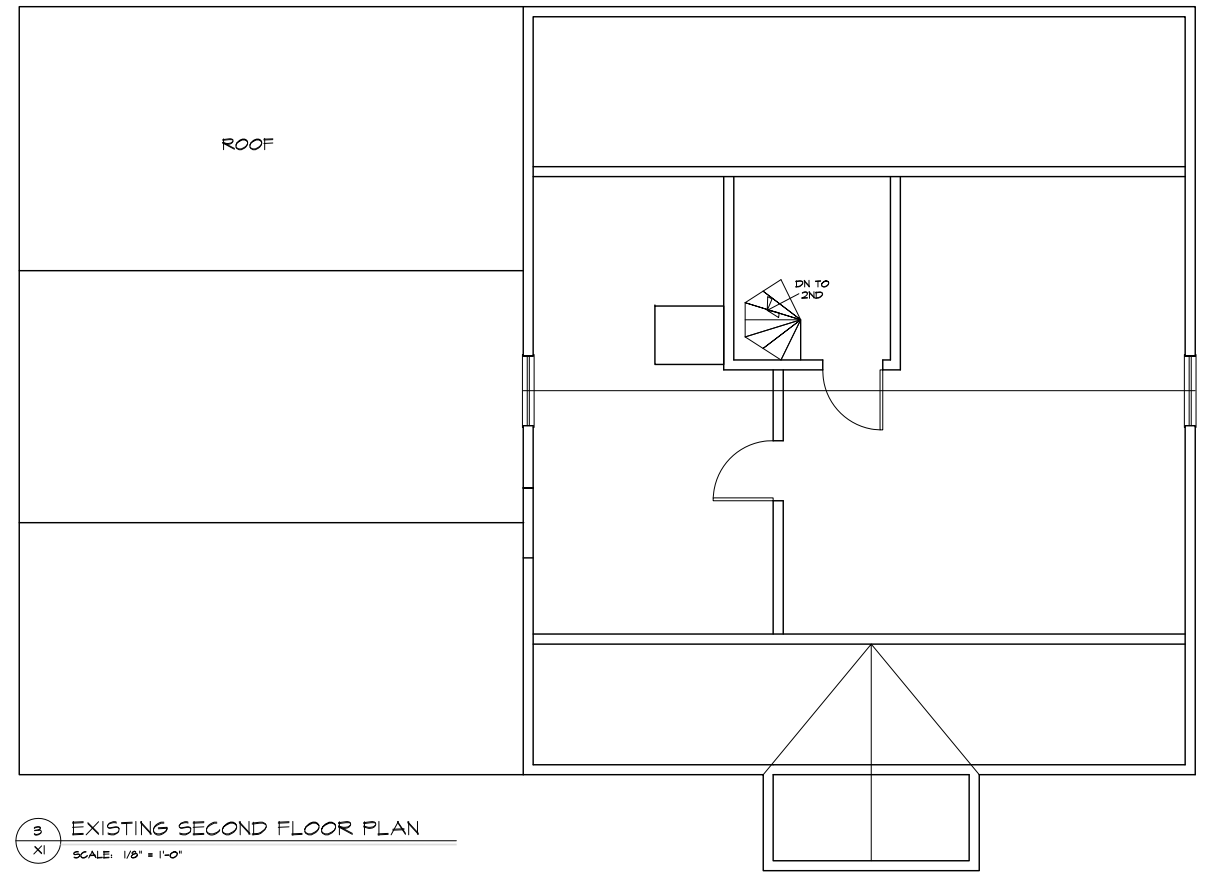
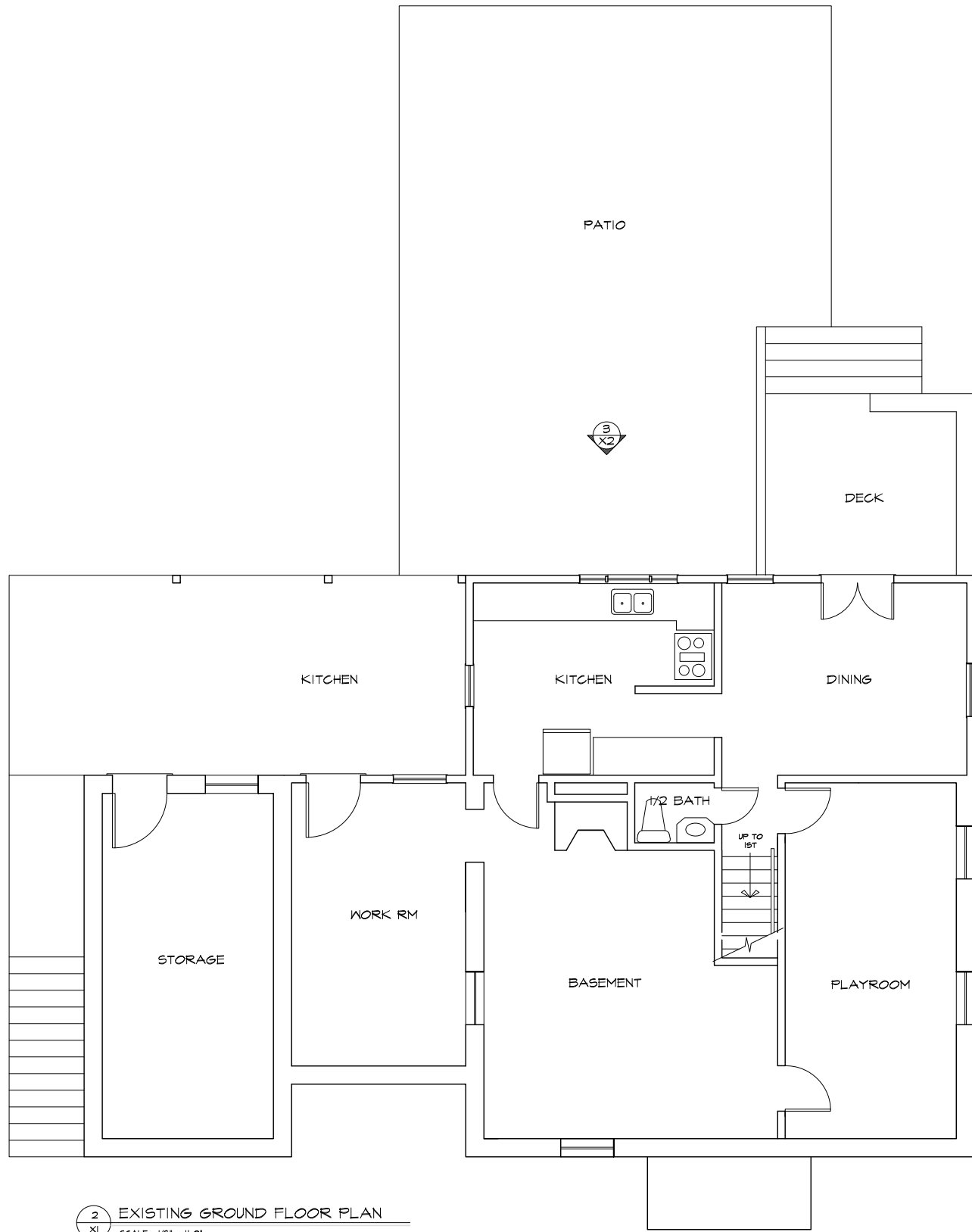
Building Area

Building Type RESIDENTIAL
Gross Building Area 2,815 sq ft
Effective Area 2,540 sq ft
Building Area 1,102 sq ft

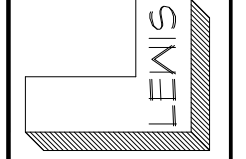
Condominium

Detached Structures

Apartments



MARK S. LEWIS
 DESIGN SERVICES
 42 AUBURNDALE AVE.
 WEST NEWTON, MA 02465
 PHONE: (617)424-3974
 EMAIL: MLEW091@verizon.net



PROJECT:
 Renovations to
 29 Laseil St - Auburndale, Ma
 SCALE: 1/8" = 1'-0" DATE: 29 MAR 21
 HISTORIC DISTRICT COMM APPROVAL

DRAWING NO.
 XI

DRAWING TITLE:
 EXISTING PLANS



2 PROPOSED SIDE WEST ELEVATION
A3 SCALE: 1/4" = 1'-0"



3 EXISTING REAR NORTH ELEVATION
E2 SCALE: 1/4" = 1'-0"



1 EXISTING FRONT SOUTH ELEVATION
E2 SCALE: 1/4" = 1'-0"



2 EXISTING SIDE EAST ELEVATION
E2 SCALE: 1/4" = 1'-0"

DRAWING NO.

X2

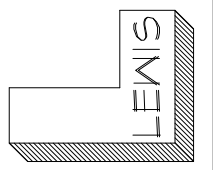
PROJECT: Renovations to
29 Lasell St - Auburndale, Ma

DRAWING TITLE:
EXISTING PLANS

SCALE: 1/8" = 1'-0" DATE: 29 MAR 21

HISTORIC DISTRICT COMM APPROVAL

MARK S. LEWIS
DESIGN SERVICES
42 AUBURNDALE AVE.
WEST NEWTON, MA 02465
PHONE: (617)429-3974
EMAIL: MLeis091@verizon.net





EXISTING FRONT SOUTH ELEVATION (ADDITION AREA)



EXISTING FRONT SOUTH ELEVATION



EXISTING FRONT ENTRY AREA



EXISTING FRONT SIDE EAST ELEVATION



EXISTING REAR NORTH ELEVATION

PROJECT:

Renovations to
29 Lasell St - Auburndale, Ma

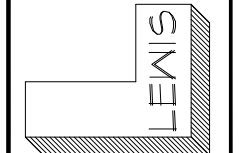
SCALE: 1/8"=1'-0" DATE: 29 MAR 21

DRAWING TITLE: EXISTING HOUSE
PHOTOGRAPHS

DRAWING NO.

X3

MARK S. LEWIS
DESIGN SERVICES
42 AUBURNDALE AVE.
WEST NEWTON, MA 02465
PHONE: (617)424-3974
EMAIL: MLEWIS09@verizon.net





LOOKING WEST FROM 29 LASELL ST



LOOKING NORTH FROM WILLIAMS SCHOOL PLAYGROUND



LOOKING EAST FROM 29 LASELL ST



35 LASEL ST

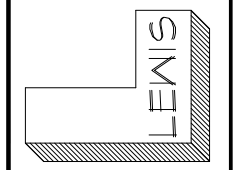


LOOKING NORTHWEST DOWN LASELL ST



21 LASELL ST

MARK S. LEWIS
 DESIGN SERVICES
 42 AUBURNDALE AVE.
 WEST NEWTON, MA 02465
 PHONE: (617)424-3974
 EMAIL: MLEWIS09@verizon.net



PROJECT:
 Renovations to
 29 Lasell St - Auburndale, Ma
 SCALE: 1/8"=1'-0" DATE: 29 MAR 21
 HISTORIC DISTRICT COMM APPROVAL

DRAWING TITLE:
 EXISTING AREA
 PHOTOGRAPHS

DRAWING NO.
 X4



BACKYARD OF 29 LASELL ST LOOKING
NORTHWEST TOWARDS WOODLAND RD



BACKYARD OF 29 LASELL ST LOOKING
NORTH TOWARDS WOODLAND RD



BACKYARD OF 29 LASELL ST LOOKING
NORTHEAST TOWARDS WOODLAND RD



VIEW FROM 29 LASELL ST FROM
WOODLAND ROAD IN BETWEEN 71 & 77
WOODLAND ROAD

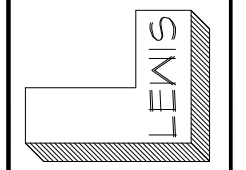


77 WOODLAND ROAD



71 & 77 WOODLAND ROAD

MARK S. LEWIS
DESIGN SERVICES
42 AUBURNDALE AVE.
WEST NEWTON, MA 02465
PHONE: (617) 424-3974
EMAIL: MLEW1091@verizon.net



PROJECT:

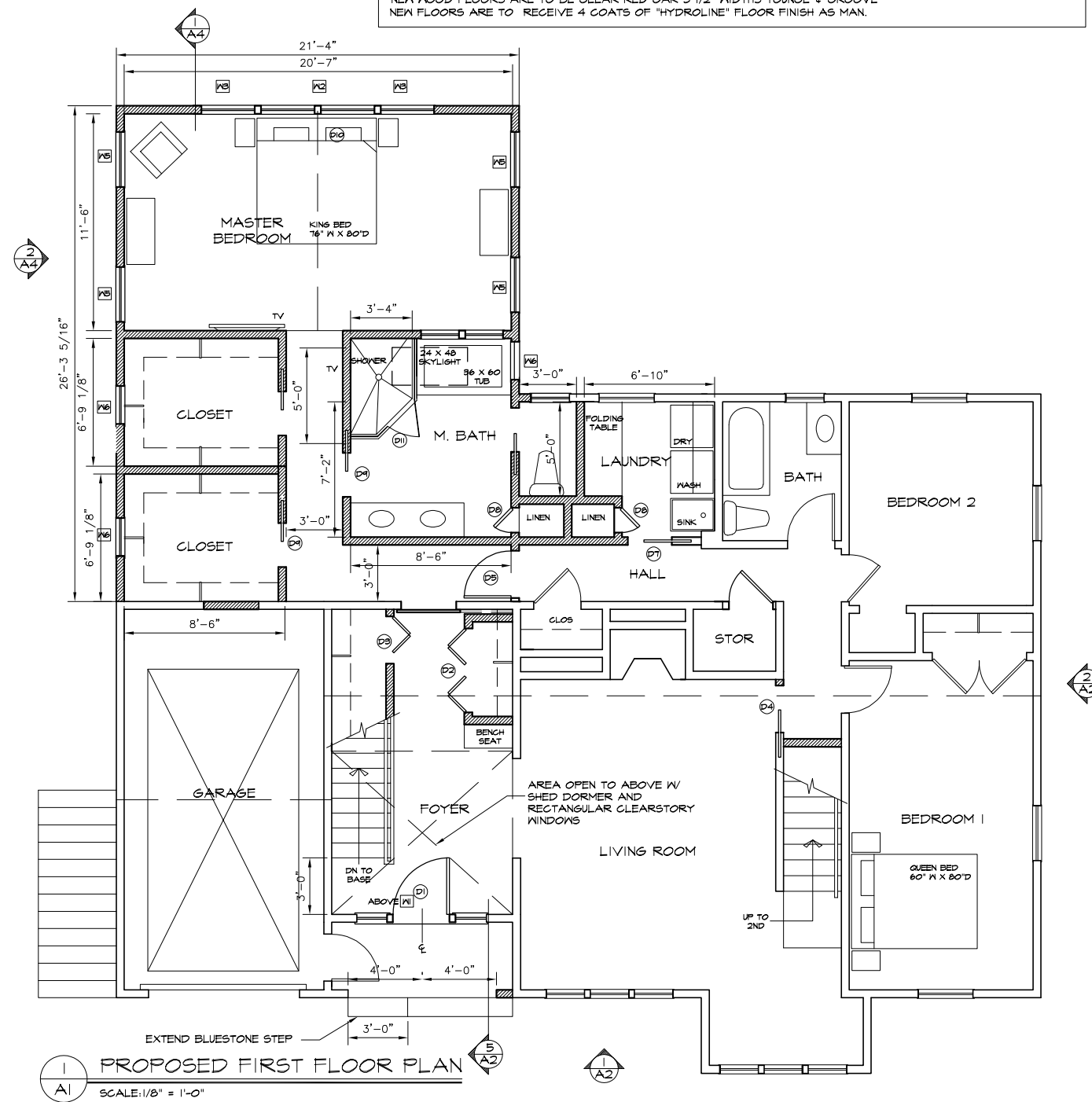
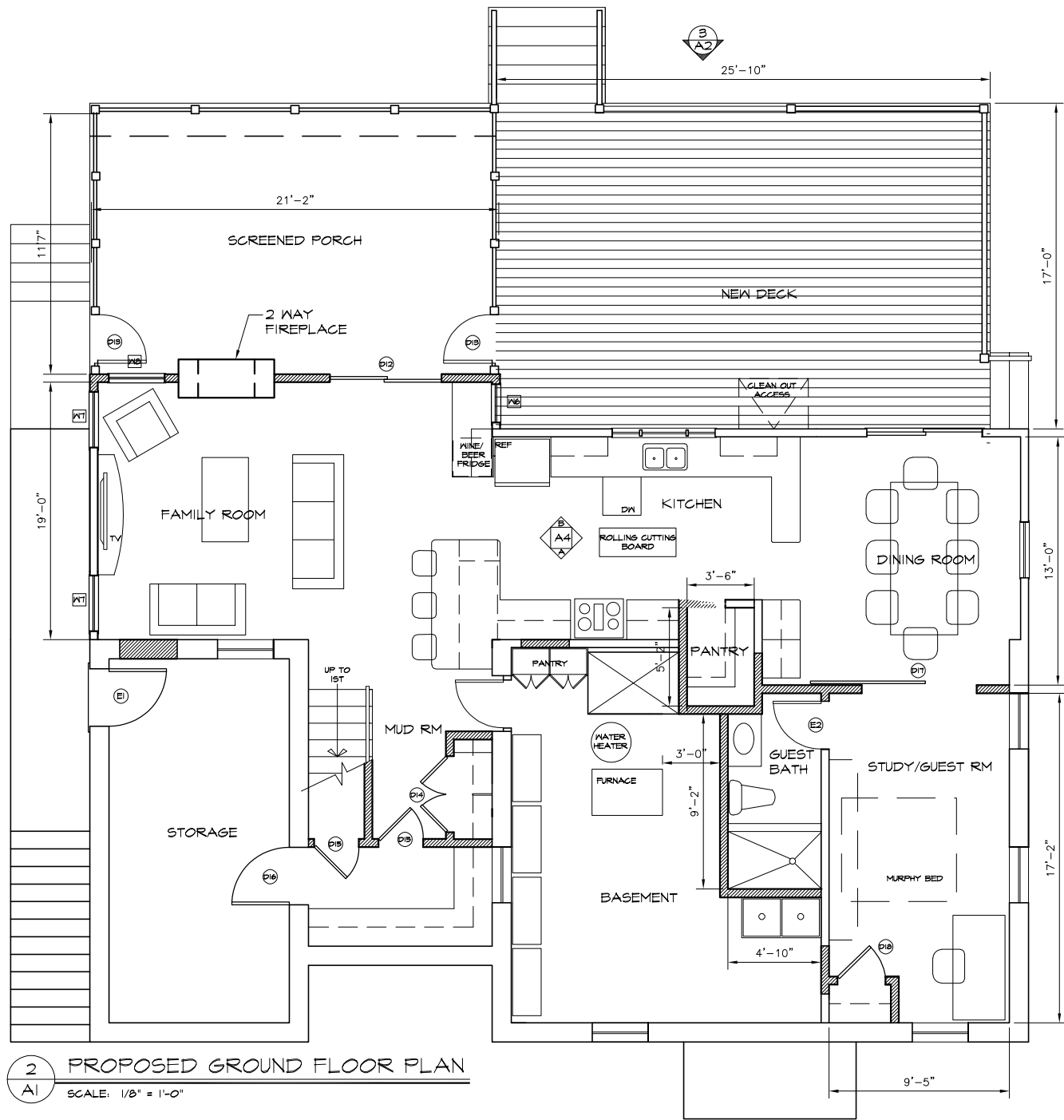
Renovations to
29 Lasell St - Auburndale, Ma

SCALE: 1/8"=1'-0" DATE: 29 MAR 21

DRAWING TITLE:
EXISTING AREA
PHOTOGRAPHS

DRAWING NO.

X5



LEGEND

- EXISTING DOOR TO BE REMOVED
- NEW DOOR - SEE SCHEDULE
- EXISTING DOOR TO BE RE-USED
- NEW WINDOW - SEE SCHEDULE
- EXISTING WALL TO REMAIN
- EXISTING WALL TO BE REMOVED
- NEW WALLS - INTERIOR: 2X4 WOOD STUDS @ 16" O.C. WITH 1/2" B.B. AND SKIM COAT OF PLASTER. EXTERIOR: 2X6 WOOD STUDS @ 16" O.C. WITH 1/2" EXT GRADE F6 SHEATHING, CEDAR SHINGLES TO MATCH EXISTING. INSULATE WALL WITH 5 1/2" R20 FOILFACED BATT INSULATION.
- ROOF: 9" FOILFACED R38 FIBERGLASS BATT INSULATION, VAPOR BARRIER LAID DOWN ON 1 X 3 CEILING STRAPPING, USE CONTINUOUS ALUMINUM EAVE VENT WITH FLASHING AND ICE DAM PREVENTER.
- FLOORS: INSULATE WITH 9" OF FOILFACED FIBERGLASS INSULATION W/ VAPOR BARRIER UP.
- NEW WOOD FLOORS ARE TO BE CLEAR RED OAK 3 1/2" WIDTHS TONGUE & GROOVE
- NEW FLOORS ARE TO RECEIVE 4 COATS OF "HYDROLINE" FLOOR FINISH AS MAN.

ITEM NO. INTERIOR ELEVATION MARKER SHEET NO.
ITEM NO. EXTERIOR ELEVATION MARKER SHEET NO.
ITEM NO. SECTION/DETAIL MARKER SHEET NO.

PROJECT: Renovations to 29 Laseil St - Auburndale, Ma

MARK S. LEWIS
DESIGN SERVICES
42 AUBURNDALE AVE.
WEST NEWTON, MA 02465
PHONE: (617)424-3974
EMAIL: MLeis091@verizon.net

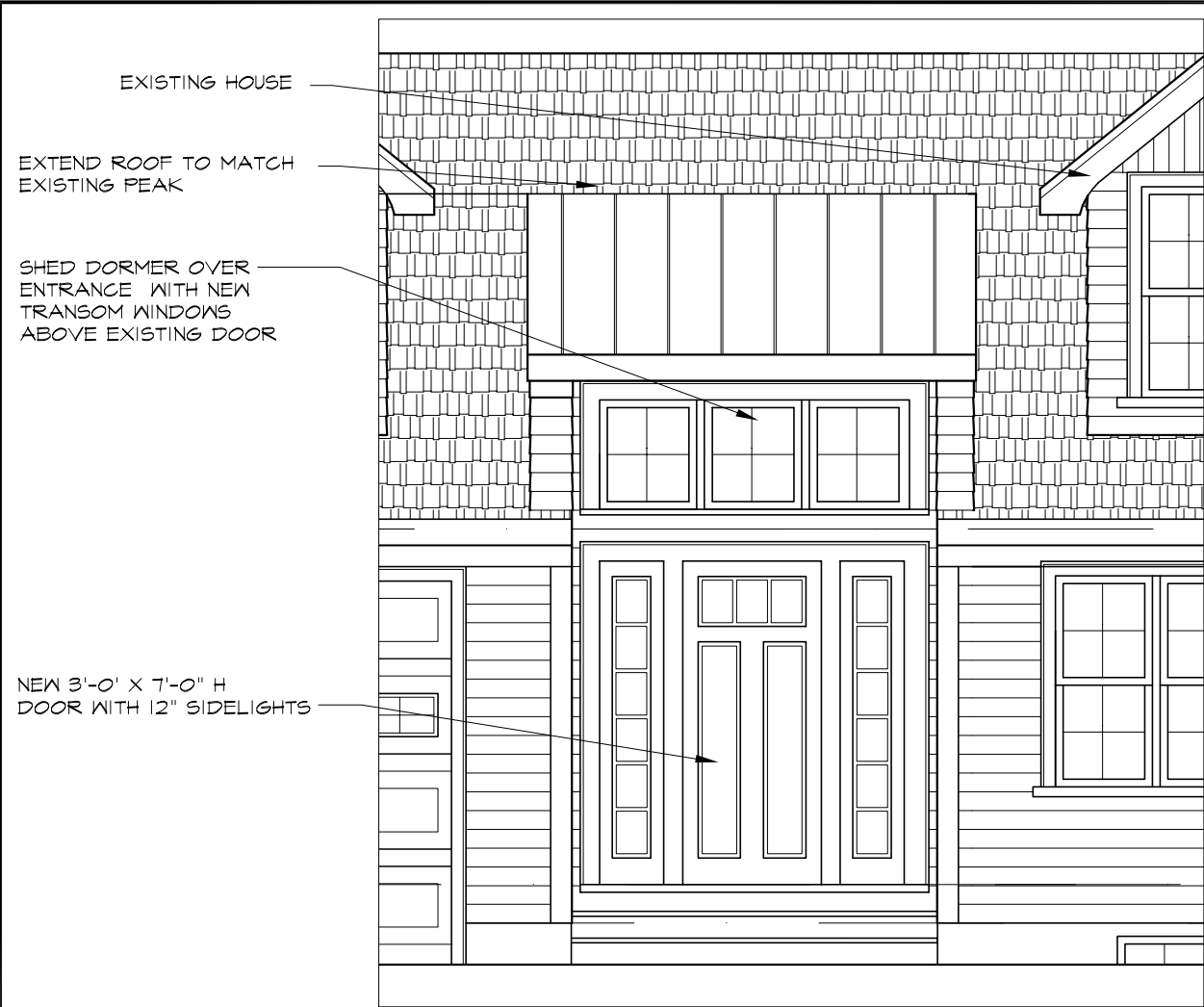
DRAWING TITLE: FIRST & SECOND FLOOR PROPOSED PLANS

SCALE: 1/8" = 1'-0" DATE: 25 OCT 21

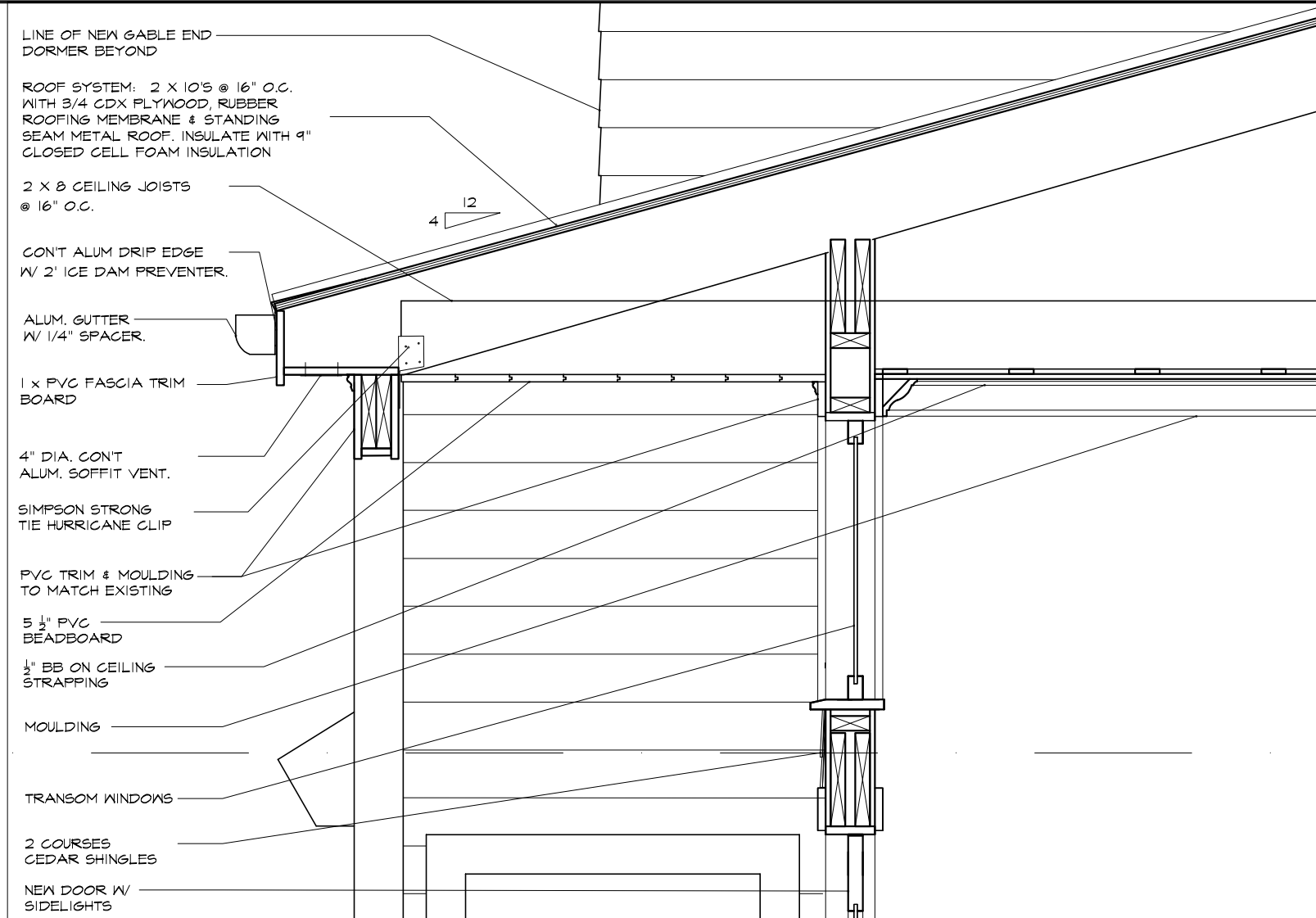
HISTORIC DISTRICT COMM APPROVAL

DRAWING NO. AI

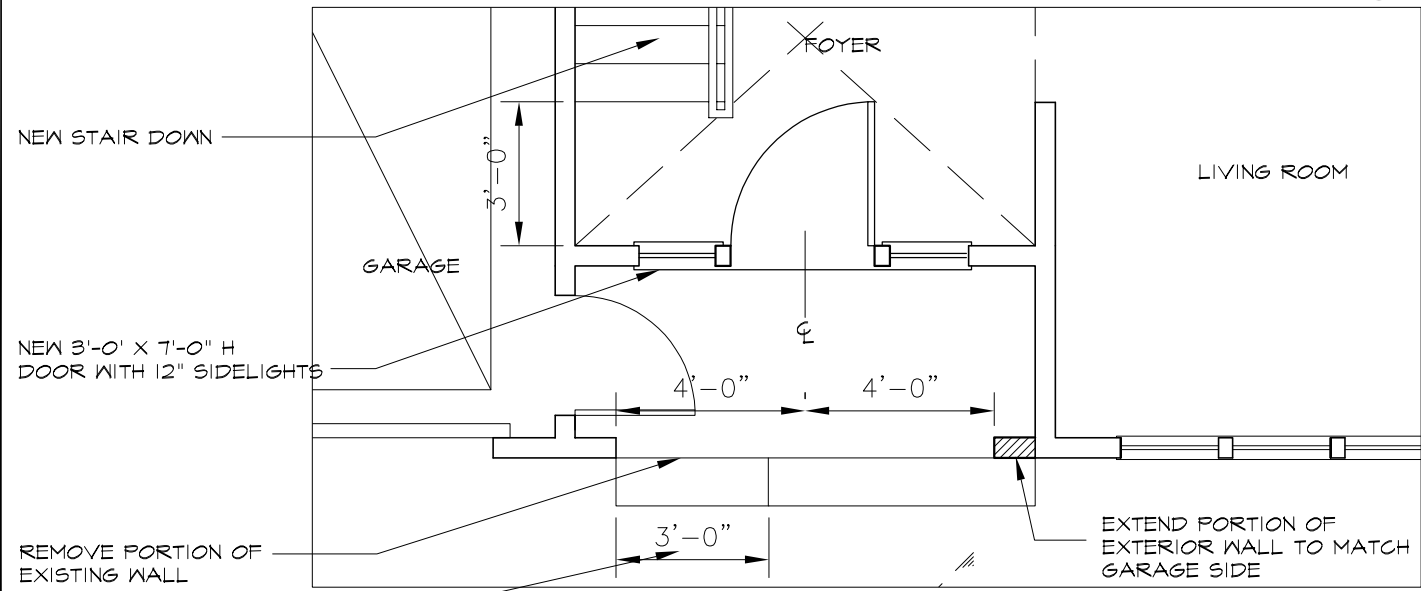
LEWIS



3 ENLARGED FRONT ENTRY ELEVATION
A2 SCALE: 1/4" = 1'-0"



4 ENLARGED FRONT ENTRY DETAIL
A2 SCALE: 3/4" = 1'-0"



2 ENLARGED FRONT ENTRY PLAN
A2 SCALE: 1/4" = 1'-0"



1 PROPOSED FRONT SOUTH ELEVATION
A2 SCALE: 1/8" = 1'-0"

DRAWING NO. **A2**

PROJECT: **Renovations to 29 Lasell St - Auburndale, Ma**

DRAWING TITLE: **PROPOSED FRONT ELEVATION & DETAILS**

SCALE: 1/8" = 1'-0" DATE: 25 OCT 21

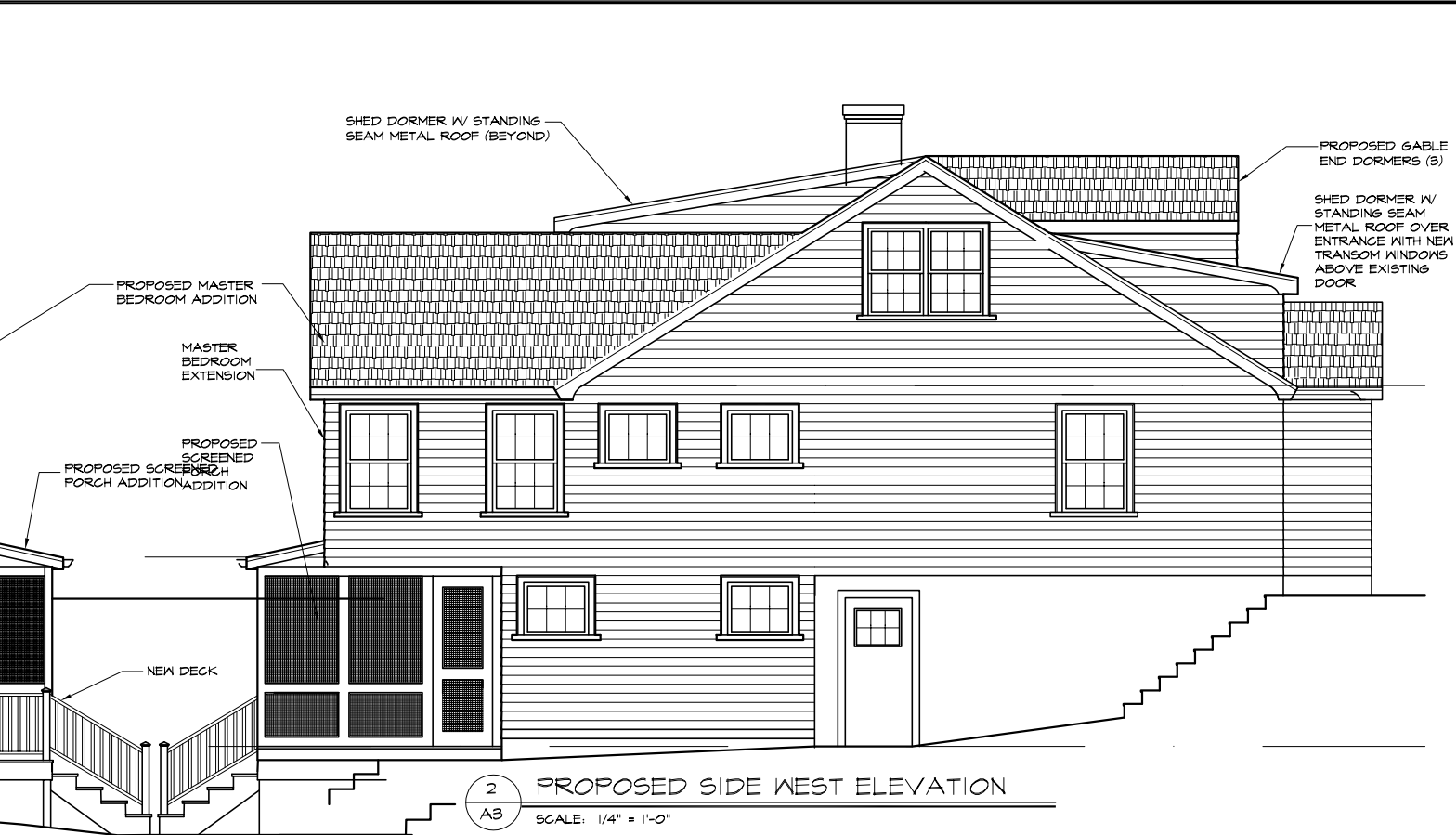
HISTORIC DISTRICT COMM APPROVAL

MARK S. LEWIS
DESIGN SERVICES
42 AUBURNDALE AVE.
WEST NEWTON, MA 02465
PHONE: (617)424-3974
EMAIL: MLEW091@verizon.net

LEWIS



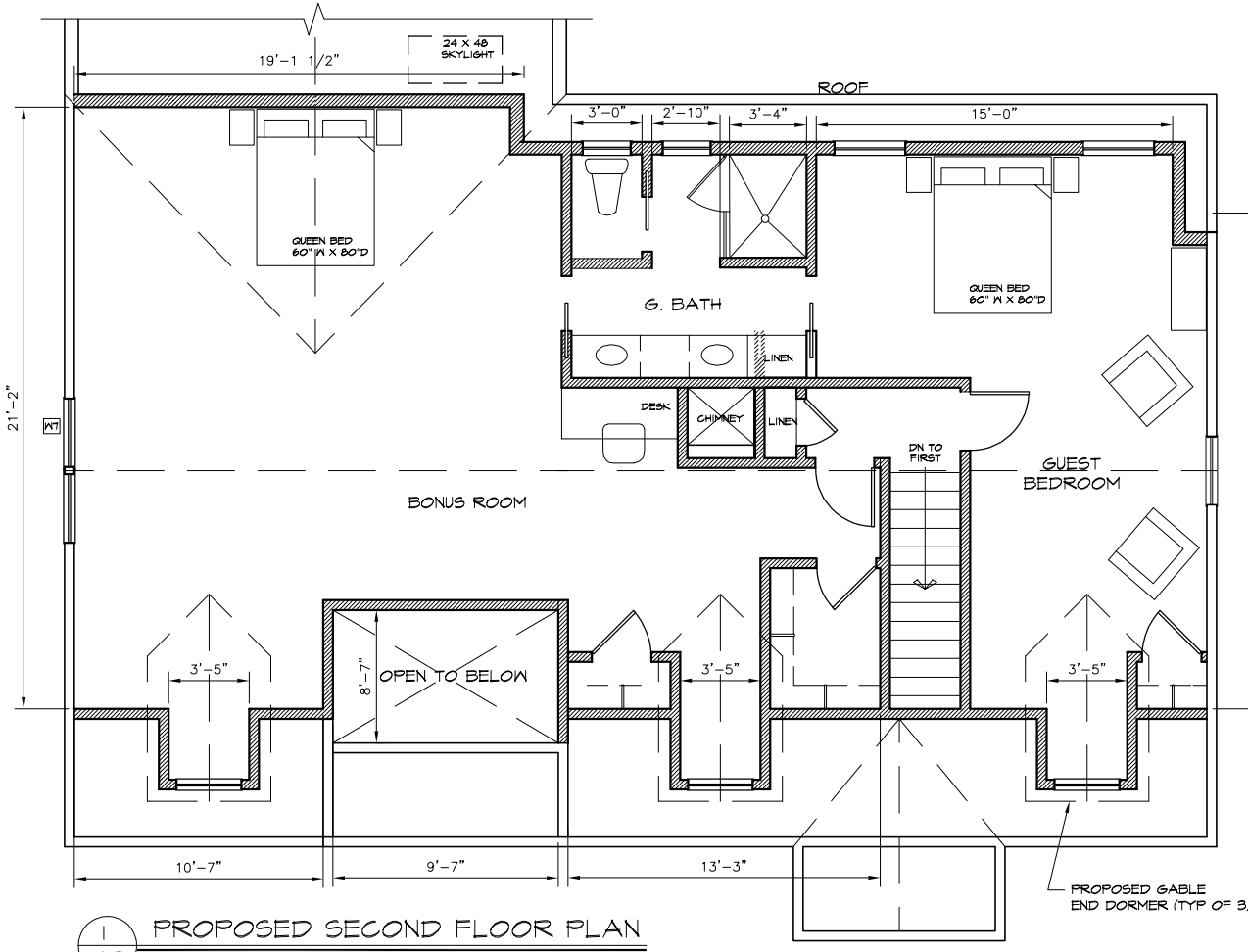
2 PROPOSED SIDE EAST ELEVATION
 A3 SCALE: 1/8" = 1'-0"



2 PROPOSED SIDE WEST ELEVATION
 A3 SCALE: 1/4" = 1'-0"



3 PROPOSED REAR NORTH ELEVATION
 A3 SCALE: 1/8" = 1'-0"



1 PROPOSED SECOND FLOOR PLAN
 A3 SCALE: 1/8" = 1'-0"

DRAWING NO. **A3**

PROJECT: **Renovations to 29 Lasell St - Auburndale, Ma**

DATE: 25 OCT 21

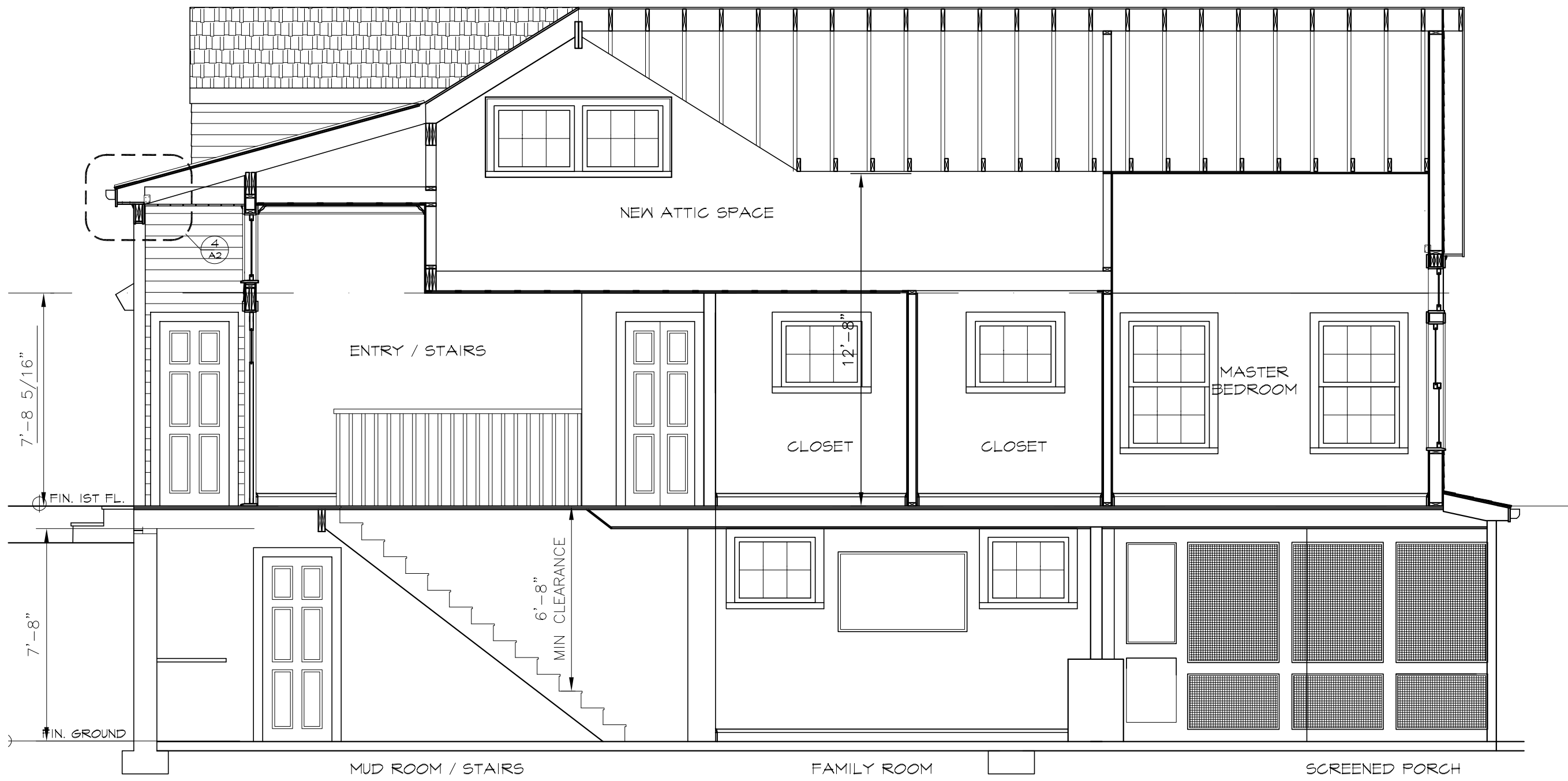
SCALE: 1/8" = 1'-0"

HISTORIC DISTRICT COMM APPROVAL

PROPOSED SECOND FLOOR PLAN & ELEVATIONS

MARK S. LEWIS
 DESIGN SERVICES
 42 AUBURNDALE AVE.
 WEST NEWTON, MA 02465
 PHONE: (617)424-3974
 EMAIL: MLeis091@verizon.net

LEWIS



1
A4
PROPOSED SECTION/ELEVATION
SCALE: 1/4" = 1'-0"

DRAWING NO.


A4

PROJECT: Renovations to
29 Lasell St - Auburndale, Ma

SCALE: 1/8" = 1'-0" DATE: 25 OCT 21
DRAWING TITLE: PROPOSED SECTION
HISTORIC DISTRICT COMM APPROVAL

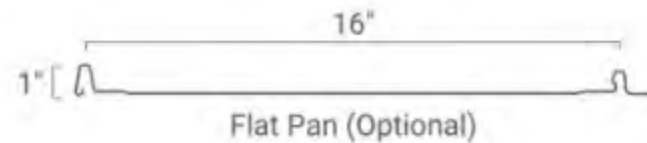

MARK S. LEWIS
DESIGN SERVICES
42 AUBURNDALE AVE.
WEST NEWTON, MA 02465
PHONE: (617)424-3974
EMAIL: MLeis091@verizon.net





Design & Size

We provide Image II custom cut to the inch per specifications. Any length is available from 2' up to 45'. Image II's design features 1" high snap-lock style ribs, spaced 16" on center. 12" wide panels are available at some locations. Thickness options include 26 and 24 gauge.



*Minor Ribs Available at Some Locations - Verify



SIZE

16", 12" Width (Coverage)
Cut to Inch From 2'-45'




GAUGE'S WEIGHT

26 Gauge - 0.92 Lb / Sq Ft
24 Gauge - 1.19 Lb / Sq Ft

Colors



Painted Image  finishes are Energy Star rated, reflecting 25-67% of the sun's rays.
Available colors vary by branch and gauge. Color accuracy is limited by scanning and viewing conditions.
Actual samples available on request.



White Sidelights Contrast Black Farmhouse Front Door

[Pella Entry Door](#)

[Fiberglass Entry Door With Glass](#)

[Fiberglass Front Entry Door](#)

[Black Front Entry Door](#)

[Farmhouse Front Entry Door](#)

[Fiberglass Entry Door With Sidelights](#)

[Fiberglass Front Entry Door Finishes & Colors](#)

A striking black door boosts the welcome factor of this modern-farmhouse entryway. Contrasting its black finish with white sidelights creates stylish symmetry and an intriguing focal point beneath the arch.

[See More Black Front Doors >](#)

[See More Farmhouse Front Entry Doors >](#)







Get Started




Where to Buy



Order Samples



Cost Calculator




[Home](#) > [Products](#) > [Railing](#) > Classic Composite Series

Classic Composite Series

The Classic Composite Series is a simple system with endless design options to complement your home. Choose from five top rails and multiple infill options for a customized look to suit your style. You can't go wrong with this long-lasting, beautiful railing.

Top Rail Shape



Top Rail Shape Selected: Drink Rail



Get Started



Where to Buy



Order Samples



Cost Calculator



[Home](#) > [Products](#) > [Decking](#) > [TimberTech PRO](#) > Reserve Collection

Reserve Collection

Make a bold style statement and add character to your outdoor living space with the vivid and elegant blend of colors of the PRO Reserve Collection. Inspired by reclaimed wood, the heavy wire-brushed, low-gloss finish showcases the classic cathedral wood grain pattern on these resilient boards.

Reserve Storm Gray decking may have limited availability in your market. Please verify with your local dealer before ordering. Use our [Where To Buy tool](#) to find your local dealer.

Color

COLORS


FRAME COLORS

Create a signature look with solid-color and dual-color frames. Dual-color frames allow you to choose a different color for the exterior with a White interior.

SOLID-COLOR:



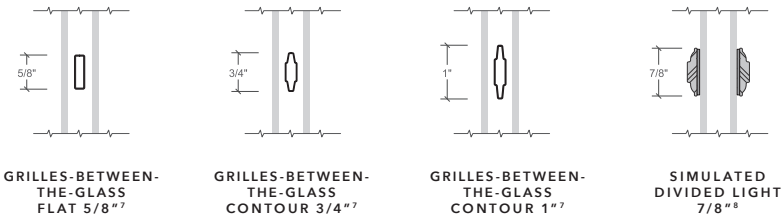
DUAL-COLOR FRAMES:



GRILLES

GRILLES

Grilles are color-matched to your window or patio door interior and exterior frame color.



¹ Based on the force required to bend a window frame profile.

² Some Pella products may not meet ENERGY STAR® guidelines in Canada. For more information, contact your local Pella sales representative or go to energystar.gc.ca.

³ Window energy efficiency calculated in a computer simulation using RESFEN 5.0 default parameters for a 2000 sq. foot existing single-story home when comparing a Pella 250 Series vinyl window with InsulShield Advanced Low-E triple pane glass with argon to a single paned wood or vinyl window. The range of energy efficiency will vary from 54% to 77% and will vary by location. Your actual savings will vary. The average window energy efficiency is based on a national average of 94 modeled cities across the country with an adjustment based on population. For more details see pella.com/methodology.

⁴ Exceeds AAMA 613 test requirements.

⁵ Actual mullion span and combination size availability depends on design pressure requirements. Consider combination size, weight, and jobsite handling during design.

⁶ Only available in the West region.

⁷ Appearance of exterior grille color may vary depending on the Low-E insulating glass selection.

⁸ Not available with triple-pane glass.

Pella® 250 Series VINYL



Exceptional vinyl performance and style

Double-Hung



- PELLA'S FADE-RESISTANT VINYL FORMULA**
 Pella 250 Series is made of high-grade vinyl that resists yellowing and never needs painting. The solid color throughout the vinyl keeps minor dings and scratches virtually invisible. Solid-color frames are available in White, Almond and Fossil.
- STRONGER FRAMES THAN ORDINARY VINYL**
 Pella's precision welding process creates more durable products that resist warping or twisting over time. Pella 250 Series window frames are 52% stronger than ordinary vinyl.¹
- EXCLUSIVE WEATHER PROTECTION SYSTEM**
 Protect your home with our exclusive weather repel system on single- and double-hung windows. It has three points of protection to channel water away from the home – including triple weatherstripping.
- ENERGY STAR® MOST EFFICIENT 2019 WINDOW²**
 Upgraded triple-pane glass windows are on average 62% more energy efficient than single-pane windows.³ Pella 250 Series offers products that have been awarded the ENERGY STAR Most Efficient Mark in 2019.²
- DURABLE EXTERIOR FINISHES**
 Dual-color frame options offer white interiors with a choice of nine DuraColor™ exterior finishes that exceed industry requirements for fade resistance.⁴
- STYLE AND INSTALLATION FLEXIBILITY**
 Whether your project calls for a modern or traditional look, Pella 250 Series windows provide style flexibility to meet your project's needs. Multiple frame sizes available.
- FREE-FORM MULLING CAPABILITIES**
 Create a large or unique combination for your project by mulling standard and custom-sized windows together. Combinations are factory-mulled and arrive ready for installation.⁵
- OPTIONAL PERFORMANCE ENHANCEMENTS**
 Increase energy performance and structural strength with optional performance enhancements such as foam insulation and steel reinforcement.
- ADDITIONAL FEATURES AND OPTIONS**
 We have the features and options that fit most any project. Choose from five frame types, dual- and triple-pane glazing, four grille options and a full lineup of window & patio door styles.
- LIMITED LIFETIME WARRANTY**
 Pella products are backed by some of the strongest warranties in the business. See written limited warranty for details, including exceptions and limitations, at installpella.com/warranties.
- TESTING BEYOND REQUIREMENTS**
 At Pella, our products are tested beyond requirements to help ensure they have long-lasting performance and reduce call-backs for you.

AVAILABLE IN THESE WINDOW & PATIO DOOR STYLES:



Special shapes also available.

PRODUCT SPECIFICATIONS

WINDOW & PATIO DOOR STYLES	MIN. WIDTH	MIN. HEIGHT	MAX. WIDTH	MAX. HEIGHT	PERFORMANCE CLASS & GRADE	PERFORMANCE VALUES			FRAME / INSTALL
						U-FACTOR	SHGC	STC	
AWNING DUAL-PANE VENT	16"	14-½"	59-½"	43-½"	LC35-LC50	0.26-0.30	0.17-0.43	30	Block Frame Integral Fin Fin with J-Channel Flush Flange* 5/8" Flange Frame
AWNING TRIPLE-PANE VENT	16"	14-½"	59-½"	43-½"	LC35-LC50	0.20-0.25	0.19-0.37	34	
CASEMENT DUAL-PANE VENT	14-½"	17-½"	35-½"	71-½"	LC35-LC50	0.26-0.30	0.17-0.43	30-33	
CASEMENT TRIPLE-PANE VENT	14-½"	17-½"	35-½"	71-½"	LC35-LC50	0.20-0.25	0.19-0.37	34	
SLIDING WINDOW DUAL-PANE VENT	21-½"	11-½"	96"	72" West Region 62" East Region	R25-R50	0.27-0.32	0.20-0.51	25	
SLIDING WINDOW TRIPLE-PANE VENT	21-½"	11-½"	96"	72" West Region 62" East Region	R25-R50	0.20-0.26	0.22-0.44	28	
DOUBLE-HUNG DUAL-PANE VENT	14-½"	23-½"	53-½"	78"	R20-R50	0.27-0.33	0.19-0.49	26	
DOUBLE-HUNG TRIPLE-PANE VENT	14-½"	23-½"	53-½"	78"	R20-R50	0.21-0.27	0.21-0.42	28	
SINGLE-HUNG DUAL-PANE VENT	14-½"	23-½"	53-½"	77-½"	R35-R50	0.27-0.33	0.20-0.51	25	
SINGLE-HUNG TRIPLE-PANE VENT	14-½"	23-½"	53-½"	77-½"	R35-R50	0.21-0.26	0.22-0.44	28	
FIXED FRAME RECTANGLE DUAL-PANE	11-½"	11-½"	108" 40 sq. ft. max.	108" 40 sq. ft. max.	CW30-CW50	0.26-0.31	0.21-0.58	26	
FIXED FRAME RECTANGLE TRIPLE-PANE	11-½"	11-½"	108" 40 sq. ft. max.	108" 40 sq. ft. max.	CW30-CW50	0.19-0.24	0.24-0.47	27	
SLIDING PATIO DOOR DUAL-PANE, OX or XO	46-½"	70-½"	95-½"	95-½"	R25-R50	0.27-0.40	0.19-0.49	26	
SLIDING PATIO DOOR TRIPLE-PANE, OX or XO	46-½"	70-½"	95-½"	95-½"	R25-R50	0.22-0.30	0.21-0.42	27	

WINDOW SIZES AVAILABLE IN 1/8" INCREMENTS

Special sizes available. For more information regarding performance, visit installpella.com/performance. Visit PellaADM.com for specific sizes and glazings tested and for more information regarding frame and installation types.

* See back cover for disclosures.

WINDOW HARDWARE

CASEMENT & AWNING

Folds neatly out of the way so it won't interfere with roomside window treatments. Finishes match interior frame colors.



FOLD-AWAY CRANK

COLOR-MATCHED FINISHES:



SLIDING, SINGLE- & DOUBLE-HUNG

Pella's cam-action locks pull the sashes against the weatherstripping for a tighter seal. Optional AutoLock hardware automatically locks the window when it is shut, simply close the sash and confirm it latches.



CAM-ACTION LOCK



AUTOLOCK

COLOR-MATCHED FINISHES:



INTEGRATED SASH LIFT

Make raising and lowering single- and double-hung window sashes easy with a standard, integrated sash lift.



WINDOW INTEGRATED SASH LIFT

COLOR-MATCHED FINISHES:



WINDOW LIMITED OPENING DEVICES

A vent stop can be engaged or disengaged manually and restricts how far the bottom sash of a single- or double-hung window can open. A window opening control device (WOCD) complies with a safety standard and allows for ventilation, emergency escape and rescue when released. A WOCD automatically limits the sash opening to less than four inches, unless it is intentionally disengaged, enabling the sash to fully open.



VENT STOP



OPENING CONTROL DEVICE

COLOR-MATCHED FINISHES:



PATIO DOOR HARDWARE

SLIDING PATIO DOOR

Match the door's exterior color with a color-matched, corrosion-resistant handle, or upgrade the interior finish to add a touch of style.




SLIDING PATIO DOOR HANDLE
Standard Multipoint Locking System

COLOR-MATCHED FINISHES:



ADDITIONAL FINISHES:





Ruthanne Fuller
Mayor

City of Newton, Massachusetts
Department of Planning and Development
1000 Commonwealth Avenue Newton, Massachusetts 02459

Telephone
(617) 796-1120
Telefax
(617) 796-1086
www.newtonma.gov

Barney S. Heath
Director

**APPLICATION FOR LOCAL HISTORIC DISTRICT CERTIFICATE OF
APPROPRIATENESS, NON-APPLICABILITY, OR HARDSHIP**

DATE RECEIVED: _____

PROJECT #: _____

PROJECT ADDRESS: _____

PROJECT INFORMATION

IS THE PROPERTY AND/OR STRUCTURE DESIGNATED (check all that apply):

- LOCAL HISTORIC DISTRICT LOCAL LANDMARK NATIONAL REGISTER SITE

(Depending on how a property is designated, different Newton City Ordinances may apply.)

NAME OF LOCAL HISTORIC DISTRICT: _____

TYPE OF STRUCTURE(S) AFFECTED (Check all that apply):

- HOUSE FENCE GARAGE NON-RESIDENTIAL BUILDING SHED
 SIGN WALL OTHER

IF OTHER, PLEASE DESCRIBE: _____

WHAT YEAR WAS THE STRUCTURE BUILT (IF KNOWN): _____

TYPE OF PROPOSED WORK (Check all that apply):

- ADDITION ALTERATION DEMOLITION NEW CONSTRUCTION REPAIR
 REPLACEMENT OTHER

IF OTHER, PLEASE DESCRIBE: _____

DESCRIBE SCOPE OF WORK:

BRIEFLY DESCRIBE THE HISTORY OF THE PROPERTY (IF KNOWN):

THIS APPLICATION FORM MUST BE ACCOMPANIED BY A GENERAL PERMIT APPLICATION FORM AND BY THE REQUIRED SUBMISSION MATERIALS IDENTIFIED ON THE LOCAL HISTORIC DISTRICT APPLICATION REQUIREMENTS SHEET. INCOMPLETE OR INACCURATE APPLICATIONS WILL NOT BE ACCEPTED.

THE COVER PAGE AND THE INSTRUCTIONS ON THE BACK OF THE APPLICATION FORMS HAVE ADDITIONAL INFORMATION ABOUT THE APPLICATION INTAKE AND REVIEW PROCESS, AND THE HARD COPY REQUIREMENTS.



Ruthanne Fuller
Mayor

City of Newton, Massachusetts
Department of Planning and Development
1000 Commonwealth Avenue Newton, Massachusetts 02459

Telephone
(617) 796-1120
Telefax
(617) 796-1086
www.newtonma.gov

Barney Heath
Director

GENERAL PERMIT APPLICATION

PROJECT #: _____ ZONING DISTRICT: _____ DATE RECEIVED: _____

PROJECT DESCRIPTION:

PROPERTY LOCATION INFORMATION

STREET ADDRESS: _____ CITY/ZIP: _____

LEGAL DESCRIPTION (SECTION, BLOCK, LOT): _____

PROPERTY OWNER INFORMATION

NAME: _____ PHONE: _____ ALT. PHONE: _____

MAILING ADDRESS: _____ E-MAIL ADDRESS: _____

PROPERTY OWNER CONSENT

I am (we are) the owner(s) of the property subject to this application and I (we) consent as follows:

- 1. This application for a land use permit or administrative approval for development on my (our) property is made with my permission.
- 2. I (we) grant permission for officials and employees of the City of Newton to access my property for the purposes of this application.

X _____ (Property Owner Signature) _____ (Date)

X _____ (Property Owner Signature) _____ (Date)

NOTICE: The City of Newton staff may need access to the subject property during regular business hours and will attempt to contact the applicant/agent prior to any visit. Further, members of a regulatory authority of the city may visit the property as well.

APPLICANT / AGENT INFORMATION

NAME: _____ PHONE: _____ ALT. PHONE: _____

MAILING ADDRESS: _____ E-MAIL ADDRESS: _____

X _____ (Applicant/Agent Signature) _____ (Date)

NOTICE: The applicant/agent is the primary contact and may be any individual representing the establishment or property owner. The applicant/agent must also be legally authorized to make decisions on behalf of the Property Owner(s) in regards to the application.

OFFICE USE ONLY BELOW THIS LINE

CHECK APPROPRIATE PERMIT OR REVIEW PROCESS (CHECK ALL BEING SUBMITTED)

<input type="checkbox"/>	Zoning Review Application	<input type="checkbox"/>	Comprehensive Permit
<input type="checkbox"/>	Administrative Site Plan Review	<input type="checkbox"/>	Variance Application
<input type="checkbox"/>	Sign Permit	<input type="checkbox"/>	Historic Preservation Review
<input type="checkbox"/>	Special Permit/Site Plan Approval	<input type="checkbox"/>	Conservation Commission Review
<input type="checkbox"/>	Fence Appeal	<input type="checkbox"/>	Other, describe _____

Comments: _____

PERMIT INTAKE INITIALS
AND DATE STAMP

NOTE: This form MUST accompany all other Department of Planning and Development applications.

To Be Completed By Applicant



City of Newton, Massachusetts
 Department of Planning and Development
 1000 Commonwealth Avenue Newton, Massachusetts 02459

Telephone
 (617) 796-1120
 Telefax
 (617) 796-1142
 TDD/TTY
 (617) 796-1089
 www.newtonma.gov

Ruthanne Fuller
 Mayor

Barney S. Heath
 Director

RECORD OF ACTION:

DATE: January 13, 2021

SUBJECT: 21 Lasell Street - Certificate of Appropriateness

At a scheduled meeting and public hearing on January 12, 2021 the Auburndale Historic District Commission, by roll call vote of 5-0,

RESOLVED to grant a Certificate of Appropriateness for the project as submitted at 21 Lasell Street to to build a rear addition, rebuild the rear deck, add new windows, and build retaining walls.

Voting in the Affirmative:

Italo Visco, Chair

Melinda Broderick, Member

Dante Capasso, Member

Paul Dudek, Member

David Kayserman, Member

B. Kurze

Barbara Kurze, Commission Staff

DATE TRACKING

Date Notice Sent: 12-28-20

Date of Hearing: 1-12-21

Date of Decision: 1-12-21

ACTION TAKEN

Accepted: X

Denied:

Reason for action: Appropriate.

TYPE OF CERTIFICATION ISSUED

Appropriateness

Non-Applicability

Hardship

B. Kurze

 Chairman or Secretary

1-12-2021

 Date

Please check with Inspectional Services Department to see if a building permit will be required and note that final project work requires Historic Preservation staff or Historic District Commission approval (see attached *Historic District Final Project Approval Process.*)

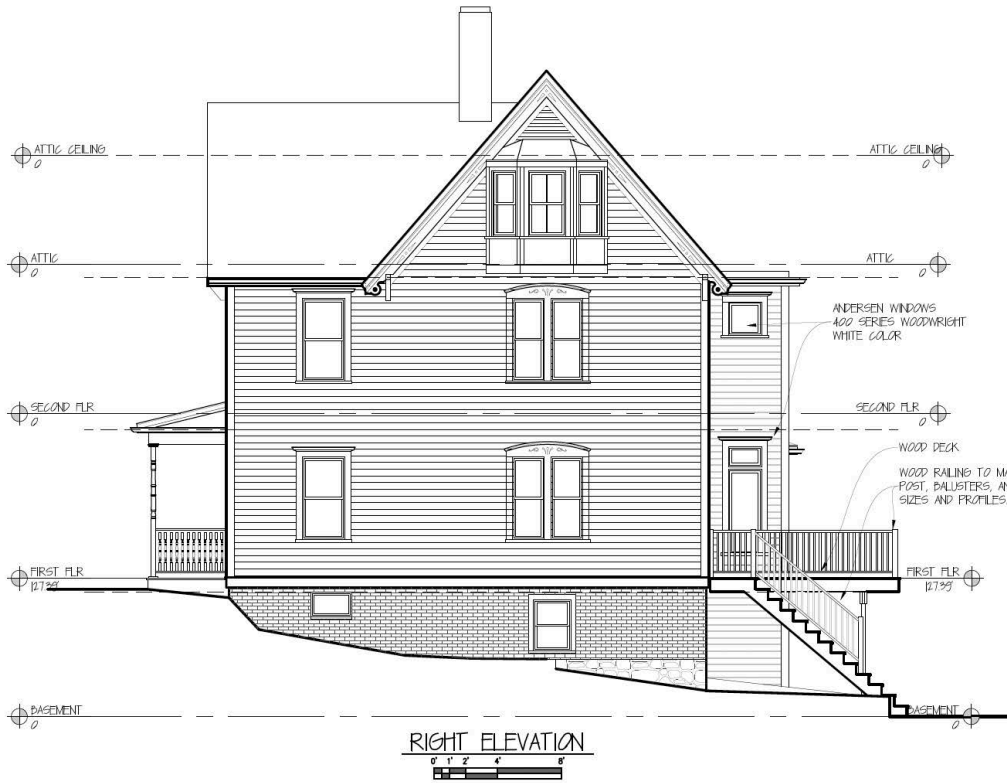
Approved



Proposed



Approved



Proposed



Approved



Proposed



Approved



Proposed



21 Lasell St - Materials

Amendments to windows, doors and exterior trim

- Upgrading all windows - double hung, casement, awning and fixed windows - to Andersen A Series.
- Adding two small (18" x 18") Andersen A Series art glass windows (clear diamond pattern) in 3rd floor bathroom and art glass to top 1/4 of windows along left side of house in kitchen above sink
- Adding Andersen 400 Series Woodwright arched windows in 4th floor (attic)

Proposed Doors.

- Two sets of matching Andersen A Series french patio doors on second floor. One of these two sets will be a replacement patio door. Removing design of transoms about patio doors, but maintaining height (96").
- Two sets of Therma Tru exterior doors (french patio and double entry door) on first floor under back deck.

Exterior trim

- Matching original look of the home in a mix of Andersen Fibrex material (for windows with a cornice) and wood (for windows with an arched decorative trim).
- Matching Andersen exterior trim 4 1/2" flat trim with 2" extended sill nose plus 4 1/2" cornice.
- Matching custom made wood decorative trim.



Unparalleled Performance

Our Best-Performing, Most Energy-Efficient Products.

The beauty of A-Series products goes beyond their looks and authentic architectural style. They're also the best-performing, most energy-efficient windows and doors we've ever offered. At Andersen, we believe our job is to do more than just make windows and doors. It's also to make you look good to your customers today and for years to come.

ENERGY-SAVING GLASS AND DESIGN

Andersen makes windows and doors with options that make them ENERGY STAR® v. 6.0 certified throughout the United States.

Visit andersenwindows.com/energystar for more information and to verify that the product with glass option is ENERGY STAR certified in your area.



RIGOROUSLY TESTED

A-Series products have withstood testing that has taken them from temperatures as cold as Alaskan winters to the heat of Death Valley summers. They've stood up to hurricane-force winds and prolonged exposure to sea air.*

A-Series products feature the following ratings:

(Ratings vary by product performance and unit size. See the performance section for specific unit performance. For up-to-date performance values, visit andersenwindows.com.)

Windows PG50 (DP50)
Gliding Patio Doors PG50 (DP50)**
Hinged Patio Doors PG45 (DP45)

PG50[†]
PERFORMANCE

FWHID33100HP +50/-50
(AAMA/WDMA/CSA 101/I.S.2/A440-08 & -11)

BUILT STRONG

We use solid wood in interior door panels and window sash and frames, plus fiberglass on outer door frames and window sash exteriors, to provide an unmatched combination of strength, insulation, versatility and beauty. Additionally, our Fibrex® composite material used in window frames and trim components delivers twice the strength and rigidity of vinyl.



VIRTUALLY MAINTENANCE-FREE EXTERIORS

Exteriors of A-Series windows and doors never need painting. They won't flake, rot, blister, peel, pit or corrode.†† Plus they're **warranted against corrosion for the life of the products,‡ with no washing or waxing required.††**



WATER MANAGEMENT THAT WORKS

These features work together to direct water away from buildings:

- Hermetically sealed corner keys keep frames tight
- Sloped sill on double-hung windows
- Sill on patio doors channels water away from the home
- Innovative trim attachment flange secures trim independent of the window or door's water management system

WINDOWS AND DOORS WITH
StormWATCH[™]
PROTECTION

Andersen A-Series products are available with impact-resistant glass and structural upgrades to meet the tough building codes of coastal areas. Visit andersenwindows.com/coastal or refer to the *Andersen® Coastal Product Guide* for more information. See your local building code official for specific requirements.

PG70^{‡‡}
PERFORMANCE

FWHID33100HP Impact DPUP +65/-70
(AAMA/WDMA/CSA 101/I.S.2/A440-08 & -11)

OWNER2OWNER[®] LIMITED WARRANTY

Our renowned Owner-2-Owner® limited warranty is fully transferrable and not prorated, making it one of the best coverage plans available — which means it can add resale value for your customers. It's also supported by the industry's largest service network.††

SEALS OUT THE WEATHER

Weather-resistant seals stand up to eight inches of rain per hour and hurricane-force winds.* Double-hung windows feature a dual-bulb seal, and casement windows use refrigerator-type gaskets to help keep air and water out.

FIBERGLASS JOINING SYSTEM

Reinforced joining options using innovative 4 9/16" fiberglass joining plates, provide enhanced performance, design flexibility and the ultimate in job site conveniences. See page 24 to learn more.

* Tested to AAMA/WDMA/CSA 101/I.S.2/A440-08 & -11 PG50.

** Three- and four-panel gliding doors 8' height units PG40.

† FWHID33100HP +50/-50 (AAMA/WDMA/CSA 101/I.S.2/A440-08 & -11). For more information, visit andersenwindows.com/a-series.

†† Visit andersenwindows.com/warranty for details.

‡ Hardware excluded.

‡‡ FWHID33100HP Impact DPUP +65/-70 (AAMA/WDMA/CSA 101/I.S.2/A440-08 & -11). For more information, visit andersenwindows.com/coastal.

"ENERGY STAR" is a registered trademark of the U.S. Environmental Protection Agency.



CRAFTSMAN BUNGALOW

Shown with quintessential Andersen® A-Series window and door combinations.

An Authentic Innovation for Authentic Style.

For a home to be authentic to an architectural style, its windows and doors must be authentic to the style as well. Not only the type of windows and doors, but also their exterior trim, color palettes, grille patterns, hardware, wood species and interior finish.

That's why Andersen has created the Home Style Library. A first in the industry, the style library shows how easily you can use A-Series products and their innovative system of options to make architectural authenticity not only possible, but also easy to achieve.



Industrial Modern

THE HOME STYLE LIBRARY

Years of research have culminated in a powerful tool we call our Home Style Library that makes it easier than ever for you to create homes in a wide variety of architectural styles.

CREATING A COMMON LANGUAGE WITH HOMEOWNERS

Our Home Style Library gives you, your clients and your customers a shared vocabulary that makes it easy to discuss style preferences and architectural details.

THE ELEMENTS OF STYLE

Each home featured in our Home Style Library contains suggested combinations of Andersen® A-Series windows, doors, hardware, exterior trim and color palettes that are authentic to that home's architectural style.

The A-Series product combinations shown here were selected with the help of leading architects to create the Craftsman Bungalow home shown to the left.



A-SERIES STYLE RECOMMENDATIONS

EXTERIOR COLOR



Prairie Grass/Dark Bronze

INTERIOR STAIN



Espresso

HARDWARE



Window:
Traditional Folding Handle

Patio Door:
Albany

Finish:
Black

HOME STYLE LIBRARY PREVIEW

The Home Style Library includes classically recognized architectural styles. To view our complete Home Style Library, or to share it with your customers, visit andersenwindows.com/stylelibrary.



French Eclectic



American Farmhouse



Georgian/Federal



Cape Cod



Tudor



Queen Anne



Prairie



Exterior Options to Match Any Style.

A-Series products are available in a wide range of exterior colors and exterior trim choices. Even in harsh conditions, they're virtually maintenance-free, hold their original vibrant colors, never need painting and won't flake, rot, blister, peel, pit or corrode.*

Select any combination of colors shown here for your exterior frame, sash and trim.

EXTERIOR COLORS



* Visit andersenwindows.com/warranty for details.
Printing limitations prevent exact duplication of colors. See your Andersen supplier for actual color samples.

EXTERIOR TRIM THAT FITS WINDOWS, PATIO DOORS AND YOUR VISION

Exterior trim adds a finishing touch to your windows or doors and is often essential in achieving authentic architectural style.

- Trim is available to complement a wide range of architectural styles
- Trim is low maintenance and never needs painting
- Trim can be ordered as pre-assembled surrounds, in precut kits or as individual components
- Innovative trim attachment flange on A-Series windows allows pre-assembled exterior trim surrounds to be installed in seconds
- Installed independent of the window or door's water management system



Flat with cornice head
Exterior trim color:
Canvas

Frame exterior color:
Sandtone

Sash exterior color:
Cocoa Bean

EXTERIOR TRIM STYLE OPTIONS



2" (51) Brick Mould
shown in Canvas



3 1/2" (89) or 4 1/2" (114) Flat
shown in Terratone



3 1/2" (89) or 4 1/2" (114) Flat with extended head
shown in Red Rock



3 1/2" (89) or 4 1/2" (114) Flat with decorative drip cap
shown in Forest Green



3 1/2" (89) or 4 1/2" (114) Flat with 2" (51) cornice head
shown in Prairie Grass



3 1/2" (89) or 4 1/2" (114) Flat with 3 5/8" (92) cornice head
shown in White


EXTERIOR TRIM SILL OPTIONS



2" (51) Brick Mould with extended sill nose
shown in Terratone



3 1/2" (89) or 4 1/2" (114) Flat
shown in Sandtone



3 1/2" (89) or 4 1/2" (114) Flat with extended sill
shown in White



3 1/2" (89) or 4 1/2" (114) Flat with extended sill nose
shown in Prairie Grass

Dimensions in parentheses are in millimeters.
Printing limitations prevent exact duplication of colors.
See your Andersen supplier for actual color samples.



Interior Options to Match Any Vision.

With six natural wood species, a variety of painted interiors and six, rich factory-finished stain options, the A-Series products provide the flexibility you need to create interiors that please both you and your customers.


INTERIOR WOOD SPECIES OPTIONS



* Actual wood species is either Sapele or Sipo, both non-endangered species grown in Africa, with color and characteristics similar to Central American mahoganies. Naturally occurring variations in grain, color and texture of wood make each window one of a kind. We cannot guarantee consistency in wood grain and/or color within a particular species, product or project. Printing limitations prevent exact replication of colors and finishes. See your Andersen supplier for actual color and finish samples.

STAINED INTERIOR OPTIONS

Shown on pine. Available on pine, maple and oak only.



PAINTED INTERIOR OPTIONS

Available on pine.



Additional colors to match all 11 exterior colors are also available, contact your Andersen supplier.

Beauty in the Details.*

The hardware for our A-Series windows is created exclusively for Andersen and is made of forged metal for added strength. A range of available finishes makes it easy for customers to coordinate their window hardware with their cabinet hardware, faucets and other room décor.

Also available with VeriLock® Security Sensors, one of the most advanced technologies in the industry. For more information, see pages 16-17 or visit andersenwindows.com/connect.



The tilt-in feature of A-Series double-hung windows allows one-hand operation for easier cleaning.

DOUBLE-HUNG HARDWARE

TRADITIONAL

Lock & Keeper



Hand Lift



Bar Lift



Finger Lift



Bold name denotes finish shown.

- Antique Brass
- Black
- Bright Brass
- Brushed Chrome
- Distressed Bronze
- Distressed Nickel

- Gold Dust
- Oil Rubbed Bronze
- Polished Chrome
- Satin Nickel**
- Stone
- White

CASEMENT AND AWNING HARDWARE

TRADITIONAL FOLDING



CONTEMPORARY FOLDING



Bold name denotes finish shown.

- Antique Brass**
- Black
- Bright Brass
- Brushed Chrome
- Distressed Bronze
- Distressed Nickel
- Gold Dust
- Oil Rubbed Bronze
- Polished Chrome
- Satin Nickel
- Stone
- White


- Black**
- Bright Brass
- Gold Dust
- Oil Rubbed Bronze
- Satin Nickel
- Stone
- White

Folding handle avoids interference with window treatments.



Casement locking mechanism

WINDOW HARDWARE FINISH OPTIONS



* Hardware sold separately except double-hung lock and keeper. Distressed bronze and oil rubbed bronze are "living" finishes that will change with time and use. Printing limitations prevent exact replication of finishes. See your Andersen supplier for actual finish samples.

• DOOR HARDWARE •

Bold name denotes finish shown.

Hardware for Every Door. Styles for Every Person.*



YUMA®

Distressed Bronze | **Distressed Nickel**

ENCINO®

Distressed Bronze | Distressed Nickel

ANVERS®

Bright Brass | Oil Rubbed Bronze
Satin Nickel

NEWBURY®

Antique Brass | Bright Brass
Brushed Chrome
Oil Rubbed Bronze
Polished Chrome | Satin Nickel

FSB® HINGED PATIO DOOR HARDWARE

Durable, stainless steel FSB® hinged door hardware features clean lines and a sleek satin finish for a thoroughly modern look. Choose from four handle styles.



Satin Stainless Steel



* Hardware sold separately.
"FSB" is a registered trademark of Franz Schneider Brakel GmbH & Co.

A-Series patio door hardware is available in a variety of different designs to match virtually any style. Yuma®, Encino®, Anvers®, Newbury®, Covington™ and Whitmore® hardware options each feature solid, drop-forged brass for added strength, while Albany and Tribeca® hardware options are made of diecast zinc with durable powder-coated finishes. Additional hardware options such as exterior keyed locks, matching hinge finishes and more are also available. See pages 16-17 for information on the Yale® Assure Lock® and other Smart Home Solutions.



COVINGTON™
Antique Brass | **Bright Brass**
Oil Rubbed Bronze




WHITMORE®
Antique Brass | Bright Brass
Oil Rubbed Bronze | Satin Nickel



ALBANY
Black | **Gold Dust**
Stone | White



TRIBECA®
Stone | **White**



DOOR HARDWARE FINISH OPTIONS



* Hardware sold separately.
Matching hinges available in most hardware finishes for inswing patio doors.
Distressed bronze and oil rubbed bronze are “living” finishes that will change with time and use.
Bright brass and satin nickel finishes on patio door hardware feature a 10-year limited warranty.
Printing limitations prevent exact replication of finish. See your Andersen supplier for actual finish samples.

• GRILLES •

A-Series Grilles for Every Home.

Andersen® A-Series windows and doors offer a variety of architecturally authentic grille types and standard grille patterns. We'll also work with you to provide your customers with custom grille designs for a signature look.




To see all the standard patterns available for a specific window or door, refer to the detailed sections of this book for each product or contact your Andersen supplier.

Diamond	Queen Anne	Colonial	Modified Colonial	Modified Colonial with 2 1/4" (57) rail*
Tall Fractional	Tall Fractional with 2 1/4" (57) rail*	Short Fractional	Short Fractional with 2 1/4" (57) rail*	Prairie A
Simulated Double-Hung Our 2 1/4-inch-wide grille can make a casement window look like a double-hung.	2x2	1x4	Specified Equal Light**	
Custom Patterns				

* Simulated check rails are also available in 7/8" (22) and 1 1/8" (29) widths.
 ** Specify number of same-size rectangles wide or high. Some restrictions may apply.
 Some grille patterns not available in all configurations and products. Dimensions in parentheses are in millimeters.

GRILLE WIDTHS (ACTUAL SIZE SHOWN)

Shown: Cross sections of grilles showing standard widths and profiles

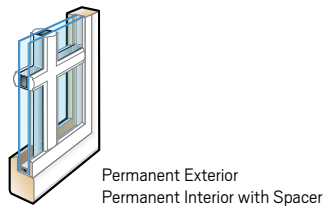


Our 2 1/4\"(57) width grille can be positioned horizontally across the center of a casement window to simulate the look of a double-hung window.

GRILLE CONFIGURATIONS

FULL DIVIDED LIGHT

For an authentic look, Full Divided Light grilles are permanently applied to the interior and the exterior of the window with a spacer between the glass.

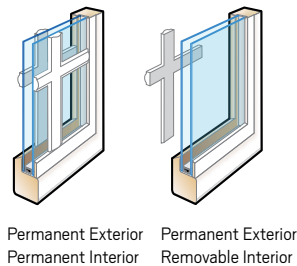


Spacer Option for Greater Energy Efficiency

The Energy Spacer option is available to help A-Series products with full divided lights and SmartSun™ glass be ENERGY STAR® certified in the Northern climate zone. Its narrow design creates a 3-millimeter gap around the spacer, helping to lower U-Factor values.

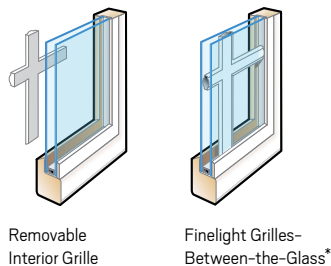
SIMULATED DIVIDED LIGHT

Simulated Divided Light offers permanent grilles on the exterior and interior with no spacer between the glass. We also offer permanent exterior grilles with removable interior grilles, available in natural wood or prefinished white.



CONVENIENT CLEANING OPTIONS

Removable interior grilles come off for easy cleaning. Andersen® Finelight™ grilles are installed between the glass panes and feature a contoured 1\"(25) or 3/4\"(19) profile.



* 7/8\"(22), 1 1/8\"(29) and 2 1/4\"(57) not available in Finelight grilles-between-the-glass. Dimensions in parentheses are in millimeters.

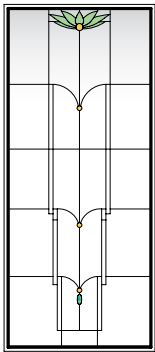
• ART GLASS •

Between-the-Glass Art Glass. Statements in Beauty, Style and Color.

A-Series products are available with between-the-glass art glass, which places the decorative panel between the glass panes, providing superior protection for the art glass and making it easy to keep clean. Contact your Andersen supplier for availability.

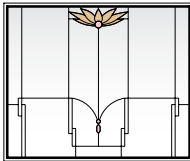


HISTORIC AND CLASSIC SERIES*



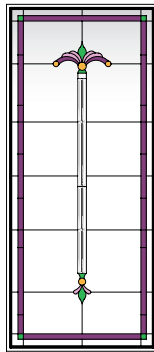
LOTUS

Light Green, Amber jewels and Green jewels



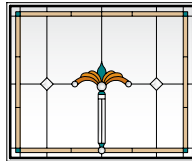
LOTUS

Sand, Pink jewels



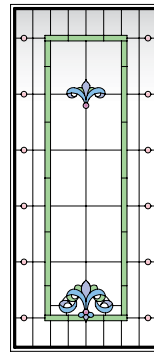
REGENCY

Deep Rose, Deep Green, Rose, and Opal Amber jewels



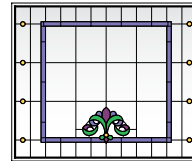
REGENCY

Sand, Deep Teal, Topaz, Copper and Smoke jewels



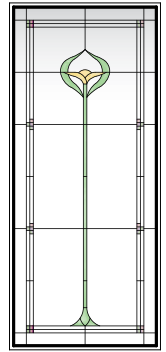
VICTORIA

Light Green, Lilac, Light Blue, Pink jewels and Lilac jewels




VICTORIA

Violet, Deep Rose, Deep Green and Amber jewels



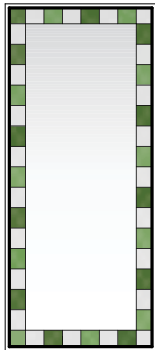
ARTS & CRAFTS

Olive Green, Pale Amber, Clear Waterglass and Avocado and Tangerine tiles



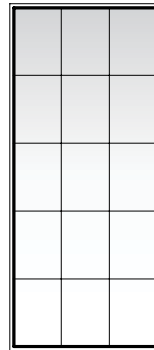
QUEEN ANNE

Pale Blue, Navy Blue, Clear Waterglass, Dark Blue, Clear




QUEEN ANNE


Olive Green, Clear Waterglass, Moss Green, Clear




RECTANGULAR GRID



DIAMOND LIGHTS



DIAMOND GRID



AMBER

* Classic Series art glass patterns are available with semi-privacy glass or clear antique glass in place of colored glass. Additional color palettes are available. Patterns will vary based on product size and shape. Illustrations (except Amber) depict patterns for 6068 patio door panel.

FRENCHWOOD[®] PATIO DOORS

CUSTOM SIZING
in 1/8" (3) increments



A-Series
Frenchwood[®]
Patio Door Overview

SECTION REFERENCE

Frenchwood[®] Gliding

- Table of Sizes..... 130–131
- Specifications 131
- Grille Patterns..... 146
- Door Details..... 132–133

Frenchwood Hinged Inswing

- Table of Sizes..... 134–137
- Specifications 138–139
- Grille Patterns..... 146
- Door Details..... 140–143

Frenchwood Hinged Outswing

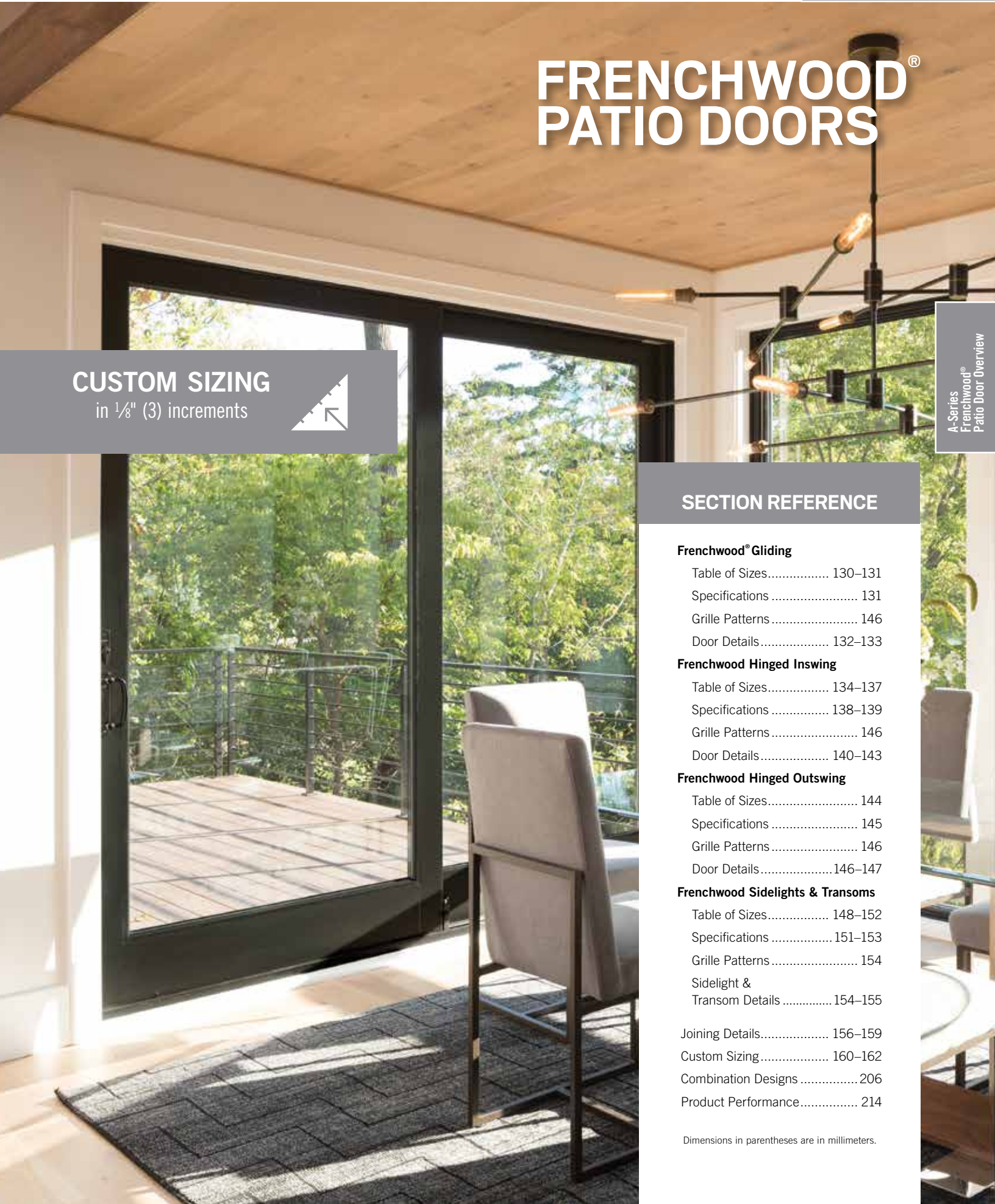
- Table of Sizes..... 144
- Specifications 145
- Grille Patterns..... 146
- Door Details..... 146–147

Frenchwood Sidelights & Transoms

- Table of Sizes..... 148–152
- Specifications 151–153
- Grille Patterns..... 154
- Sidelight &
Transom Details 154–155

- Joining Details..... 156–159
- Custom Sizing..... 160–162
- Combination Designs 206
- Product Performance..... 214

Dimensions in parentheses are in millimeters.



FRENCHWOOD® PATIO DOORS

FEATURES

FRENCHWOOD® GLIDING PATIO DOORS

Frame

A Frame constructed with a wood core and a fiberglass exterior. This construction produces a rigid frame and a low-maintenance, durable exterior.

B Wood members are treated with a water-repellent preservative for long-lasting* protection and performance.

The interior wood jamb has an extension jamb kerf, making it easy to add interior extension jambs matching wall thicknesses.

C The weather seal is made from a flexible polyethylene leaf with a urethane foam core on the sill and stationary side jambs, and a polypropylene fin weatherstrip on the head and operating side jambs, creating a positive seal between the frame and panels. This system provides a long-lasting, energy-efficient barrier against wind, water and dust.


Sill

D One-piece fiberglass design provides superior water management. The nonconductive fiberglass construction enhances energy performance, and its superior strength eliminates the need for a sill support.

Slip- and wear-resistant poly bead finish available in either neutral gray or dark bronze color.

The roller track has a stainless steel cap that resists denting for smooth, reliable operation.

A factory-applied drop-nose channel attachment is optional for enhanced water performance. See page 133 for details.



Panel

E Panel stiles and rails are constructed of an engineered LVL core. This LVL core provides strength and helps prevent warping for consistent smooth operation.

F Interior panel surfaces are constructed from premium wood veneer available in pine, maple, oak, cherry, mahogany** and vertical grain douglas fir. All prefinished interior options use water-based paints and stains.

G The exterior of the wood panel is protected with a Flexacron® paint system; this stabilized polyester paint is electrostatically applied to penetrate all exterior surfaces for maximum protection and a lustrous, low-maintenance finish.

Dual corrosion-resistant* ball-bearing rollers on door panels provide smooth gliding operation with self-contained leveling adjusters.

Dual ball-bearing rollers have deep grooves to increase engagement with the roller track and resist lateral movement.

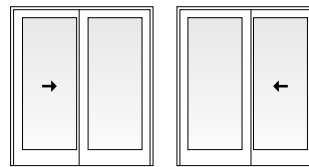
A parting stop bracket adds strength to the door by reinforcing the top of the panels.

Flexible Seal

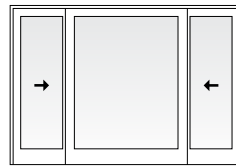


A full-length combination weatherstrip/interlock system provides a flexible seal at the meeting stile. Shown on a 400 Series Frenchwood gliding patio door.

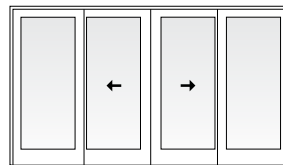
Multiple Panel Configurations



Two-Panel



Three-Panel



Four-Panel

H Glass

See page 125 for details.

Hardware

Multi-Point Locking System



The multi-point locking system features a unique reachout design that pulls the door panel tightly closed for a weathertight seal and enhanced security.

* Visit andersenwindows.com/warranty for details.

** Actual wood species is either Sapele or Sipo, both non-endangered species grown in Africa, with color and characteristics similar to Central American mahoganies. "Flexacron" is a registered trademark of PPG Industries, Inc.

FEATURES

FRENCHWOOD® HINGED INSWING PATIO DOORS

Frame

A Frame constructed with a wood core and a fiberglass exterior. This construction produces a rigid frame and a low-maintenance, durable exterior.

B Wood members are treated with a water-repellent preservative for long-lasting* protection and performance.

The interior wood jamb has an extension jamb kerf, making it easy to add interior extension jambs matching wall thicknesses.

Frenchwood hinged inswing patio doors are available in 4 1/16" (116) and 6 1/16" (167) jamb depths.

Sill

C One-piece fiberglass design provides superior water management. The nonconductive fiberglass construction enhances energy performance, and its superior strength eliminates the need for a sill support.

Slip- and wear-resistant poly bead finish available in either neutral gray or dark bronze color.

A factory-applied drop-nose channel attachment is optional for enhanced water performance. See below for details.



Panel

D Panel stiles and rails are constructed of an engineered LVL core. This LVL core provides strength and helps prevent warping for consistent smooth operation.

E Interior panel surfaces are constructed from premium wood veneer available in pine, maple, oak, cherry, mahogany** and vertical grain douglas fir. All prefinished interior options use water-based paints and stains.

F The exterior of the wood panel is protected with a Flexacron® paint system; this stabilized polyester paint is electrostatically applied to penetrate all exterior surfaces for maximum protection and a lustrous, low-maintenance finish.

G Factory-applied, one-piece (welded corners), compression-type weatherstrip made from a durable thermoplastic material is attached directly to the panel, not the frame, creating a continuous plane around the panel to provide maximum effectiveness against air and water infiltration. This system provides a long-lasting, energy-efficient barrier against wind, water and dust.

Two-panel doors are available with one or two active panels. For doors with one active panel, hinges can be located along either the jamb or astragal.

Adjustable Hinges

Adjustable hinges have ball-bearing pivots for smooth, frictionless movement and feature easy horizontal and vertical adjustments, plus a quick-release feature for easy panel removal. This release

feature is ideal for transporting large units up stairs or to other hard-to-reach areas. Gold dust finish is standard on wood interior doors. For units with a prefinished White interior, white finish hinges are standard. Also available in finishes that coordinate with most hardware.



H Glass

See below for details.

Hardware

Multi-Point Locking System



The Frenchwood hinged patio door has a multi-point locking system with a hook bolt above and below the center deadbolt. This system provides added weathertightness and enhanced security.

Optional Corrosion-Resistant Hardware

Optional corrosion-resistant locking mechanism is available and recommended for applications within two miles of the coast and other harsh environments.*

COMMON FEATURES

Glass

Panels are silicone bed glazed and finished with an interior wood glass stop.

High-Performance dual-pane glass options include:

- Low-E4® tempered glass
- Low-E4 HeatLock® tempered glass
- Low-E4 Sun tempered glass
- Low-E4 SmartSun™ tempered glass
- Low-E4 SmartSun HeatLock tempered glass

For even greater energy performance, triple-pane glass is available in these glass options:

- Low-E4 tempered glass
- Low-E4 Enhanced tempered glass
- Low-E4 Enhanced HeatLock tempered glass
- Low-E4 SmartSun tempered glass
- Low-E4 SmartSun Enhanced tempered glass
- Low-E4 SmartSun Enhanced HeatLock tempered glass

Additional glass options are available. Contact your Andersen supplier.

A removable translucent film helps shield the glass from damage during delivery and construction and also simplifies finishing at the jobsite.

Patterned Glass

Patterned glass options are available. See page 18 for more details.

Taller Heights

A-Series Frenchwood patio doors and patio door sidelights are available in 10' (3028) heights.

StormWATCH[®] PROTECTION

Frenchwood patio doors are available with Stormwatch® protection. For a copy of the Andersen® Coastal Product Guide, go to andersenwindows.com/coastal or contact your Andersen supplier.

Performance Grade (PG) Upgrade Optional Drop-Nose Channel



A factory-applied, patented drop-nose channel is available when higher product performance is required. Drop-nose channel provides enhanced water performance without increasing interior sill height. Shown on a Frenchwood hinged inswing patio door. Details shown for gliding door on page 133 and hinged inswing door on page 139.

* Visit andersenwindows.com/warranty for details.

** Actual wood species is either Sapele or Sipo, both non-endangered species grown in Africa, with color and characteristics similar to Central American mahogonies.

"Flexacron" is a registered trademark of PPG Industries, Inc. Dimensions in parentheses are in millimeters.

FRENCHWOOD® PATIO DOORS

FEATURES

FRENCHWOOD® HINGED OUTSWING PATIO DOORS

Frame

A Frame constructed with a wood core and a fiberglass exterior. This construction produces a rigid frame and a low-maintenance, durable exterior.

B Wood members are treated with a water-repellent preservative for long-lasting* protection and performance.

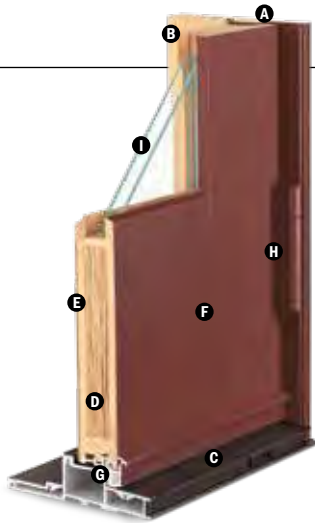
The interior wood jamb has an extension jamb kerf, making it easy to add interior extension jambs matching wall thicknesses.

Sill

C One-piece non-conductive fiberglass construction enhances energy performance, and its superior strength eliminates the need for a sill support. An innovative sill design provides superior water management.

Slip- and wear-resistant poly bead finish available in either neutral gray or dark bronze color.

A factory-applied drop-nose channel attachment is optional for enhanced water performance. See page 146 for details.



Panel

D Panel stiles and rails are constructed of an engineered LVL core. This LVL core provides strength and helps prevent warping for consistent smooth operation.

E Interior panel surfaces are constructed from premium wood veneer available in pine, maple, oak, cherry, mahogany** and vertical grain douglas fir. All prefinished interior options use water-based paints and stains.

F The exterior of the wood panel is protected with a Flexacron® paint system; this stabilized polyester paint is electrostatically applied to penetrate all exterior surfaces for maximum protection and a lustrous, low-maintenance finish.

G Factory-applied one-piece (welded corners), compression-type weatherstrip made from a durable thermoplastic material is attached directly to the panel, not the frame, creating a continuous plane around the panel to provide maximum effectiveness against air and water infiltration. The weatherstripping creates a strong, long-lasting* seal that stands up to harsh weather.

Hinged outswing operating panels are available in either single left- or right-hand active or two-panel active/passive jamb-hinged.

Removable Panels



Removable panels simplify finishing and allow for easy storage during construction. Release tabs are covered with a cap for a clean appearance. The panels can be easily removed with the unique panel release tab on the hinge. This release feature is ideal for transporting large units up stairs or to other hard-to-reach areas.

H The ball-bearing hinges are covered with a corrosion-resistant powder-coat finish. Hinges are color-matched to the panel exterior and can be adjusted up/down and left/right after installation.

I Glass

See page 127 for details.

Hardware

Multi-Point Locking System



The Frenchwood hinged patio door has a multi-point locking system with a hook bolt above and below the center deadbolt. This system provides added weathertightness and enhanced security.

Optional Corrosion-Resistant Hardware

Optional corrosion-resistant locking mechanism and hinges are available and recommended for applications within two miles of the coast and other harsh environments.*

* Visit andersenwindows.com/warranty for details.

** Actual wood species is either Sapele or Sipo, both non-endangered species grown in Africa, with color and characteristics similar to Central American mahoganies.

*Flexacron® is a registered trademark of PPG Industries, Inc.

FEATURES

FRENCHWOOD® PATIO DOOR SIDELIGHTS

Frame

Frame constructed with a wood core and a fiberglass exterior. This construction produces a rigid frame and a low-maintenance, durable exterior.

Wood members are treated with a water-repellent preservative for long-lasting* protection and performance.

The interior wood jamb has an extension jamb kerf, making it easy to add interior extension jambs matching wall thicknesses.

Sill

One-piece fiberglass design provides superior water management. The nonconductive fiberglass construction enhances energy performance, and its superior strength eliminates the need for a sill support.

Slip- and wear-resistant poly bead finish available in either neutral gray or dark bronze color.

Panel

Panel stiles and rails are constructed of an engineered LVL core. This LVL core provides strength and helps prevent warping for consistent smooth operation.



FRENCHWOOD PATIO DOOR TRANSOMS

Frame

Frame constructed with a wood core and a fiberglass exterior. This construction produces a rigid frame and a low-maintenance, durable exterior.

Wood members are treated with a water-repellent preservative for long-lasting* protection and performance.

The interior wood jamb has an extension jamb kerf, making it easy to add interior extension jambs matching wall thicknesses.

Sash

Available in direct-set or sash-set construction. Direct-set transoms have glass glazed directly into the frame and maximize glass area. Sash-set transoms feature a stationary sash and provide common sight lines with A-Series patio doors.

Frenchwood patio door transoms feature elegant lines that match the Frenchwood patio doors. Available in pine, maple, oak, cherry, mahogany** and vertical grain douglas fir.

Glass

See below for details.

Interior panel surfaces are constructed from premium wood veneer available in pine, maple, oak, cherry, mahogany** and vertical grain douglas fir. All prefinished interior options use water-based paints and stains.

The exterior of the wood panel is protected with a Flexacron® paint system; this stabilized polyester paint is electrostatically applied to penetrate all exterior surfaces for maximum protection and a lustrous, low-maintenance finish.

Glass

See below for details.

COMMON FEATURES

Glass

Panels are silicone bed glazed and finished with an interior wood glass stop.

High-Performance dual-pane glass options include:

- Low-E4® tempered glass
- Low-E4 HeatLock® tempered glass
- Low-E4 Sun tempered glass
- Low-E4 SmartSun™ tempered glass
- Low-E4 SmartSun HeatLock tempered glass

For even greater energy performance, triple-pane glass is available in these glass options:

- Low-E4 tempered glass
- Low-E4 Enhanced tempered glass
- Low-E4 Enhanced HeatLock tempered glass
- Low-E4 SmartSun tempered glass
- Low-E4 SmartSun Enhanced tempered glass
- Low-E4 SmartSun Enhanced HeatLock tempered glass

Additional glass options are available. Contact your Andersen supplier.

A removable translucent film helps shield the glass from damage during delivery and construction and also simplifies finishing at the jobsite.

Patterned Glass

Patterned glass options are available. See page 18 for more details.

Taller Heights

A-Series Frenchwood patio doors and patio door sidelights are available in 10' (3028) heights.



Frenchwood patio doors are available with Stormwatch® protection. For a copy of the *Andersen® Coastal Product Guide*, go to andersenwindows.com/coastal or contact your Andersen supplier.

Performance Grade (PG) Upgrade Optional Drop-Nose Channel



A factory-applied, patented drop-nose channel is available when higher product performance is required. Drop-nose channel provides enhanced water performance without increasing interior sill height. Shown on a Frenchwood hinged inswing patio door. Details shown for hinged outswing door on page 146.

* Visit andersenwindows.com/warranty for details.

** Actual wood species is either Sapele or Sipo, both non-endangered species grown in Africa, with color and characteristics similar to Central American mahoganies. "Flexacron" is a registered trademark of PPG Industries, Inc.


FRENCHWOOD® PATIO DOORS

EXTERIOR




INTERIOR

WOOD SPECIES



FACTORY-FINISHED INTERIORS


Shown on pine. Available on pine, maple and oak only.



Naturally occurring variations in grain, color and texture of wood make each window one of a kind. All wood interiors are unfinished unless a finish is specified.

PAINTED OPTIONS

Available on pine. Additional colors available.




HARDWARE FINISHES




Distressed bronze and oil rubbed bronze are "living" finishes that will change with time and use.

HARDWARE OPTIONS Sold Separately**



FSB® HINGED PATIO DOOR HARDWARE



* Actual wood species is either Sapele or Sipo, both non-endangered species grown in Africa, with color and characteristics similar to Central American mahoganies.

** Matching hinges available in most hardware finishes for inswing patio doors. Mix and match interior and exterior style and finish options are available. Bright brass and satin nickel finishes feature a 10-year limited warranty.

Tribecca and Albany hardware are zinc diecast with powder-coated durable finish, other hardware is solid forged brass. Printing limitations prevent exact duplication of colors and finishes. See your Andersen supplier for actual color and finish samples.

"FSB" is a registered trademark of Franz Schneider Brakel GmbH & Co.

WOODWRIGHT[®] DOUBLE-HUNG FULL-FRAME WINDOWS

400 Series
Woodwright[®] Double-Hung
Full-Frame Windows

SECTION REFERENCE

Tables of Sizes	50-56
Specifications	54-61
Custom Sizing	62
Grille Patterns	63
Window Details	63-64
Joining Details.....	65
Combination Designs	181
Product Performance.....	194

CUSTOM SIZING

in 1/8" (3) increments



Dimensions in parentheses are in millimeters.

WOODWRIGHT® DOUBLE-HUNG FULL-FRAME WINDOWS

FEATURES

Frame

A Perma-Shield® exterior cladding protects the frame — beautifully. Best of all, it's low maintenance and never needs painting.*

B For exceptional long-lasting performance, sill members are constructed with a wood core and a Fibrex® material exterior.

C Natural wood stops are available in pine, oak, maple and prefinished white. Wood jamb liners add beauty and authenticity to the window interior.

D A factory-applied rigid vinyl flange on the head, sill and sides of the outer frame helps secure the unit to the structure.

E Multiple weatherstrip systems help provide a barrier against wind, rain and dust. The combination of spring tension vinyl, rigid vinyl and flexible bulb weatherstrip is efficient and effective.

F For units with white exterior color, exterior jamb liner is white. For all other units, the exterior jamb liner is gray.

Sash

G Balancers in the sash enable contractors to screw through the jamb during installation without interfering with the window's operation.

Wood Jamb Liner



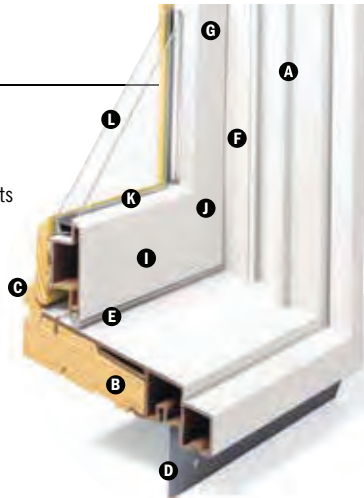
H Natural wood sash interior with classic chamfer detailing. Available in pine, oak, maple or prefinished white.

I Low-maintenance sash exterior provides long-lasting protection and performance. Sash exteriors on most units include Fibrex material.

J Sash joints simulate the look of traditional mortise-and-tenon construction inside and out.

Glass

K Silicone bed glazing provides superior weathertightness and durability.



L High-Performance glass options include:

- Low-E4® glass
- Low-E4 HeatLock® glass
- Low-E4 Sun glass
- Low-E4 SmartSun™ glass
- Low-E4 SmartSun HeatLock glass

Tempered glass and other glass options are available. Contact your Andersen supplier.

A removable translucent film helps shield the glass from damage during delivery and construction and simplifies finishing at the jobsite.

Patterned Glass

Patterned glass options are available. See page 12 for more details.

Hardware



Standard lock and keeper design provides an easy tilt-to-clean feature integrated into the lock.



Performance Grade (PG) Upgrade


Performance upgrades are available for select sizes allowing these units to achieve higher performance ratings. Performance Grade (PG) Ratings are more comprehensive than Design Pressure (DP) Ratings for measuring product performance. Use of this option will subtract 3/8" (16) from clear opening height. Contact your Andersen supplier for availability. For up-to-date performance information of individual products, visit andersenwindows.com.

Visit andersenwindows.com/coastal for more information on Stormwatch Protection.

EXTERIOR



INTERIOR



Naturally occurring variations in grain, color and texture of wood make each window one of a kind. All wood interiors are unfinished unless prefinished white is specified.

HARDWARE FINISHES



Distressed bronze and oil rubbed bronze are "living" finishes that will change with time and use.

DOUBLE-HUNG HARDWARE

STANDARD Lock & Keeper



Antique Brass | **Black** | Bright Brass
Brushed Chrome | Distressed Bronze
Distressed Nickel | Gold Dust | Oil Rubbed Bronze
Polished Chrome | Satin Nickel | Stone | White

OPTIONAL DOUBLE-HUNG HARDWARE**

TRADITIONAL



Antique Brass | Black | Bright Brass | Brushed Chrome | Distressed Bronze | Distressed Nickel
Gold Dust | **Oil Rubbed Bronze** | Polished Chrome | Satin Nickel | Stone | White

CLASSIC SERIES™



Stone | White

CONTEMPORARY



Antique Brass | Black | Bright Brass
Brushed Chrome | Distressed Bronze
Distressed Nickel | Gold Dust
Oil Rubbed Bronze | Polished Chrome
Satin Nickel | Stone | White

ESTATE™



Antique Brass | Bright Brass
Brushed Chrome | Distressed Bronze
Distressed Nickel | Oil Rubbed Bronze
Polished Chrome | **Satin Nickel**

Bold name denotes finish shown.

* Visit andersenwindows.com/warranty for details.

** Hardware sold separately.

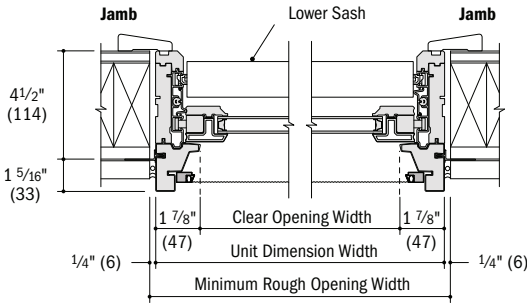
Dimensions in parentheses are in millimeters.

Printing limitations prevent exact replication of colors and finishes. See your Andersen supplier for actual color and finish samples.

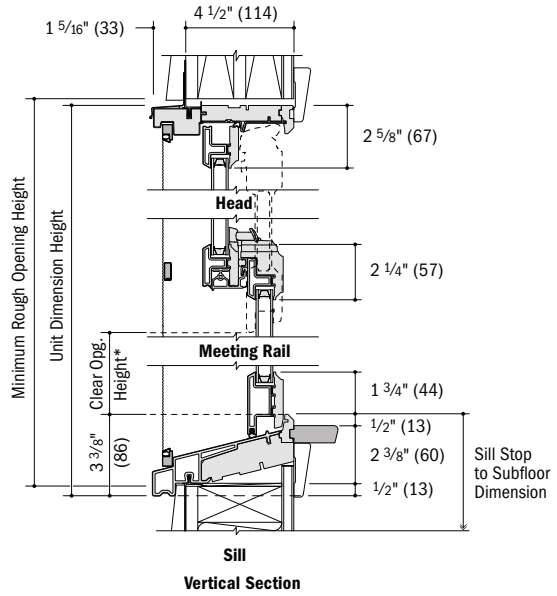
WOODWRIGHT® DOUBLE-HUNG FULL-FRAME WINDOWS

Woodwright® Double-Hung Window Details

Scale 1 1/2" (38) = 1'-0" (305) – 1:8



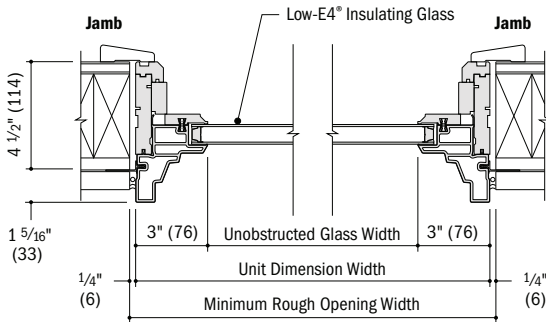
Horizontal Section



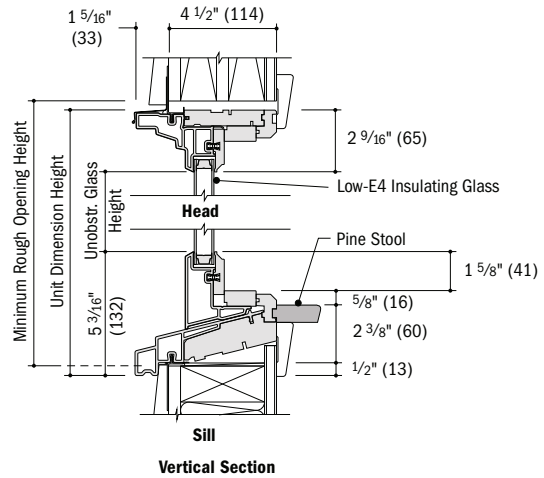
Vertical Section

Woodwright® Picture Window Details

Scale 1 1/2" (38) = 1'-0" (305) – 1:8



Horizontal Section



Vertical Section

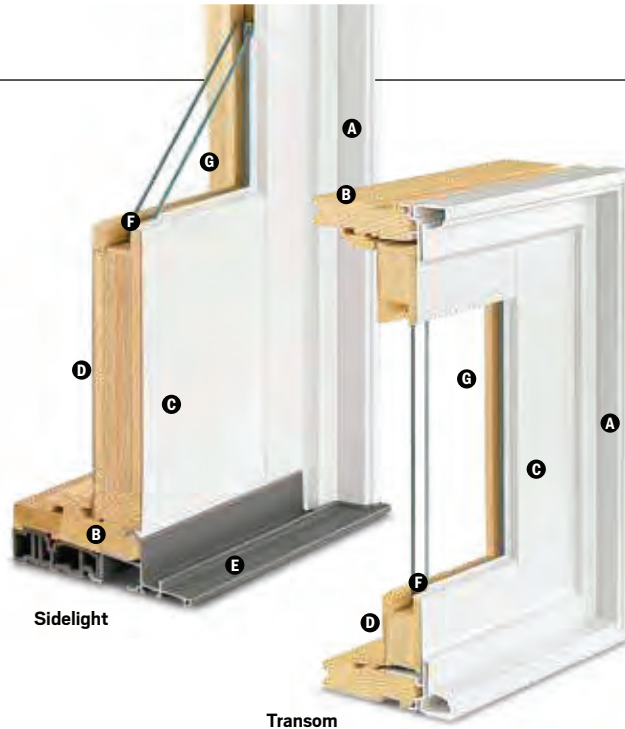
* Light-colored areas are parts included with window. Dark-colored areas are additional Andersen® parts required to complete window assembly as shown.
 * Rough openings may need to be increased to allow for use of building wraps, flashing, sill panning, brackets, fasteners or other items. See installation information on pages 210-211.
 * Details are for illustration only and are not intended to represent product installation methods or materials. Refer to product installation guides at andersenwindows.com.
 * Dimensions in parentheses are in millimeters.
 * Clear opening height dimension is less on arch, unequal leg arch and Springline® hung windows.

FRENCHWOOD® PATIO DOOR SIDELIGHTS & TRANSOMS

FEATURES

Frame

- A** All basic exterior frame members are fiberglass reinforced composite, which maintains an attractive appearance while minimizing maintenance.
- B** The frame members are attached to a water-repellent preservative-treated wood subframe for long-lasting* protection and performance. The subframe is grooved to accept extension jambs.
- C** The exterior of the wood door panel is protected with a long-lasting* urethane base finish in white, Sandtone, Terratone or forest green.
- D** Panel interior surfaces are unfinished pine veneer. Unfinished oak and maple veneers are available as options. Low-maintenance prefinished white interiors are also available.
- E** The sill of the Frenchwood patio door sidelight is made with three-piece construction. The subsill is made of Fibrex® material, and the sill step is solid oak. The exterior sill member is made of extruded aluminum with an attractive wear-resistant, heat-baked finish in a neutral color. This combination of materials combines durability and low maintenance with excellent insulating characteristics.



- F** The sill of the Frenchwood patio door sidelight is made with three-piece construction. The subsill is made of Fibrex® material, and the sill step is solid oak. The exterior sill member is made of extruded aluminum with an attractive wear-resistant, heat-baked finish in a neutral color. This combination of materials combines durability and low maintenance with excellent insulating characteristics.

Glass

- F** Panels are silicone bed glazed and finished with an interior wood stop.
- G** High-Performance glass options include:
 - Low-E4® tempered glass
 - Low-E4 HeatLock® tempered glass
 - Low-E4 Sun tempered glass
 - Low-E4 SmartSun™ tempered glass
 - Low-E4 SmartSun HeatLock tempered glass

Additional glass options are available. Contact your Andersen supplier.

A removable translucent film helps shield the glass from damage during delivery and construction and simplifies finishing at the jobsite.


Patterned Glass

Patterned glass options are available. See page 12 for more details.

EXTERIOR



INTERIOR

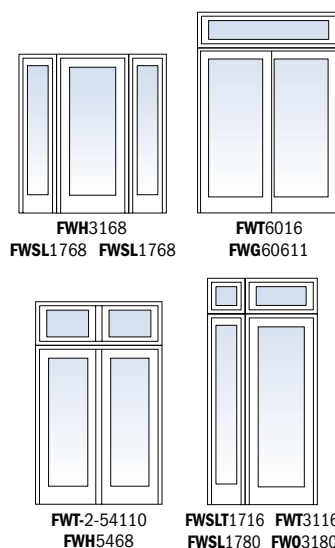


Prefinished white interiors are only available on units with white exteriors. Naturally occurring variations in grain, color and texture of wood make each product one of a kind. All wood interiors are unfinished unless prefinished white is specified.



Frenchwood patio door sidelights, transoms and sidelight transoms elegantly frame our 400 Series Frenchwood patio doors.

LVL reinforced joining materials are available in 4 9/16" (116) and 6 9/16" (167) depths. See pages 191-192.



ACCESSORIES Sold Separately

Frame

Extension Jambs

Standard jamb depth is 4 9/16" (116). Pine, oak or maple veneer or prefinished white interior extension jambs are available in 1/16" (1.5) increments between 5 1/16" (129) and 7 1/8" (181).

Glass

Andersen® Art Glass

Andersen art glass panels come in a variety of original patterns. See pages 173-174 for details on Andersen art glass. Visit andersenwindows.com/artglass for details and pattern information.

Grilles

Grilles are available in a variety of configurations and widths.

Exterior Trim

This product is available with Andersen exterior trim. See pages 175-180 for details.

CAUTION:

- Painting and staining may cause damage to rigid vinyl.
- Do not paint 400 Series patio doors, sidelights and transoms with white, canvas, Sandtone, forest green, dark bronze or black exterior colors.
- Andersen does not warrant the adhesion or performance of homeowner-applied paint over vinyl or other factory-coated surfaces.
- 400 Series patio doors, sidelights and transoms in Terratone color may be painted any color lighter than Terratone color using quality oil-based or latex paint.
- For vinyl painting instructions and preparation, contact your Andersen supplier.
- Do not paint weatherstrip.
- Creosote-based stains should not come in contact with Andersen products.
- Abrasive cleaners or solutions containing corrosive solvents should not be used on Andersen products.

For more information about **glass, patterned glass, art glass and grilles**, see pages 12-14.

For more information about **combination designs, product performance, installation instructions and accessories**, see pages 181-211 or visit andersenwindows.com.

* Visit andersenwindows.com/warranty for details.

Dimensions in parentheses are in millimeters.

Printing limitations prevent exact duplication of colors and finishes. See your Andersen supplier for actual color and finish samples.

Hinged Patio Doors



Simply beautiful,
any way you see it.

Extend the beauty and quality of a Therma-Tru® entrance to the back of the home with hinged patio doors. Find style and convenience that's unsurpassed from any view with smart options to control the level of privacy and light, complement window patterns, and let fresh air into the home.



Note: Finish colors may vary from an actual application due to fluctuations in finishing or printing. See your Therma-Tru seller or visit www.thermatru.com for details on limited warranties and exclusions, and ENERGY STAR qualified products.

Top: Smooth-Star, Internal Blinds, Doors – S2600
Bottom: Smooth-Star, Clear Glass, Doors – S118

Door Selections



Classic Craft[®]
Fir Grain



Classic Craft[®]
Mahogany Grain



Classic Craft[®]
Oak Grain



Classic Craft[®]
Canvas



Fiber-Classic[®]
Mahogany
Collection[™]



Fiber-Classic[®]
Oak Collection[™]



Smooth-Star[®]




Profiles[™] & Traditions

(Wood-grained images shown in Driftwood stain.)

Glass Selections



Internal Blinds



Low-E / Clear

Divided Lites

For details on divided lite options, see pages 130–131.



Simulated
Divided
Lites



Grilles
Between
Glass



Removable
Wood
Grilles



Fixed
Grilles

Flush-Glazed Glass

Glass built directly into the door during the manufacturing process offers a seamless appearance, wider daylight opening and high-performance weather seal.

EnLiten[™] Flush-Glazed Warranty Riders

See page 27 for details on the EnLiten[™] Flush-Glazed Rider for Construction & Installation, and the EnLiten[™] Flush-Glazed Rider for Homeowners.

■ = Available	Classic Craft	Fiber-Classic	Smooth-Star	Profiles [™]	Traditions
Door Selections					
Material	Fiberglass	Fiberglass	Fiberglass	Steel	Steel
Warranty	1x Transferable Lifetime	Lifetime	Lifetime	10 Years	Door: 5 Years / Glass: 10 Years
Finish Options	Stain or Paint	Stain or Paint	Paint	Paint	Paint
Flush-Glazed Glass Selections					
Internal Blinds ▲		■	■		
Low-E Glass with and without Divided Lites ▲	■	■	■		
Clear Glass with and without Divided Lites ▲		■	■		
Privacy & Textured Glass with and without Divided Lites ▲	■	■	■		
Lip-Lite Glass Selections					
Internal Blinds		■	■	■	■
Low-E Glass with and without Divided Lites	■	■	■	■	■
Clear Glass with and without Divided Lites		■	■	■	■
Privacy & Textured Glass with and without Divided Lites	■	■	■	■	■
Available Sizes					
Heights	6'8", 8'0"	6'6", 6'8", 7'0", 8'0"	6'6", 6'8", 7'0", 8'0"	6'6", 6'8", 7'0"	6'6", 6'8", 8'0"
Single Widths	3'0"	2'0"–3'0"	2'0"–3'0"	2'0"–3'0"	2'0"–3'0"
Double Widths	6'0"	4'0"–6'0"	4'0"–6'0"	4'0"–6'0"	4'0"–6'0"
Triple Widths	9'0"	6'0"–9'0"	6'0"–9'0"	6'0"–9'0"	6'0"–9'0"
Retrofit Openings		5'0", 6'0"	5'0", 6'0"	5'0", 6'0"	5'0", 6'0"
Additional Options					
Vented Sidelites (Single / Double Widths)		6'6", 6'8", 8'0" Heights in 2'4"–6'0" Widths	6'6", 6'8", 8'0" Heights in 2'4"–6'0" Widths		
Screens & Screen Accessories Available Colors: Bronze, White	2" Frame, 3" Frame	2" Frame, 3" Frame	2" Frame, 3" Frame	2" Frame, 3" Frame	2" Frame, 3" Frame
Impact-Rated Options		■	■	■	■
Tru-Defense Eligible	■	■	■		

Hinged Patio Door Systems

Note: Product images show interior side of door.




- 1 Multi-Point Locking System (Recommended)
- 2 Bottom Sweep
- 3 Sill
- 4 Hinges
- 5 Corner Seal Pads (Inswing Only)
- 6 Sill Pan (Recommended)
- 7 Frame Components
- 8 Multi-Point Locking System (Included)
- 9 Removable Screens

A Thermo-Tru® patio door with genuine Thermo-Tru components is a complete door system with doors, glass and components engineered to work together for durability and reliability through the years.


Patio Transoms

Transoms can be stained or painted to match a Fiber-Classic® or Smooth-Star® door system. Available for 5'0", 5'4", 5'8" and 6'0" patio openings.

Note: Patio transoms are designed for a unit with a mullion.



19250T



19050T

Vented Sidelites

Enjoy the view – and a fresh breeze, too.

- Constructed to provide ventilation without sliding screens blocking the view, vented sidelites work as small swinging doors with convenient removable screens — available in bronze and white.
- Engineered for durability and safety with wide patio mullions for strength, and multi-point locking gears and recessed strike plates for security.

Available Configurations



Single Door with Vented Sidelites (Inswing Only)



Double Doors with Vented Sidelites (Inswing Only)



WINDOW & DOOR EXTERIOR TRIM

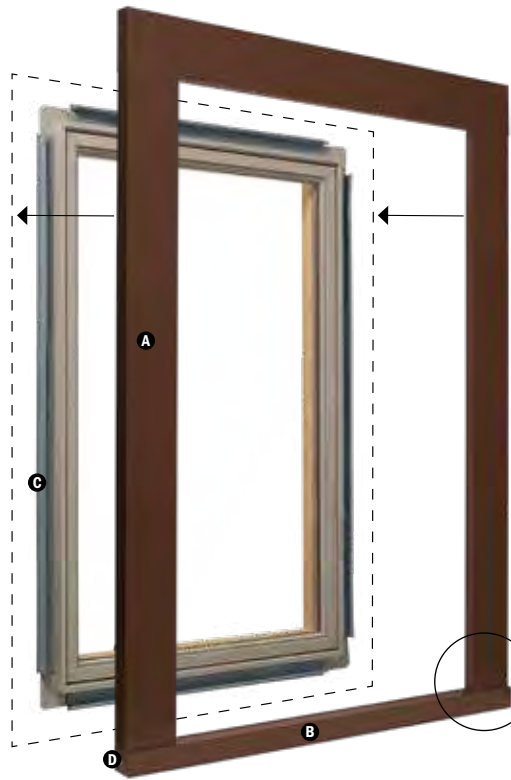
Exterior Trim

SECTION REFERENCE

3½" & 4½" Flat Detail	176
Brick Mould Detail	177
Sill Nose Detail.....	177
Decorative Drip Cap Detail	178
2" & 3⅝" Cornice Detail.....	178
Mull Cover Detail.....	178

EXTERIOR TRIM

FEATURES



Cocoa Bean trim with Sandtone window

ANDERSEN INNOVATION

- A** For exceptional long-lasting* performance, exterior trim is made from Fibrex® material or high-density urethane with low-maintenance exterior finishes.
- B** Sill nose profile, made from Fibrex material, is available for a traditional look.
- C** Trim is securely fastened to the home using factory-applied or field-applied attachment flange.
- D** Trim surrounds are assembled with corner keys and stainless fasteners for stability and strength.



Our Fibrex material is an environmentally smart composite that contains 40% pre-consumer reclaimed wood fiber by weight.

Visualizer & Video

An online trim visualizer and installation guides are available at andersenwindows.com/exteriortrim.

Exterior Trim System

Easier Installation

- Installs independently of water management system
- No nail holes to fill
- No visible fasteners
- No painting

Profiles

Exterior trim is available in four profiles made from our Fibrex material. Profiles include 3 1/2" (89) flat, 4 1/2" (114) flat, 2" (51) brick mould, and sill nose for the bottom trim piece.

Thick trim profiles overlap the window frame (as shown to the left) to create clean lines without visible sealant joints.

Drip Cap

Full-length, color-matched aluminum drip cap is included with kits and surrounds.

End Caps

Provide a clean appearance when joining two trim members.

Corner Keys

Provide tight alignment of corner joints.

Fasteners

Screws are made of high-quality stainless steel and provide corner joints with a secure, tight fit.

Head Trim Options

Three styles are available. All can be used with our flat trim and include an integrated nailing flange. The decorative drip cap is made from our Fibrex material. Both the 2" (51) cornice and 3 5/8" (92) cornice are made from highly durable urethane material. See head trim options on page 175.

Specialty Trim



Made of highly durable factory-finished urethane material for selected shapes. Contact your Andersen supplier for availability.

PROFILES



2" (51) Brick Mould
Canvas trim with Sandtone window.




3 1/2" (89) or 4 1/2" (114) Flat
Shown with extended head. Red Rock trim with Sandtone window.



3 1/2" (89) or 4 1/2" (114) Flat
Terratone trim with Sandtone window.

COLORS

Trim can match or complement your window and door colors to create a wide range of combinations.

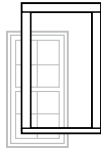


* See the A-Series Limited Warranty for exterior trim applied to A-Series products. Visit andersenwindows.com/warranty for details. Dimensions in parentheses are in millimeters. Printing limitations prevent exact duplication of colors. See your Andersen supplier for actual color samples.

Installation Options

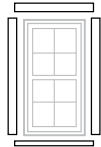
Preassembled Trim Surrounds

Factory-assembled surrounds install in seconds on A-Series windows with optional factory-applied exterior trim flange.



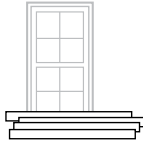
Precut Kits

Knock down kits include precut and predrilled trim with all the necessary components for on-site assembly for windows and patio doors up to 12' (3658) in width or height.




Individual Trim Components

13' (3962) factory-finished trim lineals, end caps, corner keys, fasteners, metal drip caps and field attachment strips allow for field fabrication and assembly.



ACCESSORIES Sold Separately

Fibrex® Trim Board



Andersen offers a 3 1/2" (89) wide by 3/4" (19) thick cellular Fibrex trim board in 10' (3048) lengths. Available in the same 11 colors as the exterior trim system, this solid trim board can be ripped to size and can be fastened using nails or screws.

Coil Stock



Factory-finished in any of our 11 exterior trim colors, our aluminum coil stock allows you to form your own profiles in the field. Made from .018-thick aluminum, coil stock is available in 24" (610) x 50' (15240) rolls. Color-matched stainless steel trim nails are also available and can be ordered in 1 lb or .454 kg boxes.

HEAD TRIM OPTIONS



Decorative Drip Cap
Shown with 3 1/2" Flat, Forest Green trim with Sandtone window.



2" (51) Cornice
Shown with 3 1/2" Flat, Prairie Grass trim with Sandtone window.



3 5/8" (92) Cornice
Shown with 3 1/2" Flat, White trim with Sandtone window.

SILL OPTIONS

Mix and match trim to create a variety of combinations. Not all sill options are shown.



Brick Mould
Shown with extended sill nose. Terratone trim with White window.



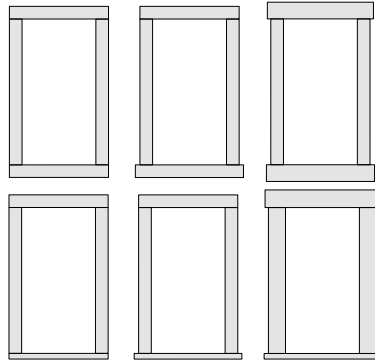
3 1/2" (89) or 4 1/2" (114) Flat
Shown with extended sill nose. Terratone trim with Red Rock window.



3 1/2" (89) 4 1/2" (114) Flat
Shown with 3 1/2" Flat, White trim with White window.

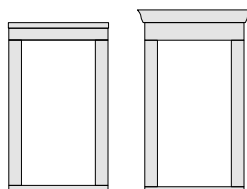
TRIM COMBINATIONS

3 1/2" (89) Flat or 4 1/2" (114) Flat



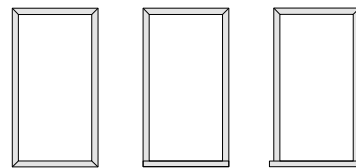
Flat trim can be used on all four sides either flush or extended at the head or sill. Combine 3 1/2" (89) and 4 1/2" (114) flat trim or use with a flush or extended sill nose.

Decorative Drip Cap and Cornices



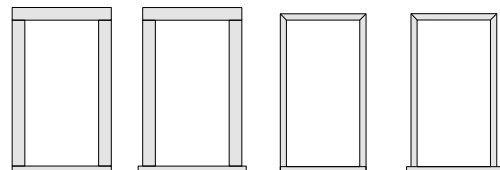
Decorative drip cap or cornices can be used above flat trim at the head.

Brick Mould



Brick mould can be used on all four sides or with a flush or extended sill nose.

Sill Nose



Sill nose can be used with flat trim or brick mould. It can be applied flush or extended at the sill.

Not all trim options and/or combinations are shown. Contact your Andersen supplier for more information.

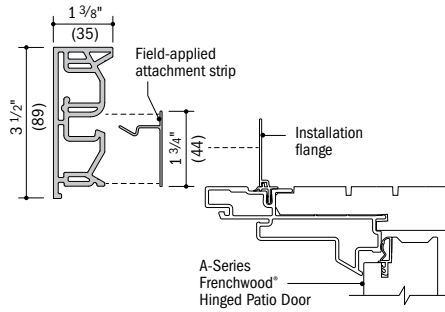
Dimensions in parentheses are in millimeters. Printing limitations prevent exact duplication of colors. See your Andersen supplier for actual color samples.

EXTERIOR TRIM

Window and Patio Door Attachment

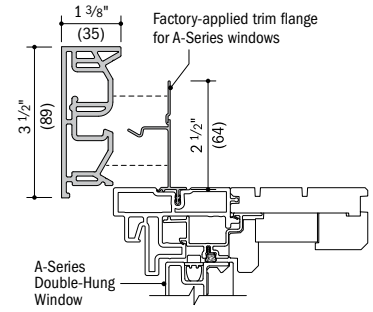
Field-Applied Attachment Strip

Field-applied attachment strip fastens to framing through window or patio door installation flange and flashing tape with screws. Exterior trim connects securely to the field-applied attachment strip. Follow window & patio door installation guides for flashing instructions.

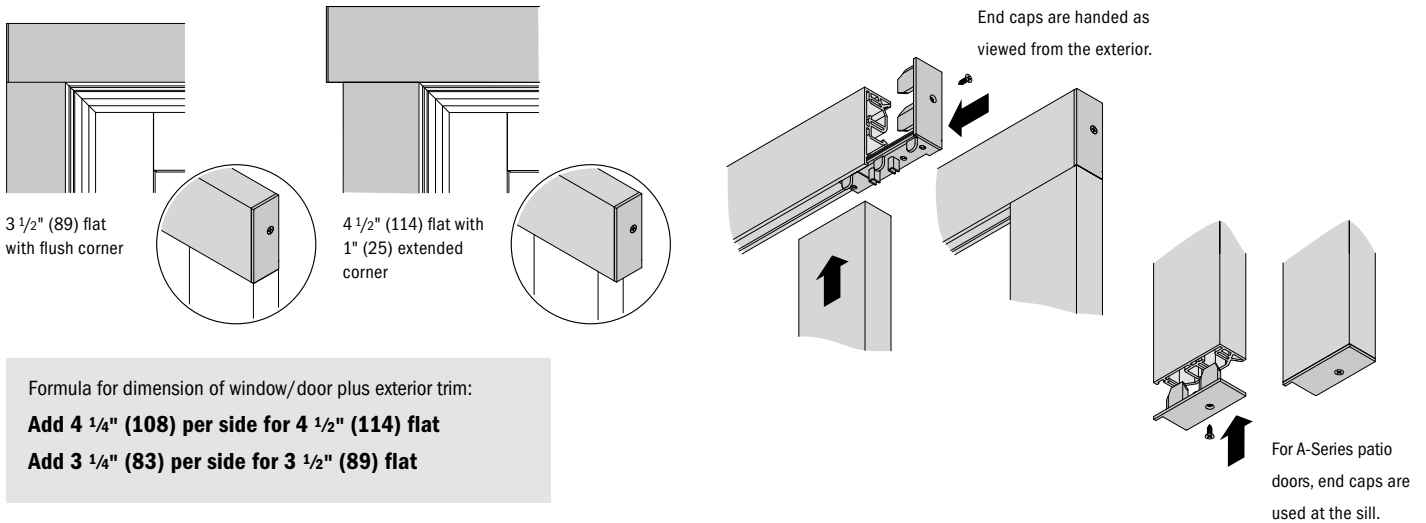


Factory-Applied Trim Flange

Factory-applied trim flanges are also available. Exterior trim connects securely to the trim flange already in place.



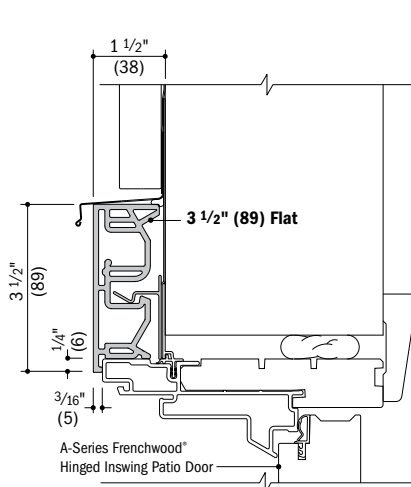
3 1/2" Flat and 4 1/2" Flat



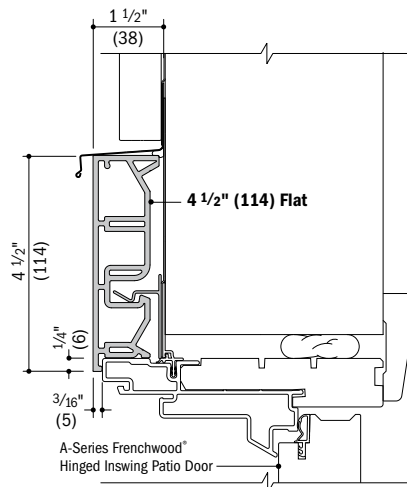
Formula for dimension of window/door plus exterior trim:
Add 4 1/4" (108) per side for 4 1/2" (114) flat
Add 3 1/4" (83) per side for 3 1/2" (89) flat

Trim Details

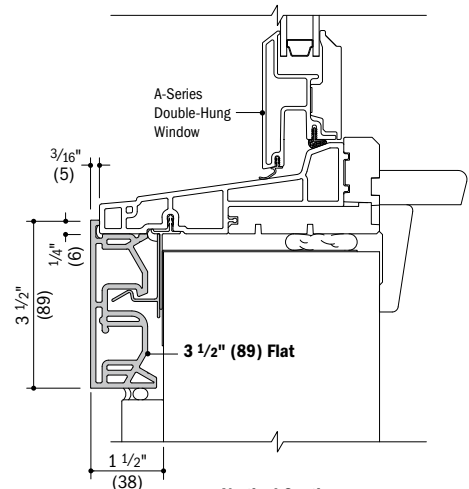
Scale 3" (76) = 1'-0" (305) – 1:4



Vertical Section
 3 1/2" (89) Flat Trim at Head
 A-Series Frenchwood Hinged Inswing Patio Door



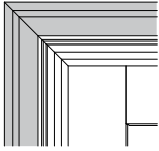
Vertical Section
 4 1/2" (114) Flat Trim at Head
 A-Series Frenchwood Hinged Inswing Patio Door



Vertical Section
 3 1/2" (89) Flat Trim at Sill
 A-Series Double-Hung Window

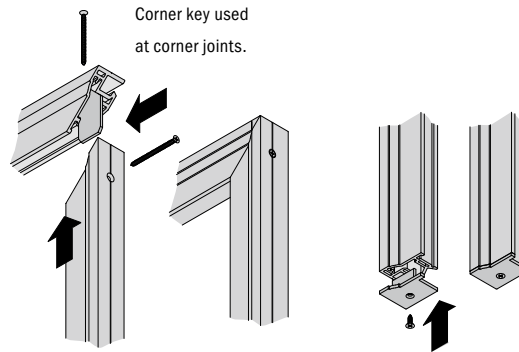
- Typical trim combinations shown. Additional combinations may also be used. Some restrictions apply. For more information contact your Andersen supplier.
- Dimensions in parentheses are in millimeters.
- Details are for illustration only and are not intended to represent product installation methods or materials. Refer to product installation guides at andersenwindows.com.

Brick Mould



Brick mould with mitered corners

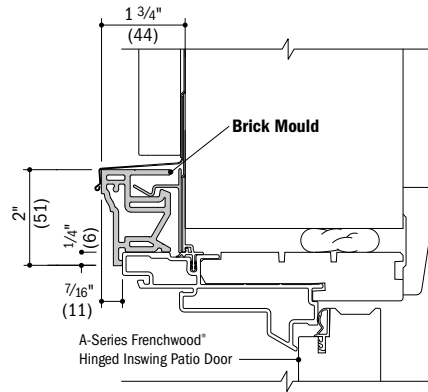
Formula for dimension of window/door plus exterior trim:
Add 1 3/4" (44) per side for brick mould



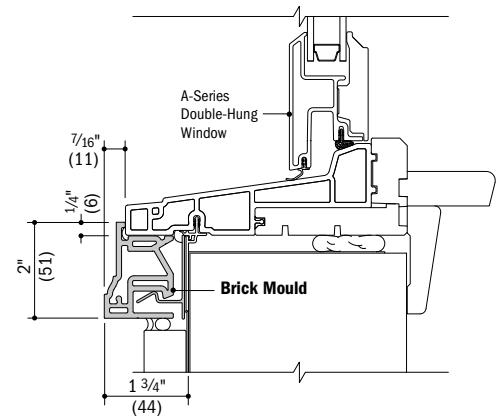
For A-Series patio doors, end caps are used at the sill.

Trim Details

Scale 3" (76) = 1'-0" (305) – 1:4



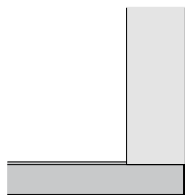
Vertical Section
Brick Mould at Head
A-Series Frenchwood® Hinged Inswing Patio Door



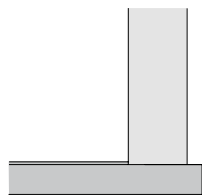
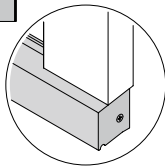
Vertical Section
Brick Mould at Sill
A-Series Double-Hung Window

Exterior Trim

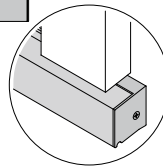
Sill Nose



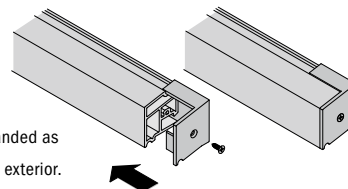
Sill nose and 3 1/2" (89) flat with flush corner



Sill nose and 3 1/2" (89) flat with 1" (25) extended corner



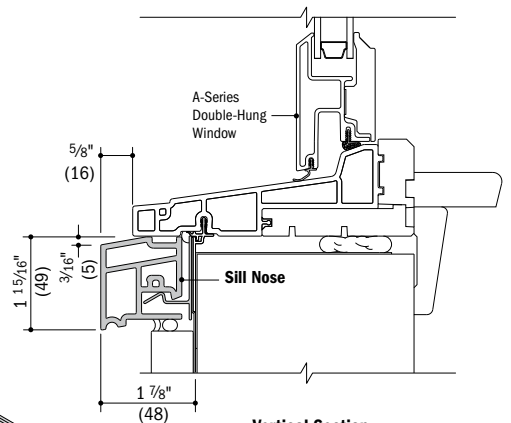
Formula for dimension of window plus exterior trim:
Add 1 15/16" (49) for sill nose



End caps are handed as viewed from the exterior.

Trim Detail

Scale 3" (76) = 1'-0" (305) – 1:4

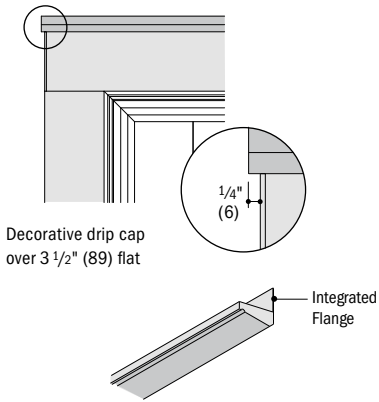


Vertical Section
Sill Nose/A-Series Double-Hung Window

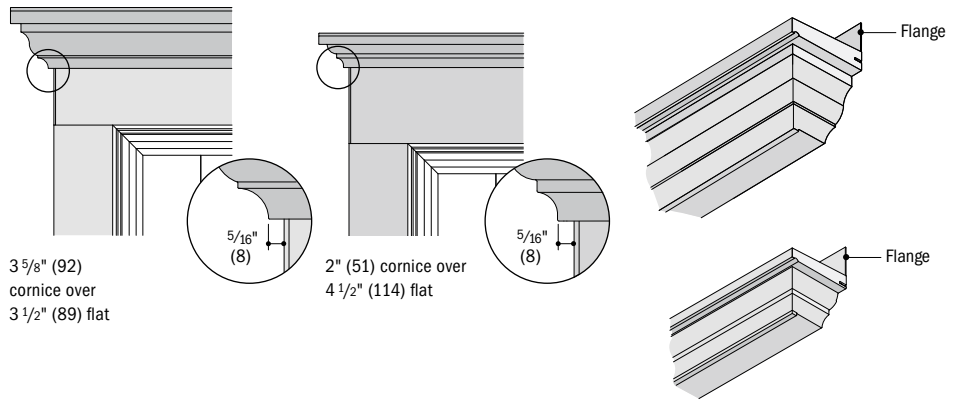
• Typical trim combinations shown. Additional combinations may also be used. Some restrictions apply. For more information contact your Andersen supplier.
• Dimensions in parentheses are in millimeters.
• Details are for illustration only and are not intended to represent product installation methods or materials. Refer to product installation guides at andersenwindows.com.

EXTERIOR TRIM

Decorative Drip Cap

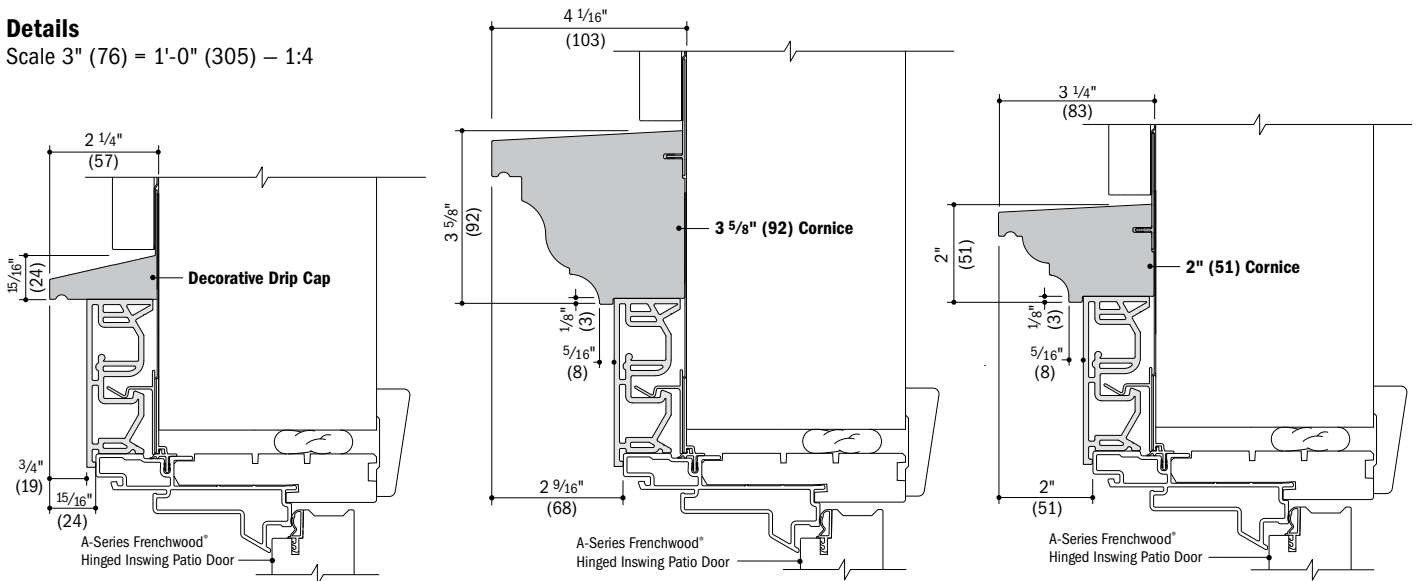


Cornices



Details

Scale 3" (76) = 1'-0" (305) - 1:4



Vertical Section

Decorative Drip Cap over 3 1/2" (89) Flat
A-Series Frenchwood® Hinged Inswing Patio Door

Vertical Section

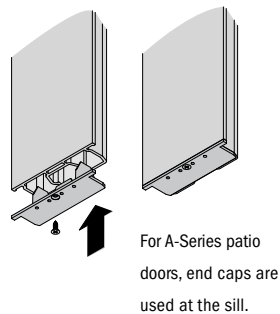
3 5/8" (92) Cornice over 3 1/2" (89) Flat
A-Series Frenchwood® Hinged Inswing Patio Door

Vertical Section

2" (51) Cornice over 3 1/2" (89) Flat
A-Series Frenchwood® Hinged Inswing Patio Door

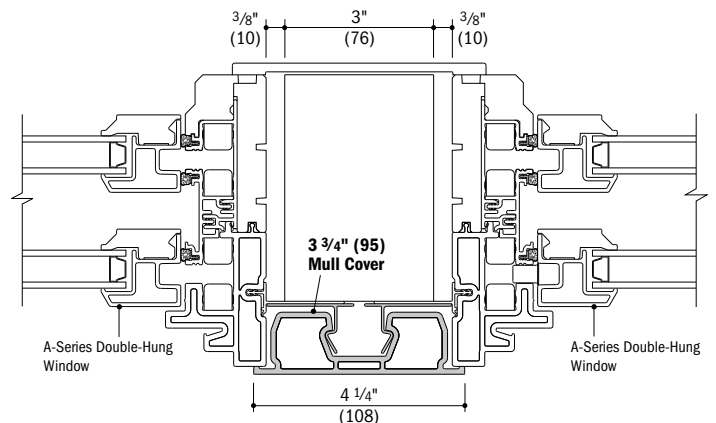
Mull Cover

3 3/4" (95) mull cover is available for installations where windows or patio doors have been installed into separate rough openings to obtain a joined appearance.



Separate Rough Opening Detail

Scale 3" (76) = 1'-0" (305) - 1:4



Horizontal Section

A-Series Double-Hung Windows with Mull Cover

- Typical trim combinations shown. Additional combinations may also be used. Some restrictions apply. For more information contact your Andersen supplier.
- Dimensions in parentheses are in millimeters.
- Details are for illustration only and are not intended to represent product installation methods or materials. Refer to product installation guides at andersenwindows.com.
- Consult with an architect or structural engineer regarding minimum requirements for structural support members between adjacent rough openings.



The Home Depot Special Order Quote

Customer Agreement #: H2674-215749

Printed Date: 10/23/2021

Customer: AGNES WIERZBICKI

Address: 21 LASELL STREET
AUBURNDALE, MA 02466

Phone 1: 202-701-3887

Phone 2: 202-701-3887

Email: AGNES.WIERZBICKI@GMAIL.COM

Store: 2674

Associate: JOSEPH

Address: 100 FIRST AVENUE
WALTHAM, MA 02451

Phone: 781-672-0900

Pre-Savings Total: \$42,357.43

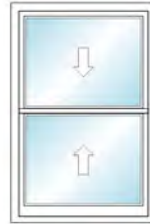
Total Savings: (\$0.00)

Pre-Tax Price: \$42,357.43

All prices are subject to change. Customer is responsible for verifying product selections. The Home Depot will not accept returns for the below products.



Catalog Version 188



RO Size = 32" x 48"
Unit Size = 31 1/4" x 47 1/4"

Line Number	Item Summary	Was Price	Now Price	Quantity	Total Savings	Total Price
100-1	A Series Double-Hung Equal Sash, AA, 31.25 x 47.25, White w/White Sash / Frame:Pine White - Painted Panel:Pine White - Painted	\$774.57	\$774.57	3	\$0.00	\$2,323.71
100-2	Insect Screen 1: A Series Double-Hung, ADH2840 8 Degrees - Moderate Full Screen Aluminum White PN:0400313 Version:07/07/2021	\$46.20	\$46.20	3	\$0.00	\$138.60
Unit 100 Total:		\$820.77	\$820.77		\$0.00	\$2,462.31

Begin Line 100 Descriptions

---- Line 100-1 ----

A Series Double-Hung
Overall Rough Opening = 32" x 48"
Overall Unit = 31 1/4" x 47 1/4"
Installation Zip Code = 02451
U.S. ENERGY STAR® Climate Zone = Northern
Search by Unit Code = No
Standard Width = ADH28XX - RO: 32" | UNIT: 31 1/4"
Standard Height = XX40 - RO: 48" | UNIT: 47 1/4"
Frame Width = 31 1/4
Frame Height = 47 1/4
Unit Code = ADH2840
Frame Option = Standard Flange
Unit Sill Angle = 8 Degrees - Moderate
Frame Depth = 4 9/16"
Venting / Handing = AA
Exterior Frame Color = White
Exterior Sash / Panel Color = White
Interior Frame Wood Species = Pine
Interior Frame Finish Color = White - Painted
Interior Sash / Panel Wood Species = Pine

Glass Construction Type = Dual Pane
Glass Option = Low-E4
High Altitude Breather Tubes = No
Glass Strength = Standard
Glass Tint = No Tint
Specialty Glass = None
Gas Fill = Argon
Glass / Grille Spacer Color = Stainless None
Sash Lift Type = None
Lock Hardware Style = Traditional
Number of Sash Locks = 1
Lock Hardware Color/Finish = White
Window Opening Control Device = No
Insect Screen Type = Full Screen
Insect Screen Material = Aluminum
Insect Screen Color = White
Extension Jamb Type = Interior Extension Jamb
Extension Jamb Profile = Standard
Extension Jamb Species = Pine
Extension Jamb Color = White - Painted

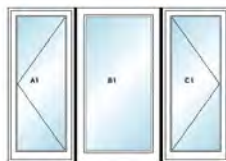
Overall Jamb Depth Range = 5 1/4" to 7 1/8"
Overall Jamb Depth = 6 9/16"
Extension Jamb Configuration = Complete Unit
Extension Jamb
Extension Jamb Application Location = Factory Applied
Installation Material Options = No
Re-Order Item = No
Room Location = 1st flr,family rm
Unit U-Factor = 0.29
Unit Solar Heat Gain Coefficient (SHGC) = 0.3
Unit CPD Number = AND-N-91-01385-00001
U.S. ENERGY STAR Certified = No
Limited Travel = No
Clear Opening Width = 27.1875
Clear Opening Height = 19
Clear Opening Area = 3.58
Insect Screen 1 Part Number = 0400313
SKU = 290211
Vendor Name = S/O ANDERSEN LOGISTICS
Vendor Number = 60509030

---- Line 100-2 Description is the same as line 100-1 ----

End Line 100 Descriptions



Catalog Version 188



RO Size = 78" x 54 3/4"
Unit Size = 77 1/4" x 54"

Line Number	Item Summary	Was Price	Now Price	Quantity	Total Savings	Total Price
200-1	Unit 1, 3: A Series Casement Unit 2: A Series Picture Window-CW, Unit 1: Left, Unit 2: Fixed, Unit 3: Right, Row 1, Row 3: 23.25 x 54, Row 2: 29.25 x 54, White w/White Sash / Frame:Pine White - Painted Panel:Pine Unit 1, 3: White - Painted Unit 2:	\$2,853.17	\$2,853.17	1	\$0.00	\$2,853.17
200-2	Hardware: ACW Traditional Folding White PN:0400202 Version:07/07/2021	\$13.67	\$13.67	1	\$0.00	\$13.67
200-3	Insect Screen 1: A Series Casement, ACW 23.25 x 54 Full Screen Aluminum White Version:07/07/2021	\$56.92	\$56.92	1	\$0.00	\$56.92
200-4	Hardware: ACW Traditional Folding White PN:0400202 Version:07/07/2021	\$13.67	\$13.67	1	\$0.00	\$13.67
200-5	Insect Screen 1: A Series Casement, ACW 23.25 x 54 Full Screen Aluminum White Version:07/07/2021	\$56.92	\$56.92	1	\$0.00	\$56.92
Unit 200 Total:		\$2,994.35	\$2,994.35		\$0.00	\$2,994.35

Begin Line 200 Descriptions

---- Line 200-1 ----

Unit 1, 3: A Series Casement
Unit 2: A Series Picture Window-CW
Overall Joined Rough Opening = 78" x 54 3/4"
Overall Joined Unit = 77 1/4" x 54"
Installation Zip Code = 02451
U.S. ENERGY STAR® Climate Zone = Northern
Search by Unit Code = No
Unit 1, 3: Standard Width = Custom
Unit 1, 3: Standard Height = Custom
Unit 1, 3: Frame Width = 23 1/4
Unit 1, 3: Frame Height = 54
Unit 2: Standard Width = Custom
Unit 2: Standard Height = Custom
Unit 2: Frame Width = 29 1/4
Unit 2: Frame Height = 54
Unit 1: Frame Option = Standard Flange
Unit 1: Frame Depth = 4 9/16"
Unit 1: Venting / Handing = Left
Unit 2: Frame Option = Standard Flange
Unit 2: Frame Depth = 4 9/16"
Unit 2: Venting / Handing = Fixed
Unit 3: Frame Option = Standard Flange
Unit 3: Frame Depth = 4 9/16"
Unit 3: Venting / Handing = Right
Unit 1, 3: Exterior Frame Color = White
Unit 1, 3: Exterior Sash / Panel Color = White

Unit 1, 3: Interior Frame Wood Species = Pine
Unit 1, 3: Interior Frame Finish Color = White - Painted
Unit 1, 3: Interior Sash / Panel Wood Species = Pine
Unit 1, 3: Interior Sash / Panel Finish Color = White - Painted
Unit 2: Exterior Frame Color = White
Unit 2: Exterior Sash / Panel Color = White
Unit 2: Interior Frame Wood Species = Pine
Unit 2: Interior Frame Finish Color = White - Painted
Glass Construction Type = Dual Pane
Glass Option = Low-E4
High Altitude Breather Tubes = No
Glass Strength = Standard
Glass Tint = No Tint
Specialty Glass = None
Gas Fill = Argon
Glass / Grille Spacer Color = Stainless None
Hardware Style = Traditional Folding
Hardware Color/Finish = White
Corrosion Resistant Hardware = None
Window Opening Control Device = No
Insect Screen Type = Full Screen
Insect Screen Material = Aluminum
Insect Screen Color = White
Extension Jamb Type = None

Stool Option = None
Joining Option = Nonreinforced Join - Factory Assembled
Installation Material Options = No
Re-Order Item = No
Room Location = 2nd flr,kitchen
Unit 1, 3: Unit U-Factor = 0.27
Unit 1, 3: Unit Solar Heat Gain Coefficient (SHGC) = 0.27
Unit 1, 3: Unit CPD Number = AND-N-86-02562-00001
Unit 1, 3: U.S. ENERGY STAR Certified = Yes
Unit 1, 3: Clear Opening Width = 13.832
Unit 1, 3: Clear Opening Height = 48.347
Unit 1, 3: Clear Opening Area = 4.644
Unit 2: Unit U-Factor = 0.27
Unit 2: Unit Solar Heat Gain Coefficient (SHGC) = 0.31
Unit 2: Unit CPD Number = AND-N-88-01891-00001
Unit 2: U.S. ENERGY STAR Certified = Yes
Hardware Part Number = 0400202
Vertical
Factory
0.75" thick, 54" length
SKU = 290211
Vendor Name = S/O ANDERSEN LOGISTICS
Vendor Number = 60509030
Customer Service = (888) 888-7020

---- Lines 200-2 to 200-5 have the same description as line 200-1 ----

End Line 200 Descriptions



Catalog Version 188



RO Size = 32" x 72"
Unit Size = 31 1/4" x 71 1/4"

Line Number	Item Summary	Was Price	Now Price	Quantity	Total Savings	Total Price
300-1	A Series Casement, Right, 31.25 x 71.25, White w/White Sash / Frame:Pine White - Painted Panel:Pine White - Painted	\$1,230.84	\$1,230.84	3	\$0.00	\$3,692.52
300-2	Hardware: ACW Traditional Folding White PN:0400202 Version:07/07/2021	\$13.67	\$13.67	3	\$0.00	\$41.01
300-3	Insect Screen 1: A Series Casement, ACW2860 Full Screen Aluminum White Version:07/07/2021	\$60.41	\$60.41	3	\$0.00	\$181.23
Unit 300 Total:		\$1,304.92	\$1,304.92		\$0.00	\$3,914.76

Begin Line 300 Descriptions

---- Line 300-1 ----

A Series Casement
Overall Rough Opening = 32" x 72"
Overall Unit = 31 1/4" x 71 1/4"
Installation Zip Code = 02451
U.S. ENERGY STAR® Climate Zone = Northern
Search by Unit Code = No
Standard Width = ACW28XX - RO: 32" | UNIT: 31 1/4"
Standard Height = XX60 - RO: 72" | UNIT: 71 1/4"
Frame Width = 31 1/4
Frame Height = 71 1/4
Unit Code = ACW2860
Frame Option = Standard Flange
Frame Depth = 4 9/16"
Venting / Handing = Right
Exterior Frame Color = White
Exterior Sash / Panel Color = White
Interior Frame Wood Species = Pine
Interior Frame Finish Color = White - Painted
Interior Sash / Panel Wood Species = Pine
Interior Sash / Panel Finish Color = White - Painted
Glass Construction Type = Dual Pane

Glass Option = Low-E4
High Altitude Breather Tubes = No
Glass Strength = Tempered
Glass Tint = No Tint
Specialty Glass = None
Gas Fill = Argon
Glass / Grille Spacer Color = Stainless
Full Divided Light (FDL)
Specified Equal Light Fractional
Grille Pattern = Specified Equal Light Fractional
Simulated Check Rail = No
Grille Bar Width = 7/8"
Exterior Grille Color = White
Interior Grille Species = Pine
Interior Grille Color = White
2W1HT
Hardware Style = Traditional Folding
Hardware Color/Finish = White
Corrosion Resistant Hardware = None
Window Opening Control Device = No
Insect Screen Type = Full Screen

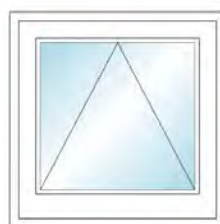
Insect Screen Material = Aluminum
Insect Screen Color = White
Extension Jamb Type = None
Stool Option = None
Installation Material Options = No
Re-Order Item = No
Room Location = 2nd flr,stairs
Unit U-Factor = 0.28
Unit Solar Heat Gain Coefficient (SHGC) = 0.24
Unit CPD Number = AND-N-86-02586-00001
U.S. ENERGY STAR Certified = No
Clear Opening Width = 23.593
Clear Opening Height = 65.625
Clear Opening Area = 10.75
Hardware Part Number = 0400202
SKU = 290211
Vendor Name = S/O ANDERSEN LOGISTICS
Vendor Number = 60509030
Customer Service = (888) 888-7020
Catalog Version Date = 07/07/2021

---- Lines 300-2 to 300-3 have the same description as line 300-1 ----

End Line 300 Descriptions



Catalog Version 188



RO Size = 24" x 24"
Unit Size = 23 1/4" x 23 1/4"

Line Number	Item Summary	Was Price	Now Price	Quantity	Total Savings	Total Price
400-1	A Series Awning-AW, Vent, 23.25 x 23.25, White w/White Sash / Frame:Pine White - Painted Panel:Pine White - Painted	\$563.33	\$563.33	3	\$0.00	\$1,689.99
400-2	Hardware: AAN Traditional Folding White PN:0400205 Version:07/07/2021	\$16.44	\$16.44	3	\$0.00	\$49.32
400-3	Insect Screen 1: A Series Awning-AW, AAN2020 Full Screen Aluminum White Version:07/07/2021	\$27.43	\$27.43	3	\$0.00	\$82.29
Unit 400 Total:		\$607.20	\$607.20		\$0.00	\$1,821.60

Begin Line 400 Descriptions

---- Line 400-1 ----

A Series Awning-AW
 Overall Rough Opening = 24" x 24"
 Overall Unit = 23 1/4" x 23 1/4"
 Installation Zip Code = 02451
 U.S. ENERGY STAR® Climate Zone = Northern
 Search by Unit Code = No
 Standard Width = AAN20XX - RO: 24" | UNIT: 23 1/4"
 Standard Height = XX20 - RO: 24" | UNIT: 23 1/4"
 Frame Width = 23 1/4"
 Frame Height = 23 1/4"
 Unit Code = AAN2020
 Frame Option = Standard Flange
 Frame Depth = 4 9/16"
 Venting / Handing = Vent
 Exterior Frame Color = White
 Exterior Sash / Panel Color = White
 Interior Frame Wood Species = Pine
 Interior Frame Finish Color = White - Painted
 Interior Sash / Panel Wood Species = Pine

Interior Sash / Panel Finish Color = White - Painted
 Glass Construction Type = Dual Pane
 Glass Option = Low-E4
 High Altitude Breather Tubes = No
 Glass Strength = Standard
 Glass Tint = No Tint
 Specialty Glass = None
 Gas Fill = Argon
 Glass / Grille Spacer Color = Stainless None
 Hardware Style = Traditional Folding
 Hardware Color/Finish = White
 Corrosion Resistant Hardware = None
 Insect Screen Type = Full Screen
 Insect Screen Material = Aluminum
 Insect Screen Color = White
 Extension Jamb Type = Interior Extension Jamb
 Extension Jamb Profile = Standard
 Extension Jamb Species = Pine

Extension Jamb Color = White - Painted
 Overall Jamb Depth Range = 5 1/4" to 7 1/8"
 Overall Jamb Depth = 6 9/16"
 Extension Jamb Configuration = Complete Unit Extension Jamb
 Extension Jamb Application Location = Factory Applied
 Installation Material Options = No
 Re-Order Item = No
 Room Location = 1st flr
 Unit U-Factor = 0.27
 Unit Solar Heat Gain Coefficient (SHGC) = 0.26
 Unit CPD Number = AND-N-87-01426-00001
 U.S. ENERGY STAR Certified = Yes
 Hardware Part Number = 0400205
 SKU = 290211
 Vendor Name = S/O ANDERSEN LOGISTICS
 Vendor Number = 60509030
 Customer Service = (888) 888-7020
 Catalog Version Date = 07/07/2021

---- Lines 400-2 to 400-3 have the same description as line 400-1 ----

End Line 400 Descriptions



Catalog Version 188



RO Size = 24" x 24"
 Unit Size = 23 1/4" x 23 1/4"

Line Number	Item Summary	Was Price	Now Price	Quantity	Total Savings	Total Price
500-1	A Series Awning-AW, Stationary, 23.25 x 23.25, White w/White Sash / Frame:Pine White - Painted Panel:Pine White - Painted	\$503.99	\$503.99	1	\$0.00	\$503.99
Unit 500 Total:		\$503.99	\$503.99		\$0.00	\$503.99

Begin Line 500 Description

---- Line 500-1 ----

A Series Awning-AW
 Overall Rough Opening = 24" x 24"
 Overall Unit = 23 1/4" x 23 1/4"
 Installation Zip Code = 02451
 U.S. ENERGY STAR® Climate Zone = Northern
 Search by Unit Code = No
 Standard Width = AAN20XX - RO: 24" | UNIT: 23 1/4"

Exterior Sash / Panel Color = White
 Interior Frame Wood Species = Pine
 Interior Frame Finish Color = White - Painted
 Interior Sash / Panel Wood Species = Pine
 Interior Sash / Panel Finish Color = White - Painted
 Glass Construction Type = Dual Pane
 Glass Option = Low-E4

Extension Jamb Type = None
 Stool Option = None
 Installation Material Options = No
 Re-Order Item = No
 Room Location = 3rd flr bathroom,3rd flr stairs
 Unit U-Factor = 0.27
 Unit Solar Heat Gain Coefficient (SHGC) = 0.26
 Unit CPD Number = AND-N-87-01426-00001

Standard Height = XX20 - RO: 24" | UNIT: 23 1/4"
 Frame Width = 23 1/4
 Frame Height = 23 1/4
 Unit Code = AAN2020
 Frame Option = Standard Flange
 Frame Depth = 4 9/16"
 Venting / Handing = Stationary
 Exterior Frame Color = White

High Altitude Breather Tubes = No
 Glass Strength = Tempered
 Glass Tint = No Tint
 Specialty Glass = None
 Gas Fill = Argon
 Glass / Grille Spacer Color = Stainless
 None

U.S. ENERGY STAR Certified = Yes
 SKU = 290211
 Vendor Name = S/O ANDERSEN LOGISTICS
 Vendor Number = 60509030
 Customer Service = (888) 888-7020
 Catalog Version Date = 07/07/2021

End Line 500 Description



Catalog Version 188



RO Size = 24" x 60"
 Unit Size = 23 1/4" x 59 1/4"

Line Number	Item Summary	Was Price	Now Price	Quantity	Total Savings	Total Price
600-1	A Series Double-Hung Equal Sash, AA, 23.25 x 59.25, White w/White Sash / Frame:Pine White - Painted Panel:Pine White - Painted	\$693.43	\$693.43	2	\$0.00	\$1,386.86
600-2	Insect Screen 1: A Series Double-Hung, ADH2050 8 Degrees - Moderate Full Screen Aluminum White PN:0400303 Version:07/07/2021	\$48.61	\$48.61	2	\$0.00	\$97.22
Unit 600 Total:		\$742.04	\$742.04		\$0.00	\$1,484.08

Begin Line 600 Descriptions

---- Line 600-1 ----

A Series Double-Hung
 Overall Rough Opening = 24" x 60"
 Overall Unit = 23 1/4" x 59 1/4"
 Installation Zip Code = 02451
 U.S. ENERGY STAR® Climate Zone = Northern
 Search by Unit Code = No
 Standard Width = ADH20XX - RO: 24" | UNIT: 23 1/4"
 Standard Height = XX50 - RO: 60" | UNIT: 59 1/4"
 Frame Width = 23 1/4
 Frame Height = 59 1/4
 Unit Code = ADH2050
 Frame Option = Standard Flange
 Unit Sill Angle = 8 Degrees - Moderate
 Frame Depth = 4 9/16"
 Venting / Handing = AA
 Exterior Frame Color = White
 Exterior Sash / Panel Color = White
 Interior Frame Wood Species = Pine
 Interior Frame Finish Color = White - Painted

Interior Sash / Panel Wood Species = Pine
 Interior Sash / Panel Finish Color = White - Painted
 Glass Construction Type = Dual Pane
 Glass Option = Low-E4
 High Altitude Breather Tubes = No
 Glass Strength = Standard
 Glass Tint = No Tint
 Specialty Glass = None
 Gas Fill = Argon
 Glass / Grille Spacer Color = Stainless
 None
 Sash Lift Type = None
 Lock Hardware Style = Traditional
 Number of Sash Locks = 1
 Lock Hardware Color/Finish = White
 Window Opening Control Device = No
 Insect Screen Type = Full Screen
 Insect Screen Material = Aluminum
 Insect Screen Color = White

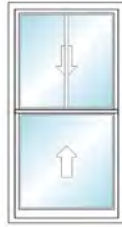
Extension Jamb Type = None
 Stool Option = None
 Installation Material Options = No
 Re-Order Item = No
 Room Location = 3rd flr bedrm 1
 Unit U-Factor = 0.29
 Unit Solar Heat Gain Coefficient (SHGC) = 0.3
 Unit CPD Number = AND-N-91-01385-00001
 U.S. ENERGY STAR Certified = No
 Limited Travel = No
 Clear Opening Width = 19.1875
 Clear Opening Height = 25
 Clear Opening Area = 3.33
 Insect Screen 1 Part Number = 0400303
 SKU = 290211
 Vendor Name = S/O ANDERSEN LOGISTICS
 Vendor Number = 60509030
 Customer Service = (888) 888-7020
 Catalog Version Date = 07/07/2021

---- Line 600-2 Description is the same as line 600-1 ----

End Line 600 Descriptions



Catalog Version 188



RO Size = 32" x 60"
Unit Size = 31 1/4" x 59 1/4"

Line Number	Item Summary	Was Price	Now Price	Quantity	Total Savings	Total Price
700-1	A Series Double-Hung Equal Sash, AA, 31.25 x 59.25, White w/White Sash / Frame:Pine White - Painted Panel:Pine White - Painted	\$817.29	\$817.29	1	\$0.00	\$817.29
700-2	Insect Screen 1: A Series Double-Hung, ADH2850 8 Degrees - Moderate Full Screen Aluminum White PN:0400315 Version:07/07/2021	\$53.26	\$53.26	1	\$0.00	\$53.26
Unit 700 Total:		\$870.55	\$870.55		\$0.00	\$870.55

Begin Line 700 Descriptions

---- Line 700-1 ----

A Series Double-Hung
Overall Rough Opening = 32" x 60"
Overall Unit = 31 1/4" x 59 1/4"
Installation Zip Code = 02451
U.S. ENERGY STAR® Climate Zone = Northern
Search by Unit Code = No
Standard Width = ADH28XX - RO: 32" | UNIT: 31 1/4"
Standard Height = XX50 - RO: 60" | UNIT: 59 1/4"
Frame Width = 31 1/4
Frame Height = 59 1/4
Unit Code = ADH2850
Frame Option = Standard Flange
Unit Sill Angle = 8 Degrees - Moderate
Frame Depth = 4 9/16"
Venting / Handing = AA
Exterior Frame Color = White
Exterior Sash / Panel Color = White
Interior Frame Wood Species = Pine
Interior Frame Finish Color = White - Painted
Interior Sash / Panel Wood Species = Pine
Interior Sash / Panel Finish Color = White - Painted
Glass Construction Type = Dual Pane

Glass Option = Low-E4
High Altitude Breather Tubes = No
Glass Strength = Standard
Glass Tint = No Tint
Specialty Glass = None
Gas Fill = Argon
Glass / Grille Spacer Color = Stainless
Unit 1 Lower Glass: None
Unit 1 Upper Glass: Full Divided Light (FDL)
Unit 1 Upper Glass: Specified Equal Light
Unit 1 Upper Glass: Grille Pattern = Specified Equal Light
Unit 1 Upper Glass: Simulated Check Rail = No
Unit 1 Upper Glass: Grille Bar Width = 7/8"
Unit 1 Upper Glass: Exterior Grille Color = White
Unit 1 Upper Glass: Interior Grille Species = Pine
Unit 1 Upper Glass: Interior Grille Color = White
Unit 1 Upper Glass: 2W1H
Sash Lift Type = None
Lock Hardware Style = Traditional
Number of Sash Locks = 1
Lock Hardware Color/Finish = White
Window Opening Control Device = No

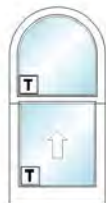
Insect Screen Type = Full Screen
Insect Screen Material = Aluminum
Insect Screen Color = White
Extension Jamb Type = None
Stool Option = None
Installation Material Options = No
Re-Order Item = No
Room Location = 3rd flr bedrm 1
Unit U-Factor = 0.3
Unit Solar Heat Gain Coefficient (SHGC) = 0.27
Unit CPD Number = AND-N-91-01409-00001
U.S. ENERGY STAR Certified = No
Limited Travel = No
Clear Opening Width = 27.1875
Clear Opening Height = 25
Clear Opening Area = 4.72
Insect Screen 1 Part Number = 0400315
SKU = 290211
Vendor Name = S/O ANDERSEN LOGISTICS
Vendor Number = 60509030
Customer Service = (888) 888-7020
Catalog Version Date = 07/07/2021

---- Line 700-2 Description is the same as line 700-1 ----

End Line 700 Descriptions



Catalog Version 188



RO Size = 26 1/8" x 52 13/16"
Unit Size = 25 5/8" x 52 13/16"

Line Number	Item Summary	Was Price	Now Price	Quantity	Total Savings	Total Price
-------------	--------------	-----------	-----------	----------	---------------	-------------

800-1	400 Series Woodwright Springline Single-Hung Equal Sash, Fixed/Active, 25.625 x 52.8125, White w/White Sash / Frame:Pine White - Painted Panel:Pine White - Painted	\$3,061.55	\$3,061.55	2	\$0.00	\$6,123.10
-------	---	------------	------------	---	--------	------------

Unit 800 Total:	\$3,061.55	\$3,061.55	\$0.00	\$6,123.10
------------------------	-------------------	-------------------	---------------	-------------------

Begin Line 800 Description

---- Line 800-1 ----

400 Series Woodwright Springline Single-Hung
 Overall Rough Opening = 26 1/8" x 52 13/16"
 Overall Unit = 25 5/8" x 52 13/16"
 Dimensional Entry Type = Width-Height
 Installation Zip Code = 02451
 U.S. ENERGY STAR® Climate Zone = Northern
 Search by Unit Code = No
 Standard Width = WS20XX - RO: 26 1/8" | UNIT: 25 5/8"
 Standard Height = XX42 - RO: 52 13/16" | UNIT: 52 13/16"
 Frame Width = 25 5/8
 Frame Height = 52 13/16
 Frame Short Side = 40
 Frame Radius = 12.8125
 Unit Code = WS2042
 Venting / Handing = Fixed/Active
 Exterior Frame Color = White
 Exterior Sash / Panel Color = White
 Interior Frame Wood Species = Pine
 Interior Frame Finish Color = White - Painted

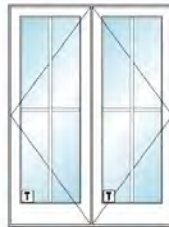
Interior Sash / Panel Wood Species = Pine
 Interior Sash / Panel Finish Color = White - Painted
 Jamb Liner Color = White/White
 Glass Construction Type = Dual Pane
 Glass Option = Low-E4
 High Altitude Breather Tubes = No
 Glass Strength = Tempered
 Glass Tint = No Tint
 Gas Fill = Argon
 Glass / Grille Spacer Color = Stainless None
 DP/PG Upgrade = No
 Sash Lift Type = None
 Lock Hardware Style = Traditional
 Number of Sash Locks = 1
 Lock Hardware Color/Finish = White
 Insect Screen Type = Half Screen
 Insect Screen Material = Aluminum
 Insect Screen Color = White

Exterior Trim Style = None
 Extension Jamb Type = None
 Stool Option = None
 Arch Casing Width = 2 1/2"
 Arch Casing = Ranch
 Arch Casing Species = Pine
 Arch Casing Color = Unfinished
 Installation Material Options = No
 Re-Order Item = No
 Room Location =
 Unit U-Factor = ---
 Unit Solar Heat Gain Coefficient (SHGC) = ---
 Unit CPD Number = ---
 U.S. ENERGY STAR Certified = No
 SKU = 1001796607
 Vendor Name = S/O ANDERSEN LOGISTICS
 Vendor Number = 60509030
 Customer Service = (888) 888-7020
 Catalog Version Date = 07/07/2021

End Line 800 Description



Catalog Version 188



RO Size = 72" x 96"
 Unit Size = 71 1/4" x 95 1/2"

Line Number	Item Summary	Was Price	Now Price	Quantity	Total Savings	Total Price
900-1	A Series Patio Doors 2 Panel-FWO, Assembled Passive Left-Active Right, 71.25 x 95.5, White w/White Sash / Frame:Pine White - Painted Panel:Pine White - Painted	\$4,744.20	\$4,744.20	2	\$0.00	\$9,488.40
900-2	Trim Set 1: FWOD Passive Left-Active Right Tribeca White PN:2577556 Version:07/07/2021	\$199.56	\$199.56	2	\$0.00	\$399.12
900-3	Exterior Keyed Lock 1: FWOD RH Tribeca White PN:2579721 Version:07/07/2021	\$41.02	\$41.02	2	\$0.00	\$82.04
900-4	Insect Screen 1: A Series Patio Doors 2 Panel-FWO, 33 3/32" X 92 3/8" FWOD6080 Full Screen Fiberglass Retractable White PN:2530044 Version:07/07/2021	\$1,116.50	\$1,116.50	2	\$0.00	\$2,233.00
Unit 900 Total:		\$6,101.28	\$6,101.28		\$0.00	\$12,202.56

Begin Line 900 Descriptions

---- Line 900-1 ----

A Series Patio Doors 2 Panel-FWO
 Overall Rough Opening = 72" x 96"
 Overall Unit = 71 1/4" x 95 1/2"
 Installation Zip Code = 02451
 U.S. ENERGY STAR® Climate Zone = Northern
 Search by Unit Code = No

High Altitude Breather Tubes = No
 Glass Strength = Tempered
 Glass Tint = No Tint
 Specialty Glass = None
 Gas Fill = Argon
 Glass / Grille Spacer Color = Stainless

Insect Screen Type = Full Screen
 Insect Screen Material = Fiberglass
 Insect Screen Frame Type = Retractable
 Insect Screen Color = White
 Sill Step = No
 Exterior Trim Style = None

Standard Width = FWOD60XX - RO: 72" | UNIT: 71 1/4"
 Standard Height = XX80 - RO: 96" | UNIT: 95 1/2"
 Frame Width = 71 1/4
 Frame Height = 95 1/2
 Unit Code = FWOD6080
 Frame Depth = 4 9/16"
 Sill Style = Gray Appearance
 Venting / Handing = Passive Left-Active Right
 Exterior Frame Color = White
 Exterior Sash / Panel Color = White
 Interior Frame Wood Species = Pine
 Interior Frame Finish Color = White - Painted
 Interior Sash / Panel Wood Species = Pine
 Interior Sash / Panel Finish Color = White - Painted
 Patio Door Assembly = Factory Assembled
 Glass Construction Type = Dual Pane
 Glass Option = Low-E4

Full Divided Light (FDL)
 Specified Equal Light
 Grille Pattern = Specified Equal Light
 Simulated Check Rail = No
 Grille Bar Width = 1 1/8"
 Exterior Grille Color = White
 Interior Grille Species = Pine
 Interior Grille Color = White
 2W2H
 DP/PG Upgrade = No
 Hardware Style = Tribeca
 Hardware Color/Finish = White
 Temporary Construction Trim Set = None
 Exterior Keyed Lock = Yes
 Lock Cylinder Keyed Alike = No
 Corrosion Resistant Hinges = None
 Corrosion Resistant Locking Mechanism = None

Extension Jamb Type = None
 Installation Material Options = No
 Re-Order Item = No
 Room Location = 2nd flr dining rm & kitchen
 Unit U-Factor = 0.31
 Unit Solar Heat Gain Coefficient (SHGC) = 0.18
 Unit CPD Number = AND-N-93-02593-00001
 U.S. ENERGY STAR Certified = No
 Trim Set 1 Part Number = 2577556
 Exterior Keyed Lock 1 Part Number = 2579721
 Insect Screen 1 Part Number = 2530044
 SKU = 1000012828
 Vendor Name = S/O ANDERSEN LOGISTICS
 Vendor Number = 60509030
 Customer Service = (888) 888-7020
 Catalog Version Date = 07/07/2021

---- Lines 900-2 to 900-4 have the same description as line 900-1 ----

End Line 900 Descriptions



Catalog Version 235



Interior
 Exterior

Call Width = 6/0, Call Height = 6/8,
 Frame Width = 74.8125, Frame
 Height = 81.1875

Line Number	Item Summary	Was Price	Now Price	Quantity	Total Savings	Total Price
1000-1	Patio Door Fiberglass Double Entry Door 74.8125 x 81.1875 Smooth-Star Full Lite W/ Stile Lines	\$2,712.28	\$2,712.28	2	\$0.00	\$5,424.56
Unit 1000 Total:		\$2,712.28	\$2,712.28		\$0.00	\$5,424.56

Begin Line 1000 Description

---- Line 1000-1 ----

Patio Door Fiberglass Double Entry Door 74.8125 x 81.1875
 Call Width = 6/0, Call Height = 6/8, Frame Width = 74.8125, Frame Height = 81.1875
 Impact Rated = No
 Patio Handing = Outswing FL

Glass Layout = Full Lite, Material = Smooth-Star, Panel Design = Full Lite W/ Stile Lines, Glass Size = 22x64, Glass Type = Mini Blinds, Grille Style = None, Glass Style = Blinds Raise/Tilt No Grid, Low-E = Yes, Caming Option = None, Model = S130-RTLE, Energy Star Rated = No
 Prefinish Options = No Prefinishing
 Jamb Depth = 6 9/16", Jamb Material = Frame Saver, Sill Type = Composite Outswing, Sill Finish = Mill Finish, Sill Pan = No, Protective Sill Cover = Yes, Weatherstrip Option = Compression Bronze
 Door Bore = Double Bore 2 3/8" Backset,
 Deadbolt Strike Jamb Prep = DBMS, Hinge Type = NRP, Hinge Finish = Brushed Nickel

Exterior Casing = None
 Door U-Factor = 0.31, Door Solar Heat Gain Coefficient = 0.21
 Room Location = 1st flr guest rm & mudrm
 SKU = 1001713229, Vendor Number = 60010502, Vendor Name = REEB, Customer Service Number = 888-321-7332, Catalog Version Date = 10/04/2021

End Line 1000 Description



Catalog Version 188



RO Size = 24" x 24"
Unit Size = 23 1/4" x 23 1/4"

Line Number	Item Summary	Was Price	Now Price	Quantity	Total Savings	Total Price
1100-1	A Series Awning-AW, Stationary, 23.25 x 23.25, White w/White Sash / Frame:Pine White - Painted Panel:Pine White - Painted	\$593.71	\$593.71	1	\$0.00	\$593.71
Unit 1100 Total:		\$593.71	\$593.71		\$0.00	\$593.71

Begin Line 1100 Description

---- Line 1100-1 ----

<p>A Series Awning-AW Overall Rough Opening = 24" x 24" Overall Unit = 23 1/4" x 23 1/4" Installation Zip Code = 02451 U.S. ENERGY STAR® Climate Zone = Northern Search by Unit Code = No Standard Width = AAN20XX - RO: 24" UNIT: 23 1/4" Standard Height = XX20 - RO: 24" UNIT: 23 1/4" Frame Width = 23 1/4" Frame Height = 23 1/4" Unit Code = AAN2020 Frame Option = Standard Flange Frame Depth = 4 9/16" Venting / Handing = Stationary Exterior Frame Color = White Exterior Sash / Panel Color = White Interior Frame Wood Species = Pine</p>	<p>Interior Frame Finish Color = White - Painted Interior Sash / Panel Wood Species = Pine Interior Sash / Panel Finish Color = White - Painted Glass Construction Type = Dual Pane Glass Option = Low-E4 High Altitude Breather Tubes = No Glass Strength = Tempered Glass Tint = No Tint Specialty Glass = None Gas Fill = Argon Glass / Grille Spacer Color = Stainless None Extension Jamb Type = Interior Extension Jamb Extension Jamb Profile = Standard Extension Jamb Species = Pine Extension Jamb Color = White - Painted</p>	<p>Overall Jamb Depth Range = 5 1/4" to 7 1/8" Overall Jamb Depth = 6 9/16" Extension Jamb Configuration = Complete Unit Extension Jambs Extension Jamb Application Location = Factory Applied Installation Material Options = No Re-Order Item = No Room Location = 1st flr stairs Unit U-Factor = 0.27 Unit Solar Heat Gain Coefficient (SHGC) = 0.26 Unit CPD Number = AND-N-87-01426-00001 U.S. ENERGY STAR Certified = Yes SKU = 290211 Vendor Name = S/O ANDERSEN LOGISTICS Vendor Number = 60509030 Customer Service = (888) 888-7020 Catalog Version Date = 07/07/2021</p>
--	--	--

End Line 1100 Description



Catalog Version 188



RO Size = 18" x 60"
Unit Size = 17 1/4" x 59 1/4"

Line Number	Item Summary	Was Price	Now Price	Quantity	Total Savings	Total Price
1200-1	A Series Double-Hung Equal Sash, AA, Rough Opening 18 x 60, 17.25 x 59.25, White w/White Sash / Frame:Pine White - Painted Panel:Pine White - Painted	\$928.45	\$928.45	2	\$0.00	\$1,856.90
1200-2	Insect Screen 1: A Series Double-Hung, ADH 17.25 x 59.25 8 Degrees - Moderate Full Screen Aluminum White Version:07/07/2021	\$56.30	\$56.30	2	\$0.00	\$112.60
Unit 1200 Total:		\$984.75	\$984.75		\$0.00	\$1,969.50

Begin Line 1200 Descriptions

---- Line 1200-1 ----

<p>A Series Double-Hung</p>	<p>Interior Sash / Panel Finish Color = White -</p>	<p>Extension Jamb Type = None</p>
-----------------------------	---	-----------------------------------

Overall Rough Opening = 18" x 60"
 Overall Unit = 17 1/4" x 59 1/4"
 Installation Zip Code = 02451
 U.S. ENERGY STAR® Climate Zone = Northern
 Search by Unit Code = No
 Standard Width = Custom
 Standard Height = Custom
 Frame Width = 17 1/4
 Frame Height = 59 1/4
 Frame Option = Standard Flange
 Unit Sill Angle = 8 Degrees - Moderate
 Frame Depth = 4 9/16"
 Venting / Handing = AA
 Exterior Frame Color = White
 Exterior Sash / Panel Color = White
 Interior Frame Wood Species = Pine
 Interior Frame Finish Color = White - Painted
 Interior Sash / Panel Wood Species = Pine

Painted
 Glass Construction Type = Dual Pane
 Glass Option = Low-E4
 High Altitude Breather Tubes = No
 Glass Strength = Tempered
 Glass Tint = No Tint
 Specialty Glass = None
 Gas Fill = Argon
 Glass / Grille Spacer Color = Stainless
 None
 Sash Lift Type = None
 Lock Hardware Style = Traditional
 Number of Sash Locks = 1
 Lock Hardware Color/Finish = White
 Window Opening Control Device = No
 Insect Screen Type = Full Screen
 Insect Screen Material = Aluminum
 Insect Screen Color = White

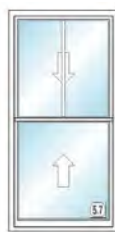
Stool Option = None
 Installation Material Options = No
 Re-Order Item = No
 Room Location = 3rd flr bathroom
 Unit U-Factor = 0.29
 Unit Solar Heat Gain Coefficient (SHGC) = 0.3
 Unit CPD Number = AND-N-91-01385-00001
 U.S. ENERGY STAR Certified = No
 Limited Travel = No
 Clear Opening Width = 13.194
 Clear Opening Height = 24.979
 Clear Opening Area = 2.2887
 SKU = 290211
 Vendor Name = S/O ANDERSEN LOGISTICS
 Vendor Number = 60509030
 Customer Service = (888) 888-7020
 Catalog Version Date = 07/07/2021

---- Line 1200-2 Description is the same as line 1200-1 ----

End Line 1200 Descriptions



Catalog Version 188



RO Size = 36" x 72"
 Unit Size = 35 1/4" x 71 1/4"

Line Number	Item Summary	Was Price	Now Price	Quantity	Total Savings	Total Price
1300-1	A Series Double-Hung Equal Sash, AA, 35.25 x 71.25, White w/White Sash / Frame:Pine White - Painted Panel:Pine White - Painted	\$933.45	\$933.45	2	\$0.00	\$1,866.90
1300-2	Insect Screen 1: A Series Double-Hung, ADH3060 8 Degrees - Moderate Full Screen Aluminum White Version:07/07/2021	\$62.73	\$62.73	2	\$0.00	\$125.46
Unit 1300 Total:		\$996.18	\$996.18		\$0.00	\$1,992.36

Begin Line 1300 Descriptions

---- Line 1300-1 ----

A Series Double-Hung
 Overall Rough Opening = 36" x 72"
 Overall Unit = 35 1/4" x 71 1/4"
 Installation Zip Code = 02451
 U.S. ENERGY STAR® Climate Zone = Northern
 Search by Unit Code = No
 Standard Width = ADH30XX - RO: 36" | UNIT: 35 1/4"
 Standard Height = XX60 - RO: 72" | UNIT: 71 1/4"
 Frame Width = 35 1/4
 Frame Height = 71 1/4
 Unit Code = ADH3060
 Frame Option = Standard Flange
 Unit Sill Angle = 8 Degrees - Moderate
 Frame Depth = 4 9/16"
 Venting / Handing = AA
 Exterior Frame Color = White
 Exterior Sash / Panel Color = White
 Interior Frame Wood Species = Pine
 Interior Frame Finish Color = White - Painted
 Interior Sash / Panel Wood Species = Pine
 Interior Sash / Panel Finish Color = White -

Glass Option = Low-E4
 High Altitude Breather Tubes = No
 Glass Strength = Standard
 Glass Tint = No Tint
 Specialty Glass = None
 Gas Fill = Argon
 Glass / Grille Spacer Color = Stainless
 Unit 1 Lower Glass: None
 Unit 1 Upper Glass: Full Divided Light (FDL)
 Unit 1 Upper Glass: Specified Equal Light
 Unit 1 Upper Glass: Grille Pattern = Specified Equal Light
 Unit 1 Upper Glass: Simulated Check Rail = No
 Unit 1 Upper Glass: Grille Bar Width = 7/8"
 Unit 1 Upper Glass: Exterior Grille Color = White
 Unit 1 Upper Glass: Interior Grille Species = Pine
 Unit 1 Upper Glass: Interior Grille Color = White
 Unit 1 Upper Glass: 2W1H
 Sash Lift Type = None
 Lock Hardware Style = Traditional
 Number of Sash Locks = 1
 Lock Hardware Color/Finish = White

Insect Screen Type = Full Screen
 Insect Screen Material = Aluminum
 Insect Screen Color = White
 Extension Jamb Type = None
 Stool Option = None
 Installation Material Options = No
 Re-Order Item = No
 Room Location = 2nd flr sunrm
 Unit U-Factor = 0.3
 Unit Solar Heat Gain Coefficient (SHGC) = 0.27
 Unit CPD Number = AND-N-91-01409-00001
 U.S. ENERGY STAR Certified = No
 Limited Travel = No
 Clear Opening Width = 31.1875
 Clear Opening Height = 31
 Clear Opening Area = 6.71
 SKU = 290211
 Vendor Name = S/O ANDERSEN LOGISTICS
 Vendor Number = 60509030
 Customer Service = (888) 888-7020
 Catalog Version Date = 07/07/2021

Painted
Glass Construction Type = Dual Pane

Window Opening Control Device = No

---- Line 1300-2 Description is the same as line 1300-1 ----

End Line 1300 Descriptions



Limited Warranty

A-SERIES

OWNER²OWNER
LIMITED WARRANTY

Para ver la versión, en español, de esta Garantía limitada y Proceso de resolución de controversias, visite andersenwindows.com

LIMITED WARRANTY AND DISPUTE RESOLUTION PROCESS

IMPORTANT: Please carefully read the Dispute Resolution Process that appears in this document after the Limited Warranty. The Dispute Resolution Process includes class action and jury trial waivers that affect your legal rights. To opt out of these waivers, you must visit our website at www.andersenwindows.com/optout and complete the opt-out form within one year from the date of purchase of your Andersen® products from a dealer or retailer. The opt-out only applies to the terms of the Dispute Resolution Process.

A-Series Windows & Doors Limited Warranty

Transferable Limited Warranty on Glass

The glass in Andersen® factory glazed A-Series window and door units (including dual-pane glass, High-Performance Low-E4® glass, High-Performance Low-E4® Sun glass, High-Performance Low-E4® SmartSun glass, High-Performance Low-E4® PassiveSun glass, HeatLock® glass, Low-E glass, patterned glass (including obscure, pebble, fern, reed and cascade designs), Finelight™ grilles, divided light grilles and tempered versions of these glass options) is warranted to be free from defects in manufacturing, materials and workmanship for a period of twenty (20) years from the date of purchase from the retailer/dealer. It is also warranted not to develop, under normal conditions, any material obstruction of vision or stress cracks resulting from manufacturing defects or as a result of premature failure of the glass or organic seal for a period of twenty (20) years from the date of purchase from the retailer/dealer. Patterned glass (including obscure, pebble, fern, reed and cascade designs) is warranted not to develop, under normal conditions, any material change in appearance or stress cracks resulting from manufacturing defects or as a result of premature failure of the glass or organic seal for a period of twenty (20) years from the date of purchase from the retailer/dealer. This limited warranty on glass does not apply to special order glazings, discontinued glass, Andersen® art glass, insulated art glass, impact-resistant glass or glass that is not factory installed by Andersen.

In the event a glass failure occurs as a result of a defect in manufacturing, materials or workmanship within the limited warranty period, Andersen, at its option, will: (1) provide the appropriate replacement glass product to the Andersen retailer/dealer you specify — labor is not included; or (2) provide a factory-authorized repair to the existing glass at no cost to you; or (3) refund the original purchase price. Such replacement parts or repairs are warranted for the remainder of the original limited warranty period.

Transferable Limited Warranty on Components Other Than Glass

Non-glass portions of Andersen® A-Series windows and doors (including non-electric operators, locks, lifts, balance systems, hinges, handles, insect screens, weatherstripping, exterior trim, sash and frame members) are warranted to be free from defects in manufacturing, materials and workmanship for a period of ten (10) years from the date of purchase from the retailer/dealer. This limited warranty does not apply to Andersen electric window operators, retractable insect screens or finishes on bright brass and satin nickel door hardware.

In the event a component other than glass fails as a result of a defect in manufacturing, materials or workmanship within the limited warranty period,

Andersen, at its option, will: (1) provide replacement parts to the Andersen retailer/dealer you specify — labor is not included; or (2) provide a factory-authorized repair to the existing component at no cost to you; or (3) refund the original purchase price. Such replacement parts or repairs are warranted for the remainder of the original limited warranty period.

Transferable Limited Warranty on Corrosion-Resistant Hardware and Outswing Patio Door Hinges

Corrosion-resistant hardware (includes casement and awning operator and sash attachment bracket, hinges, lock mechanism for inswing and outswing patio doors and outswing patio door corrosion-resistant hinges) is warranted to be free from mechanical failure due to corrosion caused by an electrolytic chemical reaction involving atmospheric salts, such as what may occur in coastal applications for a period of ten (10) years from the date of purchase from the retailer/dealer. What is not covered by this corrosion-resistant hardware warranty: any and all aesthetic discoloration or pitting that may occur due to environmental conditions. Minimum maintenance such as cleaning with a mild detergent on a regular basis may be necessary to maintain the original hardware appearance.

The finish on corrosion-resistant outswing patio door hinges is warranted to be free from defects in manufacturing, materials and workmanship and warranted not to tarnish, peel, pit, flake, discolor or corrode for a period of ten (10) years from the date of purchase from the retailer/dealer.

In the event there is a mechanical failure of the corrosion-resistant hardware, lock mechanism for inswing or outswing patio doors or the exterior hinges of an outswing hinged patio door or there is a defect in the finish on corrosion-resistant outswing patio door hinges within the limited warranty period, Andersen, at its option, will: (1) provide replacement parts to the Andersen retailer/dealer you specify - installation labor is not included; or (2) refund the original purchase price. Such replacement parts are warranted for the remainder of the original limited warranty period.

Transferable Limited Warranty on Exterior Coatings

The coatings on exterior components (frame, sash, panel, window sills, patio door sills, grilles and exterior trim) on casement, awning, double-hung, picture, and transom windows, patio doors (inswing outswing, gliding) and sidelights are warranted not to develop corrosion caused by an electrolytic chemical reaction involving atmospheric salts, such as what may occur in coastal applications, for as long as the product is installed in its original structure.

What is not covered by this exterior coatings warranty: A-Series specialty windows and complementary patio doors, accessories and hardware such as insect screens, coil stock, hinges, handle trim sets and lock components.

In the event there is a defect covered by this limited warranty for exterior coatings within the limited warranty period, Andersen, at its option will: 1) refinish the product — labor is included (the finish will be applied with standard commercial refinishing techniques and may not be the same finish as originally applied to the product), 2) repair the product, 3) provide replacement part(s) or product(s) to the Andersen retailer/dealer you specify — labor is not included or 4) refund the original purchase price. Such replacement parts or repairs are warranted for the remainder of the original limited warranty period.

Transferable Limited Warranty on Exterior Color Finish

The color finish on exterior components (frame, sash, panel, window sills and grilles) on Andersen® A-Series casement, awning, double-hung, picture, transom windows, specialty windows, complementary windows, patio doors (inswing, outswing, gliding and sidelights) and complementary patio doors is warranted not to flake, blister, crack, peel, pit, corrode, or lose adhesion for a period of twenty (20) years from the date of purchase from the retailer/dealer.

The color finish on exterior components (frame, sash, panel, window sills and grilles) on Andersen® A-Series casement, awning, double-hung, picture, transom windows, specialty windows, complementary windows, patio doors (inswing, outswing, gliding and sidelights) and complementary patio doors is warranted to be free from manufacturing defects resulting in color fade greater than 5 delta E* (Hunter) (when measured in accordance with ASTM D2244-16el) for a period of ten (10) years from the date of purchase from the retailer/dealer.

What is not covered by this exterior color finish warranty: accessories and hardware, including insect screen frames, patio door sills, hinges, handles, trim sets and lock components, exterior trim profiles, exterior aluminum coil stock and complementary patio door insert panels.

In the event there is a defect covered by this limited warranty for exterior color finish within the limited warranty period, Andersen, at its option, will: 1) refinish the product - labor is included (the finish will be applied with standard commercial refinishing techniques and may not be the same finish as originally applied to the product), 2) repair the product, 3) provide replacement part(s) or product(s) to the Andersen retailer/dealer you specify - labor is not included or 4) refund the original purchase price. Such replacement parts or repairs are warranted for the remainder of the original limited warranty period.

^Technical measurement of color fade.

Transferable Limited Warranty on Patio Doors with Shades/Blinds in Insulated Glass

Andersen® patio doors with shades/blinds in insulated glass (including insulated glass, shade/blind, insulated glass seal and external control mechanisms attached to the glass, hinges, handles, insect screens, weatherstripping, and frame members) are warranted to be free from defects in manufacturing, materials and workmanship for a period of ten (10) years from the date of purchase from the retailer/dealer.

In the event of a glass failure or failure in the shades or blinds between the glass as a result of a defect in manufacturing, materials or workmanship within the limited warranty period, Andersen, at its option, will: (1) provide the appropriate glass replacement product to the Andersen retailer/dealer you specify — labor is not included; or (2) provide a factory-authorized repair to the existing glass component at no cost to you; or (3) refund the original purchase price. Such replacement parts or repairs are warranted for the remainder of the original limited warranty period.

Transferable Limited Warranty for A-Series Products with Stormwatch® Protection (Glazed with Impact-Resistant Glass)

Andersen® A-Series window and door units glazed with impact-resistant glass are warranted to be free from defects in manufacturing, materials and workmanship for a period of ten (10) years from the date of purchase from the retailer/dealer. The glass in A-Series windows and doors with impact-resistant glass is also warranted not to develop, under normal conditions, any material obstruction of vision or broken glass resulting from manufacturing defects or as a result of premature failure of the glass or organic seal for a period of ten (10) years from the date of purchase from the retailer/dealer. This limited warranty does not apply to special glazings, Andersen art glass, insulated art glass, glass that is not factory installed by Andersen, Andersen electric window operators, retractable insect screens and the finish on bright brass or satin nickel door hardware.

In the event a component fails as a result of a defect in manufacturing, materials or workmanship within the limited warranty period, Andersen, at its option, will: (1) provide replacement parts to the Andersen retailer/dealer you specify — installation labor is not included; or (2) provide a factory authorized repair to the existing component at no cost to you; or (3) refund the original purchase price. Such replacement parts or repairs are warranted for the remainder of the original limited warranty period.

No Other Warranties or Representations

THIS LIMITED WARRANTY IS IN LIEU OF ALL OTHER WARRANTIES, EXPRESS OR IMPLIED, INCLUDING, BUT NOT LIMITED TO, ANY IMPLIED WARRANTIES OF MERCHANTABILITY OR FITNESS FOR A PARTICULAR PURPOSE. ALL WARRANTIES ARE LIMITED TO THE APPLICABLE STATUTE OF LIMITATIONS BUT IN NO CASE WILL EXTEND BEYOND THE LIMITED WARRANTY PERIODS SPECIFIED ABOVE. ANDERSEN EXCLUDES AND WILL NOT BE LIABLE FOR ANY INCIDENTAL OR CONSEQUENTIAL DAMAGES, WHETHER ARISING OUT OF CONTRACT, TORT OR OTHERWISE. THE REMEDY OF REPAIR, REPLACEMENT OR REFUND OF THE ACTUAL PURCHASE PRICE OF THE PRODUCT PROVIDED BY THIS LIMITED WARRANTY IS THE EXCLUSIVE REMEDY WITH RESPECT TO ANY AND ALL LOSS OR DAMAGE.

Applicable Law

This Limited Warranty is only applicable in the U.S.A. (i.e. the fifty states and the District of Columbia). This Limited Warranty gives you specific legal rights, and you may also have other rights which may vary from state to state. Some states do not allow the exclusion or limitation of incidental or consequential damages or limitation of the duration of an implied warranty, so the above limitations or exclusions may not apply to you. If any specific term of this Limited Warranty is prohibited by any applicable law, it shall be null and void, but the remainder of this Limited Warranty shall remain in full force and effect.

What is NOT covered by this Limited Warranty:

In addition to any other limitations or exclusions in this Limited Warranty, Andersen shall have no obligation for product failure, damage or costs due to or related to the following:

- Adjustments or corrections due to improper installation.
- Product modifications or glass shading devices (e.g., glass tinting, security systems, improper painting or staining, insulated coverings, etc.).
- Units improperly assembled or improperly mulled by others.
- Failure due to the application of non-Andersen hardware (e.g., locksets, trim sets, hinges, panic hardware, closers, etc.).
- Failure to properly install Andersen hardware and/or exterior trim.
- Failure to remove protective film within recommended time frames.
- Adjustments or corrections due to improper installation.
- Improper installation or use, including use of a non-commercial door as a main entrance or exit door for a building other than a single-family residential unit or re-installing an Andersen window or door after it has been removed from a building and re-sold and/or re-installed in a different building.
- Installing a storm door over or with a patio door.
- Exposure to conditions beyond published performance specifications.
- Water infiltration other than as a result of a defect in manufacturing, materials or workmanship.
- Condensation.
- Improper maintenance, such as use of brick wash, razor blades, sealants, sanding or improper washing.
- Failing to properly seal and maintain the exposed wood portions of a product. This includes, but is not limited to, the exposed wood on all sides of a door panel (e.g., exterior, interior, top, bottom, and both sides), a door frame and wood grilles.
- Obtaining safe and reasonable access to the product.
- Chemicals or airborne pollutants, such as salt or acid rain.
- Delivery by others.
- Accidents.
- Acts of God.
- Normal wear and tear.

Additional items excluded from this limited warranty:

- Labor to replace sash or door panels, glass or other components.
- Labor and other costs related to the removal and disposal of defective product.
- Labor and materials to paint or stain any repaired or replaced product, component, trim or other carpentry work that may be required.
- Products not manufactured by Andersen.
- The performance of the low-maintenance exterior glass coating on products with High-Performance Low-E4® glass. Performance will vary depending on environmental conditions.
- Minor warping of wood and clad-wood doors. Andersen may defer actions on any claim for warping for a period of up to twelve (12) months from the date of the claim in order to permit conditioning and equalization to humidity and temperature conditions.
- Slight glass curvature, minor scratches or other imperfections in the glass that do not impair structural integrity or significantly obscure normal vision.

- The appearance of anodized finishes
- Rattling of grille bars within an air space.
- Insects passing through or around the insect screen.
- Tarnish or corrosion to hardware finishes, except components warranted under the Transferable Limited Warranty on Corrosion-Resistant Hardware and Outswing Patio Door Hinges.
- Stress cracks as a result of improper installation.
- Broken glass.
- Special glazings. Contact us concerning the limited warranty on special glazings.
- Electric window operators, retractable insect screens and bright brass and satin nickel finishes on door hardware. Contact us or refer to the specific limited warranties for these products.
- Other product series, some products, and accessories have their own limited warranties and are not covered by this limited warranty.
Visit www.andersenwindows.com/warranty for more information.
- Service trips to provide instruction on product use.

How to register your Owner-To-Owner® Limited Warranty

Andersen offers quick, easy warranty registration on our website. Just go to www.andersenwindows.com/warranty and submit your warranty information online. All warranty information is treated confidentially and will not be sold or traded to any person or organization outside of Andersen and the Andersen Dealer Network.



Warranty Claim Procedure

To make a claim under this Limited Warranty, contact the Andersen retailer/dealer who sold you your Andersen® product. Or, you may contact us at:

Andersen Windows, Inc./Andersen Service Center
100 Fourth Avenue North
Bayport, MN 55003-1096

You may also contact us using the Parts & Service section of our website at www.andersenwindows.com or reach us by phone at 1-888-888-7020.

You can help us serve you faster by providing the following important information:

- Description of the product such as the exterior color, unit type and size and inside visible glass measurements.
- Glass logo information etched in the inside corner of the glass.
- Description of product concerns.
- Documentation of the purchase date, if available.
- Your name, address (with zip code) where the product is installed and telephone numbers.

Contact the Andersen retailer/dealer who sold you your Andersen product prior to installation if you observe an issue with your unit.

Non-Warranty Repair

You will be responsible for all costs related to any repair that is not covered by this Limited Warranty or which is outside of the applicable limited warranty periods. When warranty coverage is unclear, Andersen may charge an inspection fee for any on-site product inspection. If the inspector determines the Andersen® product has a defect covered by this Limited Warranty, the inspection fee will be waived.

For specific warranty information outside the United States, please contact your local distributor or write to:

Andersen Windows, Inc./International Division
100 Fourth Avenue North
Bayport, MN 55003-1096 USA

DISPUTE RESOLUTION PROCESS

General

If you are dissatisfied with the remedy provided to you under the Limited Warranty set forth above or have any other claim against Andersen related to your Andersen® products, you and Andersen agree to resolve the claim using the following process ("Dispute Resolution Process"). This Dispute Resolution Process will apply to claims of any nature relating to your Andersen product ("Dispute(s)"). Disputes include, but are not limited to, claims for breach of contract or breach of warranty, claims for violation of state or federal laws or regulations, claims based in tort, negligence or product liability, claims based in fraud or fraud in the inducement, marketing or advertising claims and claims related to the enforceability or effect of any term of the Limited Warranty or the Dispute Resolution Process, including, but not limited to, the waivers of class action and jury trials.

Notice Required

To assert a Dispute, you must first provide Andersen with written notice. A Notice of Dispute form is available for your use on Andersen's website at www.andersenwindows.com/noticeofdispute.

Andersen Response

Andersen will have 60 days from receipt of your Notice of Dispute to respond to you in writing. In that response or at any later time, Andersen may make one or more written offers to you to resolve your Dispute.

No Class Action or Jury Trials

YOU AGREE THAT YOU MAY ASSERT DISPUTES AGAINST ANDERSEN ONLY ON AN INDIVIDUAL BASIS AND NOT AS A PLAINTIFF OR CLASS MEMBER IN ANY CLASS OR REPRESENTATIVE ACTION OR PROCEEDING. AS PART OF THIS DISPUTE RESOLUTION PROCESS, YOU AND ANDERSEN ALSO AGREE TO WAIVE ANY RIGHT TO A JURY AND AGREE TO HAVE ALL DISPUTES HEARD AND DECIDED SOLELY BY THE FEDERAL OR STATE COURT JUDGE.

Opt-Out Procedure

You may opt out of this Dispute Resolution Process by completing and submitting a written Opt-Out Notice. The Opt-Out Notice is located on Andersen's website at www.andersenwindows.com/optout. Whether or not you opt out of the Dispute Resolution Process, all terms of the Limited Warranty set forth above remain in force and effect.

Applicable Law and Severability

This Dispute Resolution Process, including, but not limited to, issues related to its enforceability and effect, will be governed by the laws of the State of Minnesota without regard to conflict of law principles. If any term of this Dispute Resolution Process is found to be invalid or unenforceable in any particular jurisdiction, that term will not apply to that issue in that jurisdiction. Instead, that term will be severed with the remaining terms continuing in full force and effect.

Questions

If you have questions about the Dispute Resolution Process or Opt-Out Procedure, contact us at 844-332-7972.

Limited Warranty

400 SERIES
200 SERIES

OWNER²OWNER
LIMITED WARRANTY

Units Manufactured After November 6, 2015

Para ver la versión, en español, de esta Garantía limitada y Proceso de resolución de controversias, visite andersenwindows.com

LIMITED WARRANTY AND DISPUTE RESOLUTION PROCESS

IMPORTANT: Please carefully read the Dispute Resolution Process that appears in this document after the Limited Warranty. The Dispute Resolution Process includes class action and jury trial waivers that affect your legal rights. To opt out of these waivers, you must visit our website at www.andersenwindows.com/optout and complete the opt-out form within one year from the date of purchase of your Andersen® products from a dealer or retailer. The opt-out only applies to the terms of the Dispute Resolution Process.

400 Series/200 Series Windows & Doors Limited Warranty

Transferable Limited Warranty on Glass

The glass in Andersen® factory glazed windows and doors (including dual-pane glass, High-Performance Low-E4® glass, High-Performance Low-E4® Sun glass, High-Performance Low-E4® SmartSun™ glass, High-Performance Low-E4® PassiveSun® glass, Heatlock® glass, Low-E glass, patterned glass (including obscure, pebble, fern, reed and cascade designs)), Finelight™ grilles, divided light grilles and tempered versions of these glass options is warranted to be free from defects in manufacturing, materials and workmanship for twenty (20) years from the date of purchase from the retailer/dealer. It is also warranted not to develop, under normal conditions, any material obstruction of vision resulting from manufacturing defects or as a result of premature failure of the glass or organic seal for twenty (20) years from the date of purchase from the retailer/dealer. Patterned glass (including obscure, pebble, fern, reed and cascade designs) is warranted not to develop, under normal conditions, any material change in appearance resulting from manufacturing defects or as a result of premature failure of the glass or organic seal for twenty (20) years from the date of purchase from the retailer/dealer. This limited warranty on glass does not apply to special order glazings, Andersen® art glass, insulated art glass, impact-resistant glass, insulated glass with shades or blinds between the glass or glass that is not factory installed by Andersen.

In the event a glass failure occurs as a result of a defect in manufacturing, materials or workmanship within the limited warranty period, Andersen, at its option, will: (1) provide the appropriate replacement glass product to the Andersen retailer/dealer you specify — labor is not included; or (2) provide a factory-authorized repair to the existing glass at no cost to you; or (3) refund the original purchase price. Such replacement parts or repair are warranted for the remainder of the original limited warranty period.

Transferable Limited Warranty on Components Other Than Glass

Non-glass portions of Andersen® windows and doors (including non-electric operators, locks, lifts, balance systems, hinges, handles, insect screens, weatherstripping, exterior trim, sash and frame members) are warranted to be free from defects in manufacturing, materials and workmanship for a period of ten (10) years from the date of purchase from the retailer/dealer. This limited warranty does not apply to Andersen electric window operators, retractable insect screens or finishes on bright brass and satin nickel door hardware. The non-glass portions of Andersen® windows and doors with wood exteriors and commercial doors are subject to a limited warranty with a five (5) year period, but otherwise identical to the ten (10) year limited warranty described above.

In the event a component other than glass fails as a result of a defect in manufacturing, materials or workmanship within the limited warranty period, Andersen, at its option, will: (1) provide replacement parts to the Andersen retailer/dealer you specify — labor is

not included; or (2) provide a factory-authorized repair to the existing component at no cost to you; or (3) refund the original purchase price. Such replacement parts or repairs are warranted for the remainder of the original limited warranty period.

Transferable Limited Warranty on Patio Doors with Shades/Blinds in Insulated Glass

Andersen® patio doors with shades/blinds in insulated glass (including insulated glass, shade/blind, insulated glass seal and external control mechanisms attached to the glass, hinges, handles, insect screens, weatherstripping, and frame members) are warranted to be free from defects in manufacturing, materials and workmanship for a period of ten (10) years from the date of purchase from the retailer/dealer.

In the event of a glass failure or failure in the shades or blinds between the glass as a result of a defect in manufacturing, materials or workmanship within the limited warranty period, Andersen, at its option, will: (1) provide the appropriate glass replacement product to the Andersen retailer/dealer you specify — labor is not included; or (2) provide a factory-authorized repair to the existing glass component at no cost to you; or (3) refund the original purchase price. Such replacement parts or repairs are warranted for the remainder of the original limited warranty period.

No Other Warranties or Representations

THIS LIMITED WARRANTY IS IN LIEU OF ALL OTHER WARRANTIES, EXPRESS OR IMPLIED, INCLUDING, BUT NOT LIMITED TO, ANY IMPLIED WARRANTIES OF MERCHANTABILITY OR FITNESS FOR A PARTICULAR PURPOSE. ALL WARRANTIES ARE LIMITED TO THE APPLICABLE STATUTE OF LIMITATIONS, BUT IN NO CASE WILL EXTEND BEYOND THE LIMITED WARRANTY PERIODS SPECIFIED ABOVE. ANDERSEN EXCLUDES AND WILL NOT BE LIABLE FOR ANY INCIDENTAL OR CONSEQUENTIAL DAMAGES, WHETHER ARISING OUT OF CONTRACT, TORT OR OTHERWISE. THE REMEDY OF REPAIR, REPLACEMENT OR REFUND OF THE ACTUAL PURCHASE PRICE OF THE PRODUCT PROVIDED BY THIS LIMITED WARRANTY IS THE EXCLUSIVE REMEDY WITH RESPECT TO ANY AND ALL LOSS OR DAMAGE.

Applicable Law

This Limited Warranty is only applicable in the U.S.A. (i.e., the fifty states and the District of Columbia). This Limited Warranty gives you specific legal rights, and you may also have other rights which may vary from state to state. Some states do not allow the exclusion or limitation of incidental or consequential damages or limitation of the duration of an implied warranty, so the above limitations or exclusions may not apply to you. If any specific term of this Limited Warranty is prohibited by any applicable law, it shall be null and void, but the remainder of this Limited Warranty shall remain in full force and effect.

What Is NOT Covered by this Limited Warranty: Specific Additional Exclusions

In addition to any other limitations or exclusions in this Limited Warranty, Andersen shall have no obligation for product failure, damage or costs due to or related to the following:

- Product modifications or glass shading devices (e.g., glass tinting, security systems, improper painting or staining, insulated coverings, etc.).
- Units improperly assembled or improperly mullied by others.
- Failure due to the application of non-Andersen hardware (e.g., locksets, trim sets, hinges, panic hardware, closers, etc.).
- Failure to properly install Andersen hardware and/or exterior trim.
- Adjustments or corrections due to improper installation.
- Improper installation or use, including use of a non-commercial door as a main entrance or exit door for a building other than a single-family residential unit or re-installing an Andersen window or door after it has been removed from a building and re-sold and/or re-installed in a different building.
- Exposure to conditions beyond published performance specifications.
- Water infiltration other than as a result of a defect in manufacturing, materials or workmanship.
- Condensation.
- Improper maintenance, such as use of brick wash, razor blades, sealants, sanding or improper washing.
- Failing to properly seal and maintain the exposed wood portions of a product. This includes, but is not limited to, the exposed wood on all sides of a door panel (e.g., exterior, interior, top, bottom, and both sides), a door frame and wood grilles.
- Chemicals or airborne pollutants, such as salt or acid rain.
- Delivery by others.

- Accidents.
- Acts of God.
- Normal wear and tear.

Additional items excluded from this limited warranty:

- Labor to replace sash or door panels, glass or other components.
- Labor and other costs related to the removal and disposal of defective product.
- Labor and materials to paint or stain any repaired or replaced product, component, trim or other carpentry work that may be required.

Products not manufactured by Andersen.

- The performance of the low-maintenance exterior glass coating on products with High-Performance Low-E4® glass. Performance will vary depending on environmental conditions.
- Minor warping of wood and clad-wood doors. Andersen may defer actions on any claim for warping for a period of up to twelve (12) months from the date of the claim in order to permit conditioning and equalization to humidity and temperature conditions.
- Slight glass curvature, minor scratches or other imperfections in the glass that do not impair structural integrity or significantly obscure normal vision.
- Rattling of grille bars within an air space.
- Insects passing through or around the insect screen.
- Tarnish or corrosion to hardware finishes.
- Special glazings. Contact us concerning the limited warranty on special glazings.
- Andersen® art glass and decorative insulated art glass, impact-resistant glass, electric window operators, retractable insect screens and bright brass and satin nickel finishes on door hardware. Contact us or refer to the specific limited warranties for these products.
- Andersen® 400 Series windows with Stormwatch® protection and with impact-resistant glass, A-Series windows and doors, E-Series/Eagle® windows and doors, 100 Series windows and doors, storm doors, Renewal by Andersen® windows, Silver Line® windows and doors, American Craftsman® windows and doors and Weiland® windows and doors have their own limited warranties and are not covered by this limited warranty.
- Service trips to provide instruction on product use.

How to register your Owner-To-Owner® Limited Warranty

Andersen offers quick, easy warranty registration on our website. Just go to www.andersenwindows.com/warranty and submit your warranty information online. By registering, you will expedite any warranty service you may have in the future. In addition, you can receive product information updates, safety notices and special offers regarding new products, as well as information regarding enhancements for the windows and doors you've registered. All warranty information is treated confidentially and will not be sold or traded to any person or organization outside of Andersen and the Andersen Dealer Network.



Warranty Claim Procedure

To make a claim under this Limited Warranty, contact the Andersen retailer/dealer who sold you your Andersen® product. Or, you may contact us at:

Andersen Windows, Inc./Andersen Service Center
100 Fourth Avenue North
Bayport, MN 55003-1096

You may also contact us using the Parts & Service section of our website at www.andersenwindows.com or reach us by phone at 1-888-888-7020.

You can help us serve you faster by providing the following important information:

- Description of the product such as the exterior color, unit type and size and inside visible glass measurements.
- Glass logo information etched in the inside corner of the glass.
- Description of product concerns.
- Documentation of the purchase date, if available.
- Your name, address (with zip code) where the product is installed and telephone numbers.

Non-Warranty Repair

You will be responsible for all costs related to any repair that is not covered by this Limited Warranty or which is outside of the limited warranty period. When warranty coverage is unclear, Andersen may charge an inspection fee for any on-site product inspection. If the inspector determines the Andersen® product has a defect covered by this Limited Warranty, the inspection fee will be waived.

For specific warranty information outside the United States, please contact your local distributor or write to:

Andersen Windows, Inc. / International Division
100 Fourth Avenue North
Bayport, MN 55003-1096

DISPUTE RESOLUTION PROCESS

General

If you are dissatisfied with the remedy provided to you under the Limited Warranty set forth above or have any other claim against Andersen related to your Andersen® products, you and Andersen agree to resolve the claim using the following process ("Dispute Resolution Process"). This Dispute Resolution Process will apply to claims of any nature relating to your Andersen product ("Dispute(s)"). Disputes include, but are not limited to, claims for breach of contract or breach of warranty, claims for violation of state or federal laws or regulations, claims based in tort, negligence or product liability, claims based in fraud or fraud in the inducement, marketing or advertising claims and claims related to the enforceability or effect of any term of the Limited Warranty or the Dispute Resolution Process, including, but not limited to, the waivers of class action and jury trials.

Notice Required

To assert a Dispute, you must first provide Andersen with written notice. A Notice of Dispute form is available for your use on Andersen's website at www.andersenwindows.com/noticeofdispute.

Andersen Response

Andersen will have 60 days from receipt of your Notice of Dispute to respond to you in writing. In that response or at any later time, Andersen may make one or more written offers to you to resolve your Dispute.

No Class Action or Jury Trials

YOU AGREE THAT YOU MAY ASSERT DISPUTES AGAINST ANDERSEN ONLY ON AN INDIVIDUAL BASIS AND NOT AS A PLAINTIFF OR CLASS MEMBER IN ANY CLASS OR REPRESENTATIVE ACTION OR PROCEEDING. AS PART OF THIS DISPUTE RESOLUTION PROCESS, YOU AND ANDERSEN ALSO AGREE TO WAIVE ANY RIGHT TO A JURY AND AGREE TO HAVE ALL DISPUTES HEARD AND DECIDED SOLELY BY THE FEDERAL OR STATE COURT JUDGE.

Opt-Out Procedure

You may opt out of this Dispute Resolution Process by completing and submitting a written Opt-Out Notice. The Opt-Out Notice is located on Andersen's website at www.andersenwindows.com/optout. Whether or not you opt out of the Dispute Resolution Process, all terms of the Limited Warranty set forth above remain in force and effect.

Applicable Law and Severability

This Dispute Resolution Process, including, but not limited to, issues related to its enforceability and effect, will be governed by the laws of the State of Minnesota without regard to conflict of law principles. If any term of this Dispute Resolution Process is found to be invalid or unenforceable in any particular jurisdiction, that term will not apply to that issue in that jurisdiction. Instead, that term will be severed with the remaining terms continuing in full force and effect.

Questions

If you have questions about the Dispute Resolution Process or Opt-Out Procedure, contact us at 844-332-7972.





