

A photograph of a park with a large green lawn in the foreground. In the background, there are trees, a playground with colorful equipment, and a tennis court. The sky is blue with some clouds. The text 'WELLINGTON PARK' is written in large, white, hand-drawn letters across the top, and 'PLAY STRUCTURE' is written in similar letters across the middle. At the bottom, there is a line of smaller white text: 'Play Structure Proposal - November 21, 2022'.

# WELLINGTON PARK PLAY STRUCTURE

Play Structure Proposal - November 21, 2022


# WHY ANOTHER PLAY STRUCTURE FOR WELLINGTON?

- Current facilities are ideal for toddlers/young children
- Kids 5-12+ outgrow the tot lot and need more play options
- COVID has increased park use
- Location is underutilized space in the park
- Nothing like the proposed structure in the surrounding area
  - Fully ADA accessible and inclusive
  - Sensory-focused play
  - Fosters social/emotional development
- Community members support a larger, accessible structure



# PROCESS

- Invited community to participate in **Friends of Wellington Park, Inc. (FWP)**; formed core working group
- Introduced to Stephanie Lapham, Recreation Manager
- Playground Sub-Committee met with Stephanie to measure the space and discuss project requirements
- Contacted pre-approved vendors requesting designs
- Narrowed vendors down to top 3 through a FWP vote
- Interviewed top 3 vendors with Stephanie and FWP group
  - Asked standard list of questions
- FWP voted and selected Kompan as vendor
- FWP voted on top structure design
- FWP presented to PRC on 9/20/2021



# 3D VISUALS



# 3D VISUALS



# SENSORY DOME



# LOCATION OF PROPOSED STRUCTURE WITHIN THE PARK

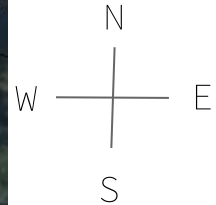
Standalone tree

ADA compliant Kilburn Rd. entrance

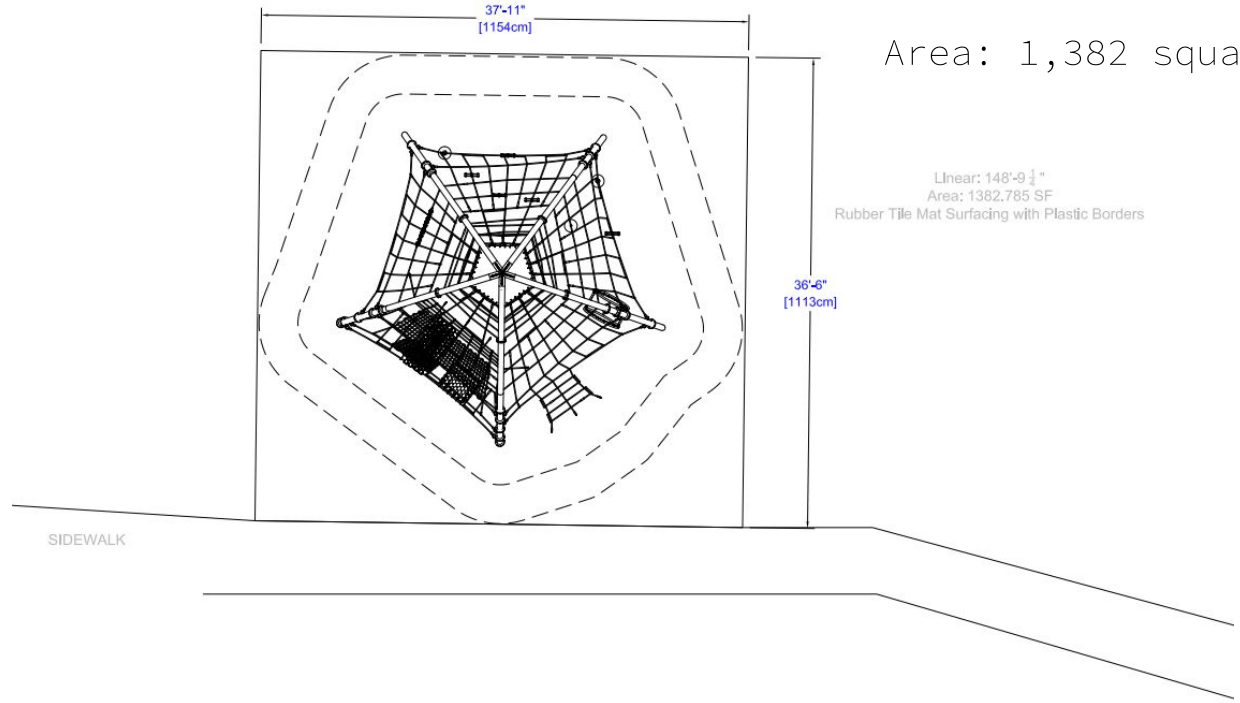
Tot lot



Proposed Playground Equipment Structure Location.



# PROPOSED STRUCTURE 2D



Area: 1,382 square feet

Linear: 148'-9 1/2"  
Area: 1382.785 SF  
Rubber Tile Mat Surfacing with Plastic Borders



# COST BREAKDOWN

Excavation: \$4,600

Equipment: \$62,221.11

Installation: \$34,749.70

Surfacing: \$18,690.00

Subtotal: \$120,260.81

20% Contingency: \$18,294

Total: \$138,554.81

Use of \$50,000 Korff Funds Earmarked for Wellington Park:

Existing Playground Surfacing: \$35,921

Amount Leftover for New Structure: \$14,079

Amount to Fundraise: \$124,475.81

## Notes:

- Equipment cost is discounted by 35%
- Fully installed by Kompan (no longer a community build)
- Surfacing type will be wood chips with ADA accessible rubber matting

THANK YOU & QUESTIONS?