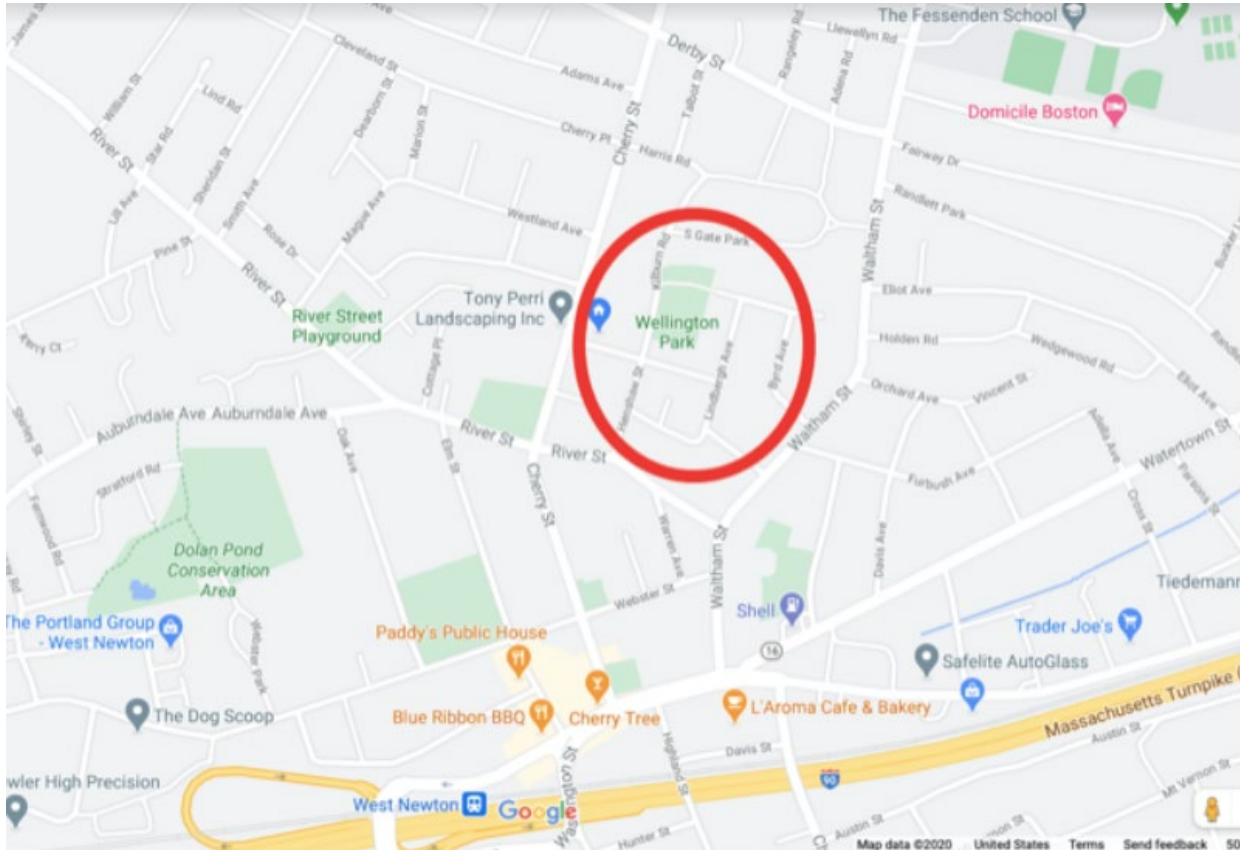


WELLINGTON PARK PLAY STRUCTURE

Play Structure Proposal – November 21, 2022

WELLINGTON PARK LOCATION



WHY ANOTHER PLAY STRUCTURE FOR WELLINGTON?

- Current facilities are ideal for families with toddlers/preschool children
- Kids 5-12+ outgrow the tot lot and need more play options
- COVID has increased park use
- Location is underutilized space in the park
- No similar climbing structure in Newton
 - Fully ADA accessible and inclusive
 - Sensory-focused play
 - Fosters social/emotional development
- Community members support a larger, accessible structure



PROCESS

- Invited community to participate in **Friends of Wellington Park (FOWP)**; formed core working group
- Introduced to Stephanie Lapham, Recreation Manager
- Playground Sub-Committee met with Stephanie to measure the space and discuss project requirements
- Contacted pre-approved vendors requesting designs
- Narrowed vendors down to top 3 through a FOWP vote
- Interviewed top 3 vendors with Stephanie and FOWP group
 - Asked standard list of questions
- FOWP voted and selected Kompan as vendor
- FOWP voted on top structure design
- FOWP presented to PRC on 9/20/2021



3D VISUALS



3D VISUALS



SENSORY DOME



LOCATION OF PROPOSED STRUCTURE WITHIN THE PARK

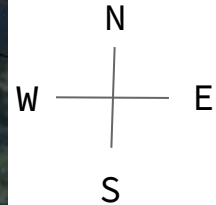
Standalone tree

ADA compliant Kilburn Rd. entrance

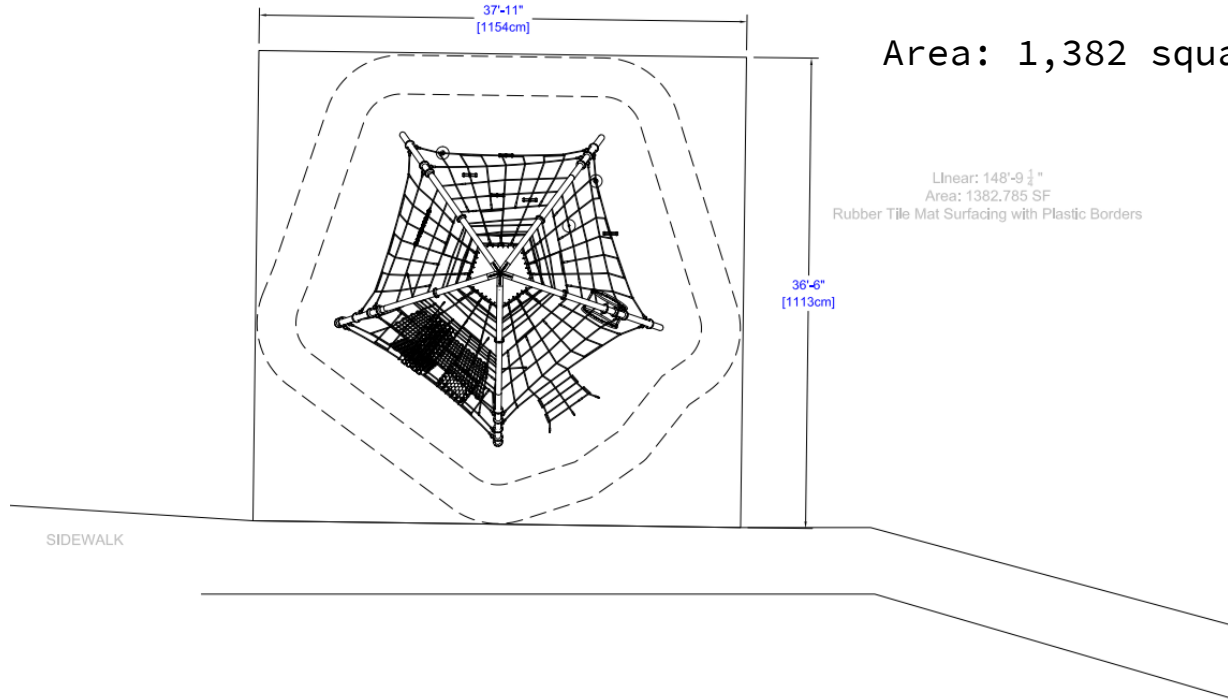
Tot lot



Proposed Playground Equipment Structure Location.



PROPOSED STRUCTURE 2D



Area: 1,382 square feet

Linear: 148'-9 1/2"
Area: 1382.785 SF
Rubber Tile Mat Surfacing with Plastic Borders

SIDEWALK

COST BREAKDOWN

Excavation: \$4,600

Equipment: \$62,221.11

Installation: \$34,749.70

Surfacing: \$18,690.00

Subtotal: \$120,260.81

20% Contingency: **\$18,294**

Total: \$138,554.81

**Use of \$50,000 Developer Mitigation Funds
Earmarked for Wellington Park:**

Existing Playground Rubber Mats: \$35,921

Amount Remaining for New Structure: \$14,079

Amount to Fundraise: \$124,475.81

Notes:

- Equipment cost is discounted by 35%
- Fully installed by Kompan (no longer a community build)
- Surfacing type will be wood chips with ADA accessible rubber matting

THANK YOU & QUESTIONS?

Eyal Dechter
President, Friends of Wellington Park Inc.
eyaldechter@gmail.com

Amanda Kovalcik
Board Member, Friends of Wellington Park Inc.
lidonni@gmail.com

Wellingtonpark.org

Newton Parks & Recreation
617-796-1500